



**TREE CARE CONSULTANCY**  
**CLIFTON VILLA, HALL CLIFFE ROAD, HORBURY**  
**WAKEFIELD, WEST YORKSHIRE, WF4 6BY**  
**TEL. 01924-270619**  
**EMAIL; [info@treecareconsultancy.co.uk](mailto:info@treecareconsultancy.co.uk)**

**TITLE: Soft Landscape Scheme**  
**AT: Land at 8 Lee Lane Royston, S71 4RT.**

**Tree planting**

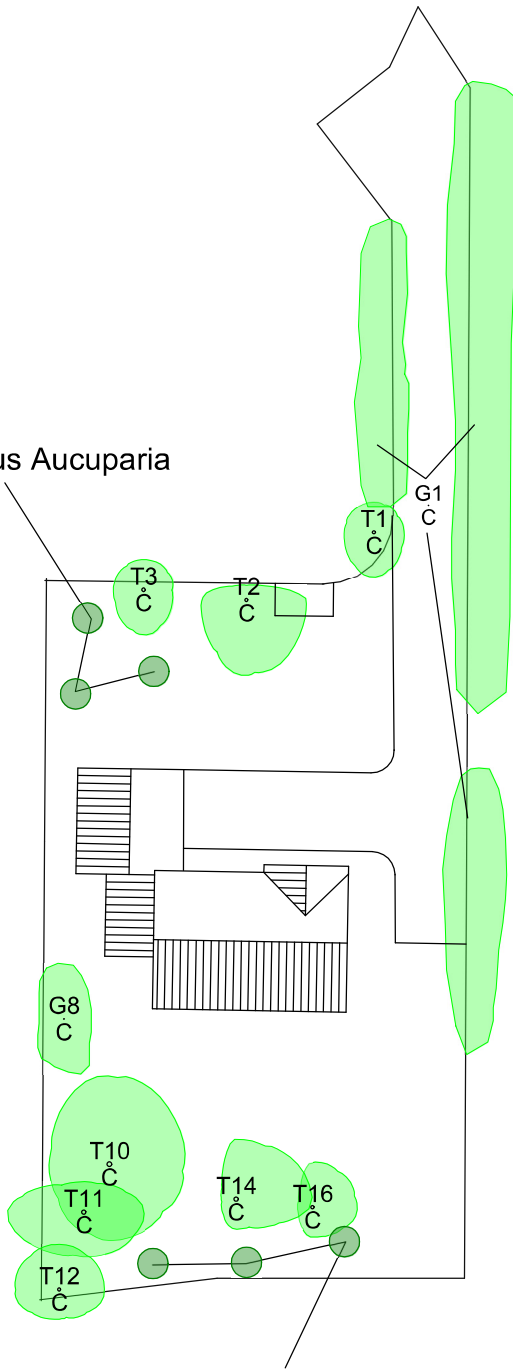
<b>Species</b>	<b>Form</b>	<b>Girth (cm) root condition</b>	<b>No reqd</b>
Betula pendula	heavy std	12-14	3
Sorbus aucuparia	heavy std	12-14	3

**Tree planting specification, aftercare & maintenance**

1. - Trees to be planted in tree pits 600 x 600 x 600mm with incorporation of irrigation tube. The back fill shall include 3 litres peat free tree & shrub compost.
2. - "Enmag" slow release fertilizer to be added to pits.
3. - Trees to be staked with min 8cm diam. peeled round softwood stake. Top of stake to finish approx 1.7m above ground. Stake to be driven beneath base of pit until stable.
4. - Trees to be fastened with a single tie and rubber spacer.
5. - 10 litres of water to added to tree pits on a weekly basis in dry weather during the months of May to August for a period of 2 years post planting
6. - Adjust tree ties in years 2, 3 and 4 and remove in year 5.
7. - Trees that fail or become diseased within 5 years of planting shall be replaced.
8. - 1.0m in diameter around each tree to mulched to 75mm depth with coarse forest bark mulch and maintained weed free.
9. - Final position of trees subject to confirmation of service location and approval of statutory undertakers



Amendments;

3No Sorbus Aucuparia



3No Betula Pendula

**KEY**

-  - Denotes Retained Tree/Hedgerow
-  - Proposed Planting of 6No Heavy Standard Size Trees



**Soft Landscaping Scheme**  
8 Lee Lane, Royston

SCALE : 500@ A4

DATE :  
10/03/2021

MAP FILENAME : TCC-1354-1



Tree Care Consultancy Ltd, Clifton Villa, 37 Hall Cliffe Road  
Horbury, Wakefield, West Yorkshire, WF4 6BY  
Phone: 01924 270619, Email: info@treecareconsultancy.co.uk