





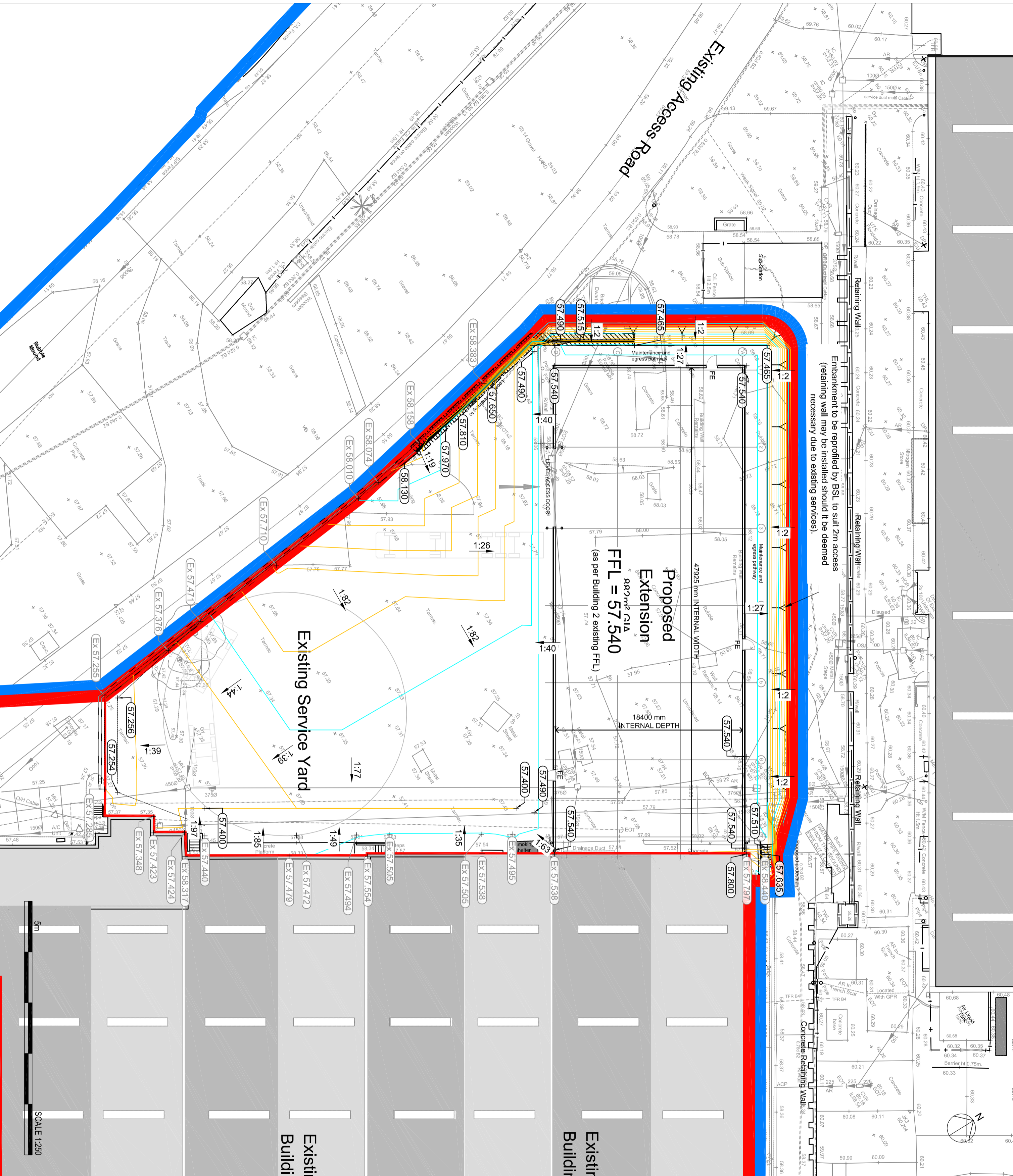


Notes

1. This drawing has been prepared in accordance with the scope of RPS's appointment with its client and is subject to the terms and conditions of that appointment. RPS accepts no liability for any use of this document other than by its client and only for the purposes for which it was prepared and provided.
2. If received electronically, it is the recipient's responsibility to print to correct scale. Only written dimensions should be used.
3. This drawing should be read in conjunction with all other relevant drawings and specifications.

Key:	
	Proposed Site Level
	Existing Site Level
	Minor Contours 0.5m Interval
	Major Contours 1.0m Interval
	Retaining Wall
	Development Boundary



Rev	Description	By	Ckd	Date
P04	Site boundary lines updated	PM	GB	31.01.25
P03	Updated to suit Client comments	AS	PM	06.12.24
P02	Development area and retained extents revised.	AS	PM	23.10.24
P01	First Issue	AS	PM	11.10.24



**A TETRA TECH COMPANY**  
 Sherwood House, Sherwood Avenue,  
 Newark, Nottinghamshire, NG24 1QQ  
 T:01636 605 700 E: rpsnewark@rpsgroup.com

Client: **Billington Structures Ltd**  
 Project: **Billington Structural Services Warehouse Extension**

Title: **Proposed Levels**

RPS Project Number: 794-DES-NWK-30729  
 Scale @ A2: 1:250  
 Date Created: 11.10.24

Task Team Manager: AS  
 Information Author: AS  
 Task Information Manager: PM

S2 (Suitable for Information)  
 Document Number: 30729-RPS-XX-DR-C-1600  
 Revision: P04  
 Project Code - Originator - Functional - Spatial - Type - Classification - Number  
 rpsgroup.com