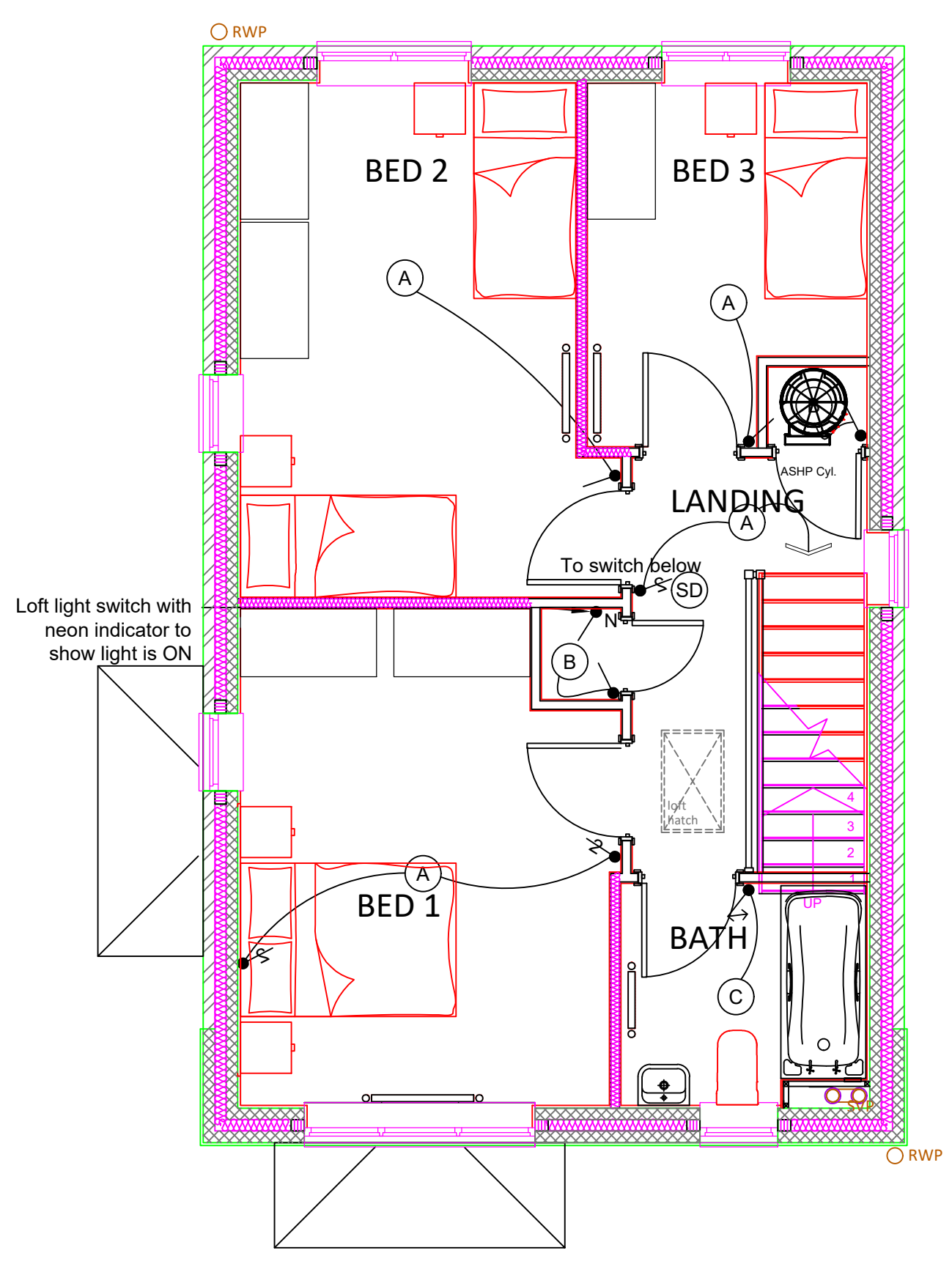
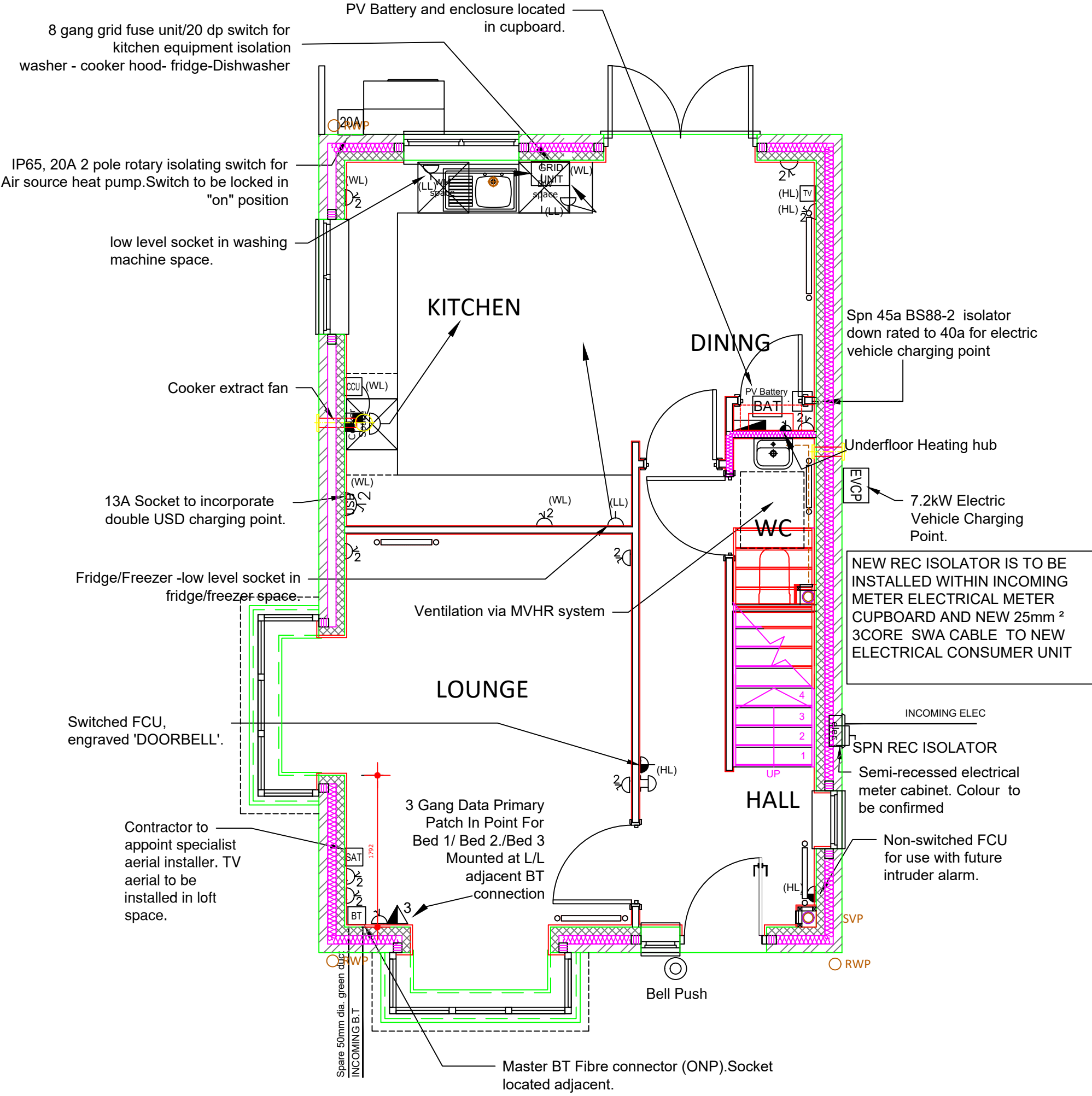


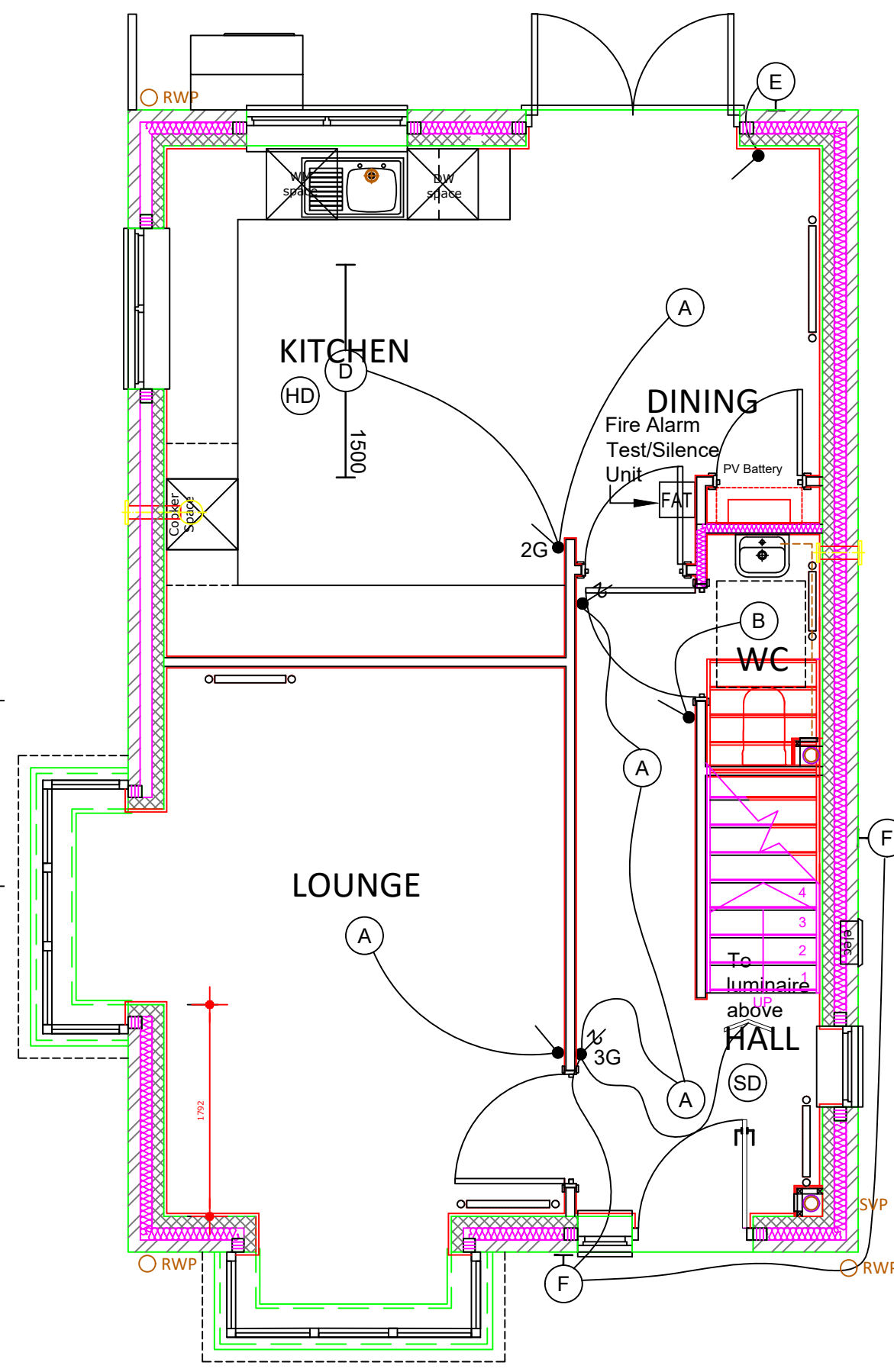
03 First Floor Small Power Layout
1:50



04 First Floor Small Power Layout
1:50



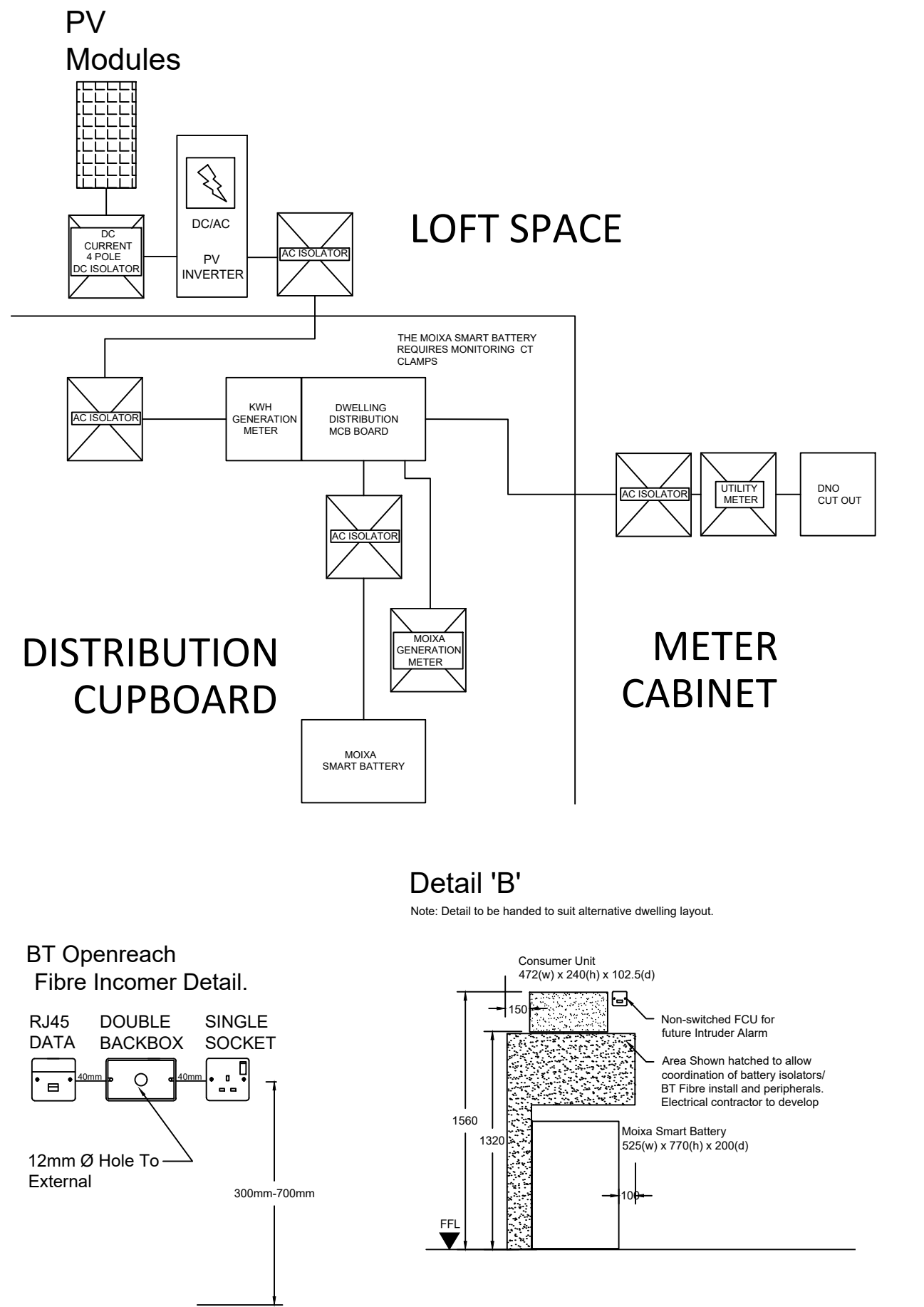
01 Ground Floor Small Power Layout
1:50



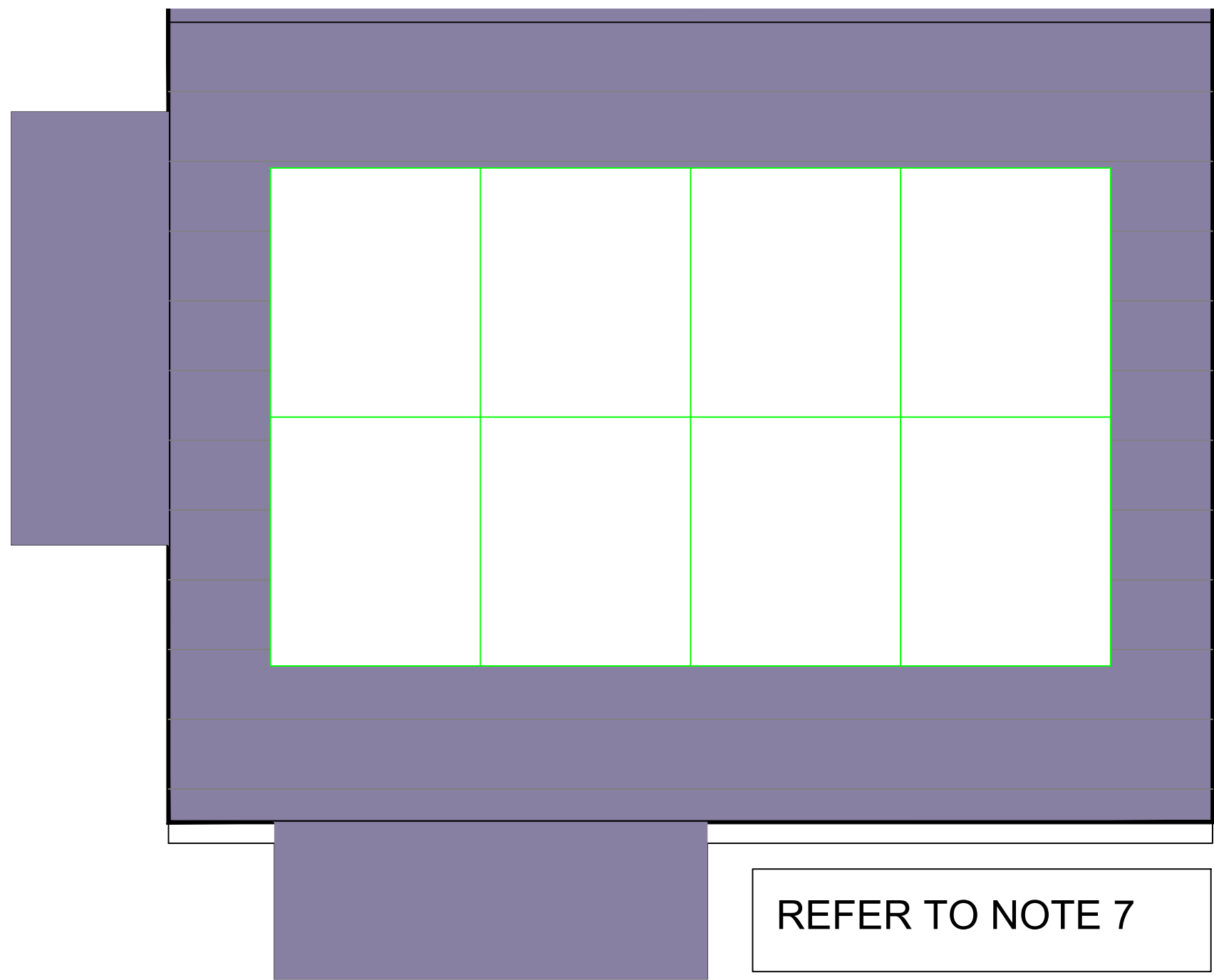
02 Ground Floor Small Power Layout
1:50

SMALL POWER	
NOTE: the following suffix denotes mounting height: (LL) Low level generally 450mm + 600mm AFFL. to U/S of item. (WL) Worktop level, generally 75-150mm from worktop to U/S of item. (HL) High level generally 2100mm AFFL. to U/S of item, but at least 25mm from ceiling.	
SYMBOL	DESCRIPTION
	Consumer unit
	Multi gang grid unit comprising individual fuse units & 20A DP switches controlling WASHER-FRIDGE-COOKER HOOD-FREEZER DISHWASHER
	13A Single gang non-switched socket outlet.
	13A Single gang switched socket outlet.
	13A Two gang switched socket outlet.
	13A Two gang switched socket outlet with onboard twin USB outlets.
	13A non-switched fused connection unit.
	13A Switched fused connection unit.
	British Telecom NTE5 Master Telephone Socket.
	RJ 45 Data Outlet.
	Secondary RJ11 Telephone Socket.
	SAT/TV/FM outlet, with integral Secondary RJ11 Telephone Socket.
	One gang coaxial TV outlet.
	Cooker control unit with integral 1G, 13A socket outlet.
	Cooker connection unit.
	IP 65 External Lockable 32A SPN Isolator
	50A DP Shower Isolator
	Electric shower unit.
	Extract Fan.
	3 Pole Fan Isolator
	Door Bell.
	Door bell push button.
LIGHTING	
NOTE: Suffix denotes fitting type. See also Luminaire Schedule.	
SYMBOL	DESCRIPTION
	Ceiling / Recessed mounted luminaire.
	Wall mounted luminaire.
	Ceiling mounted linear fitting.
	Light switch - One way. NOTE: Suffix next to switch denotes number of gang. Example '2G' means two gang light switch.
	Light switch - Two way.
	2G Gridswitch: 1G light switch + 1 Amber neon indicator. Switch engraved 'LOFT LTG'
	Pull cord switch.
FIRE ALARM SYSTEM	
SYMBOL	DESCRIPTION
	Fire alarm test/control unit.
	Smoke detector.
	Heat detector.
	Carbon Monoxide detector.

LUMINAIRE SCHEDULE			
REF	MAKE	RANGE	LIST NO.
A	MK Electric	Pendant Set	1188WHI
B	MK Electric	Batten Lamp Holder	1174WHI
C	NVC Lighting Ltd	Portland LED	NPO15LED/WH01850
D	NVC Lighting Ltd	Phoenix LED	Luminaire - PH40/LED/850
E	NVC Lighting Ltd	Spartan LED	NSP15/BK/840
F	ASD Lighting Ltd	Clarity - Portrait	C2P/BL/4LED/600C



05 SCHEDULES AND SCHEMATICS
NTS



06 INDICATIVE SOLAR PV LAYOUT
NTS

DO NOT SCALE FROM THIS DRAWING. ALL DIMENSIONS TO BE CHECKED ON SITE BY CONTRACTOR. REPORT ANY DISCREPANCIES TO DRAWING AUTHOR AND PROPERTY SERVICES TEAM. DRAWING OR CONTENTS SHOULD NOT BE DUPLICATED WITHOUT PRIOR CONSENT.

DRAWING TO BE READ IN CONJUNCTION WITH ALL OTHER PROJECT DOCUMENTS INCLUDING BUT NOT LIMITED TO DRAWINGS, SPECIFICATIONS, SCHEDULES

0mm 10 20 30 60mm
1:1

NOTES

- The Contractor shall allow in their tender submission for the supply and installation of the following items in the roof void of each dwelling - 1 x Luminaire Type B, 1 x 2G switched socket outlet, 1 x TV Digital Aerial, 1 x Smoke detector. All associated cable and containment.
- All WC and Bathroom fans operated by light switch.
- Dwelling fire detection/alarm system to comply with 'Part B' of the Building Regulations and to BS5839-Part 6 (Grade D1 - Category LD2). Allow for SD in loft.
- The type and location of all mechanical items are indicative and are subject to confirmation by the mechanical engineer.
- This drawing shall be read in conjunction with the electrical specification.
- Where whole house ventilation is installed, electrical contractor to allow for power supply within loft.
- Specialist contractor to ascertain maximum achievable solar PV taking into account area of roof and orientation

Please note this dwelling type is underfloor heated (wet system). The electrical contractor is to liaise with the main contractor and his mechanical sub contractor as to controls and pipework positions.

P1	TENDER ISSUE	16/06/22	PAD
Rev	Notes	Date	Issued By
SERVICE			
Housing Growth			
PROJECT			
Goldthorpe Market			
TITLE			
Electrical Services 3 Bed Detached House Dual Aspect			
PROJECT REF 106436	DRAWING REFERENCE GMH-DR-E-004	REV P1	
SCALE Various	DISCIPLINE ELECTRICAL ENG	SHEET SIZE A1	
PURPOSE OF ISSUE TENDER	Drawn Checked	PAD	