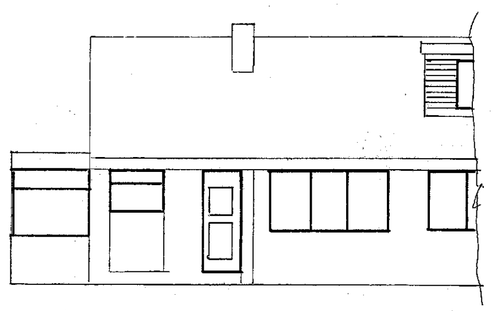

EXISTING FRONT ELEVATION

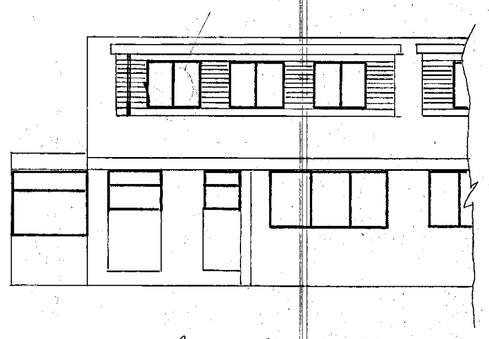

PROPOSED FRONT ELEVATION

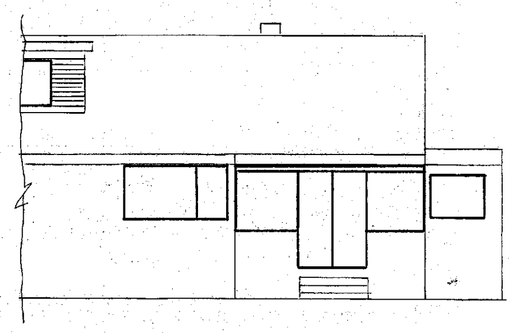

EXISTING REAR ELEVATION

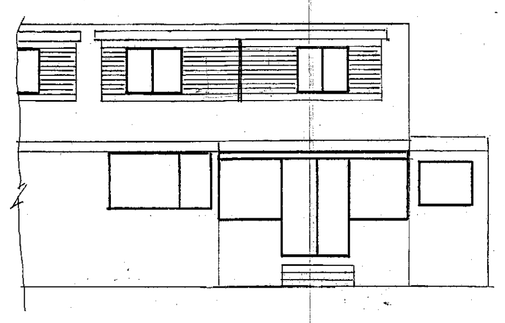

PROPOSED REAR ELEVATION

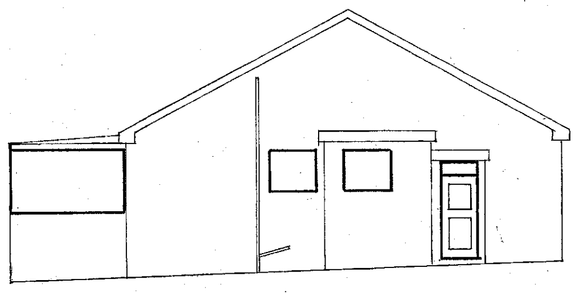

EXISTING SIDE ELEVATION

ELEVATIONS SCALE 1:100

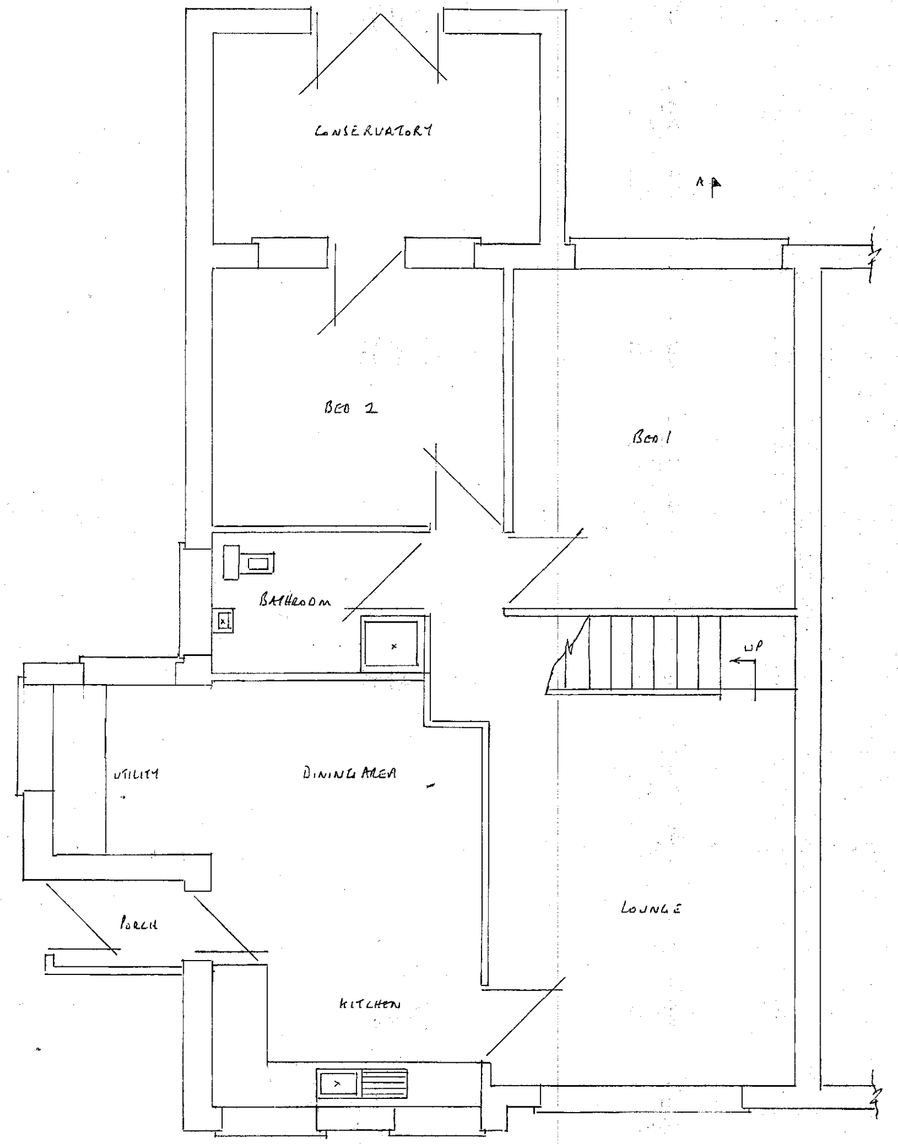

PROPOSED GROUND FLOOR PLAN SCALE 1:50

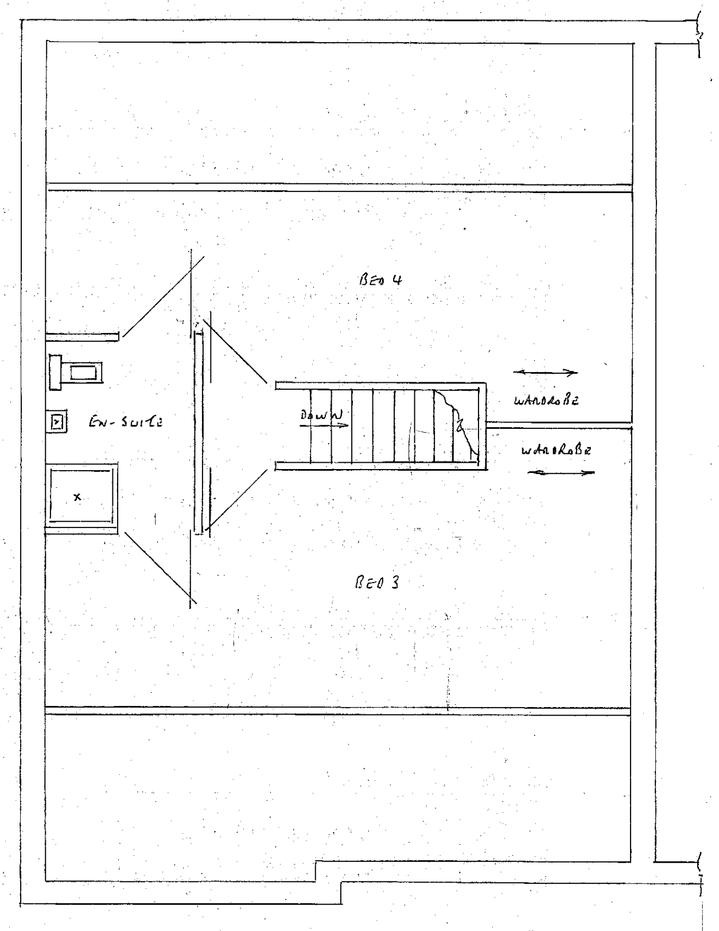

PROPOSED FIRST FLOOR PLAN SCALE 1:50

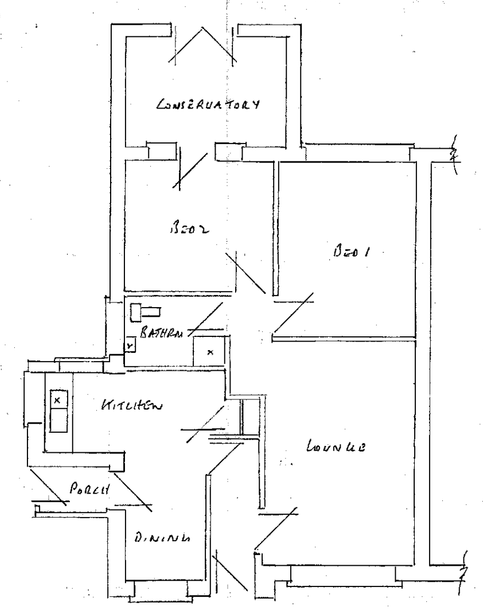

EXISTING GROUND FLOOR PLAN SCALE 1:100

NOTE OPPOSITE SIDE ELEVATION OF DORMERS SAME AS PROPOSED SIDE ELEVATION

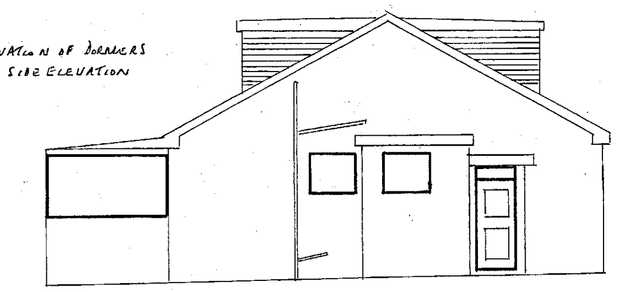

PROPOSED SIDE ELEVATION

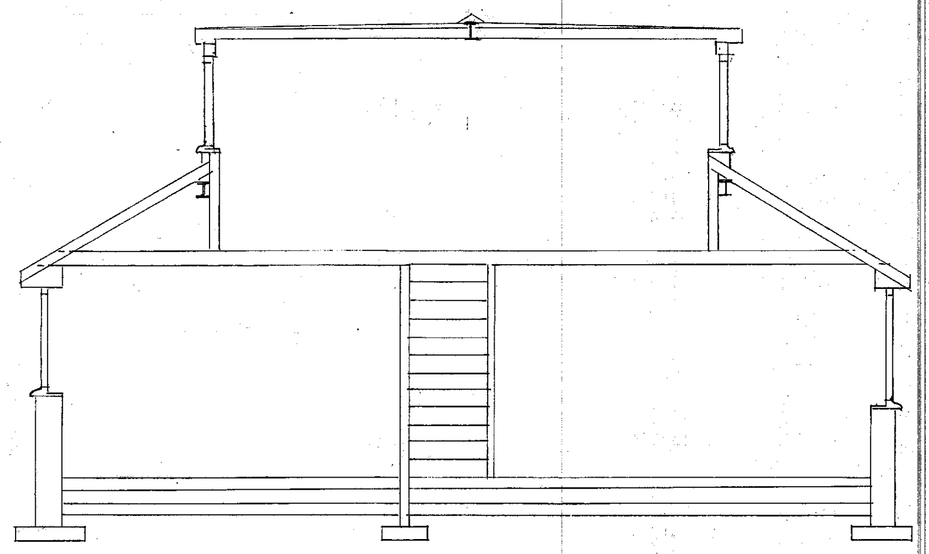

SECTION THRU' A - A SCALE 1:50

ALL HEATING ALTERATIONS TO BE DONE BY A GAS SAFE ENGINEER & TRV'S REQ. FOR EXTENSION OF THE HEATING SYSTEM • BEDROOM WINDOWS TO HAVE ERGRESS SASHES 450 x 750mm HIGH TO HAVE A CLEAR OPENING & CILLS TO BE 800-1100 ABOVE FLOOR LEVEL • CALLS FOR RSJ'S TO BE PROVIDED FOR L.A.

ROOF/LOFT

- 220x75mm JOISTS AT 400mm CENTRES • 100mm INSULATION BETWEEN J GIVING 10KG/m² • 18mm T&G BOARDING • 150x47mm RAFTERS AT 400mm CENTRES • 170x25mm RIDGE BOARD • 90mm KINGSPAN BETWEEN RAFTERS CE A 50mm AIRGAP & TEX SILVER SECURED TO UNDERSIDE OF RAFTERS WITH 12.5mm PLASTERBOARD & SKIM • 150mm INSULATION BETWEEN JOISTS & 150mm LAID OV AT 90° TO ROOF SPACE • SLOPING WALLS TO HAVE INSULATION 10KG/m² • 50 KINGSPAN INSULATED PLASTERBOARD & SKIM TO GABLE WALLS

DORMERS

- 100x75mm VERTICAL UPRIGHTS • 2NO 150x50mm TIMBER HEADS BOLTED TOGETHER OVER WINDOWS • 150x47mm JOISTS AT 400mm CENTRES
- FIRINGS TO HAVE MIN FALL OF 1IN 80 • 18mm T&G BOARDING • 200x2 FASCIA • 6mm EXTERIOR PLY SOFFIT WITH 25mm CONT. FLYPROOF MESH • lo KINGSPAN TO DORMER ELEVATIONS • 90mm KINGSPAN BETWEEN JOISTS CENTRE 50mm AIRGAP & TEX SILVER SECURED TO UNDERSIDE WITH 12.5mm PLASTERBO & SKIM • 3 LAYERS OF BITUMEN FELT HOT LAID • 10mm WHITE CHIPPINGS
- CODE 5 LEAD FLASHING • EXTERNAL CLADDING TO BE UPVC HORIZONTAL BOARDING TO MATCH EXISTING DORMERS ADJOINING.

STAIRS

- STAIRS TO BE MADE BY SPECIALIST'S CONTRACTORS. SIZES QUOTED ON SITE MA DIFFER CONTRACTOR TO TAKE OWN MEASUREMENTS & DESIGN IN ACCORDANCE W ADK • 2m MIN HEADROOM WITH 42° PITCH • RISE 200mm TO 220mm GOING 220mm
- HANDRAIL & GUARDING TO BE 900mm ABOVE PITCH LINE

DRAINS

- 100mm RWG & 65mm RWP TO MATCH EXISTING SW TO DISCHARGE ONTO ROOF & DOWN EXISTING RWP'S • FOUL FROM ENSUITE TO DISCHARGE DOWN EXISTING STUB • FOUL FROM NEW SINK LOCATION TO CONNECT TO STUB UNDER FLOOR
- ALL SANITARY FITTINGS TO COMPLY TO ADH2

GENERAL

- NEW WINDOWS TO MATCH EXISTING & TO HAVE TRICKLE VENTS 8000mm² TO BE PILKINGTON K GLASS WITH A 16mm AIR GAP & SOFT LOW E COATING U VALUE TO BE 1.6 WINDOWS TO HAVE OPENING LIGHTS 5% OF FLOOR AREA • EN SUI TO HAVE FAN EXTRACTING 15L/SEC KITCHEN TO HAVE FAN EXTRACTING 60L/S & BOTH CONTROLLED BY AN INDEPENDENT SWITCH • PROVIDE MAINS WIRED SMOKE ALARMS WITH BATTERY BACKUP TO CIRCULATION AREAS ON EVERY FLOOR & TO BE INTERLINKED TO A SEPERATE CIRCUIT • ALL ELECTRICAL WORK TO MEET REQUIREMENTS OF PART P ELECTRICAL SAFETY & MUST BE DESIGNED INSTALL INSPECTED & TESTED BY A COMPETENT PERSON REGISTERED UNDER THE COMPETE PERSON SCHEME A COPY OF THE BUILDING REGS SELF CERT TO BE PROVIDED ON COMPLETION OF THE WORK

PROPOSED DORMER LOFT CONVERSION & KITCHEN ALTERATIONS AT :-

13 HUNTERS RISE

POGMOOR

BARNSLEY