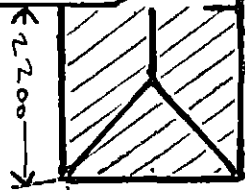



H BOUNDARY

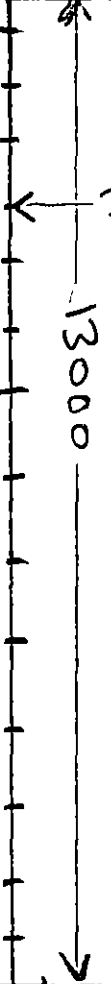
27

29

EXISTING ACCESS DOOR



PROPOSED PORCH




13000

3700

2400

4600



31

PLAN SHOWING POSITION
OF PROPOSED PORCH

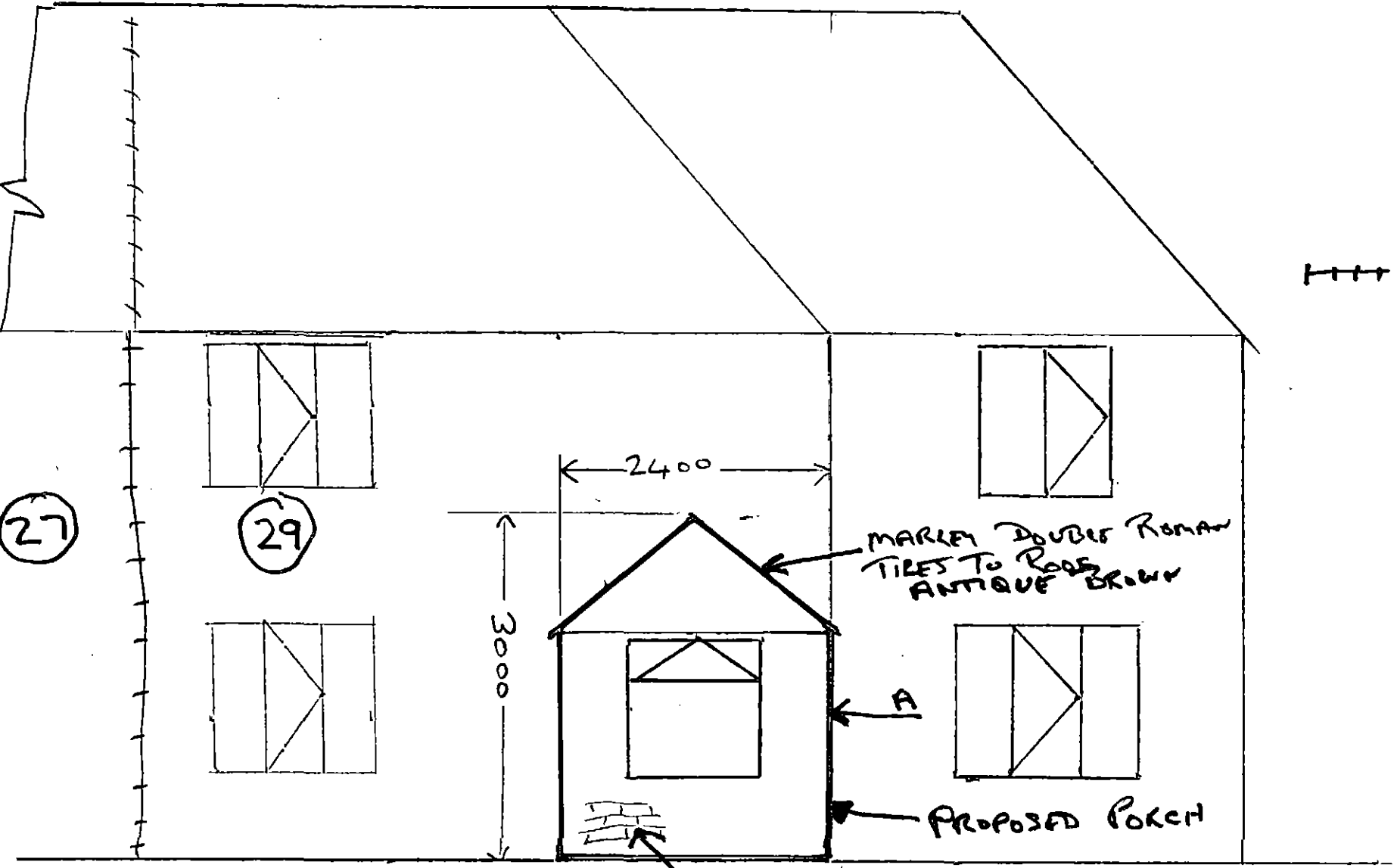
SCALE 1:100
DIM IN MM

VERSION A

HIGHWAY

BRITON STREET THURNSCOPE

+++ BOUNDARY



(27)

(29)

2400

3000

MARLEY DOUBLE ROMAN TILES TO ROOF ANTIQUE BROWN

A

PROPOSED PORCH

Scale 1:50
DIM IN MM

IBSTACH
SHERWOOD BLAZE
BRICKS

PROPOSED FRONT ELEVATION
OF PORCH TO 29, BRITAN STREET.

VERSION A.

Scale 1:20

Dim's In mm

SIDE ELEVATION OF
PROPOSED PORCH AT
29, BRITON STREET

LOOKING FROM A
(SEE FRONT ELEVATION)

MARLEY
DOUBLE ROMAN
TILES TO ROOF
ANTIQUE BROWN

800

1400

3000

29

GLAZED UPVC DOOR
WITH SIDE PANE

IBSTOCK
STERLING BLAZE
BRICKS

VERSION A

