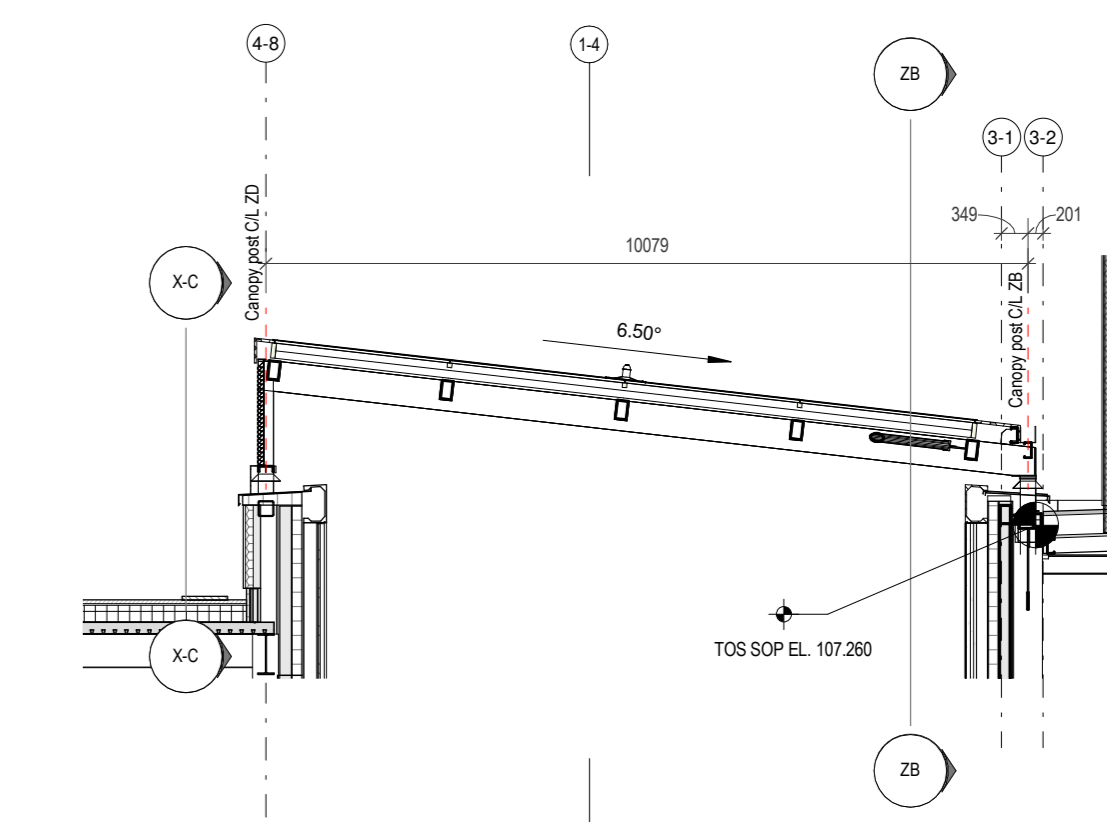
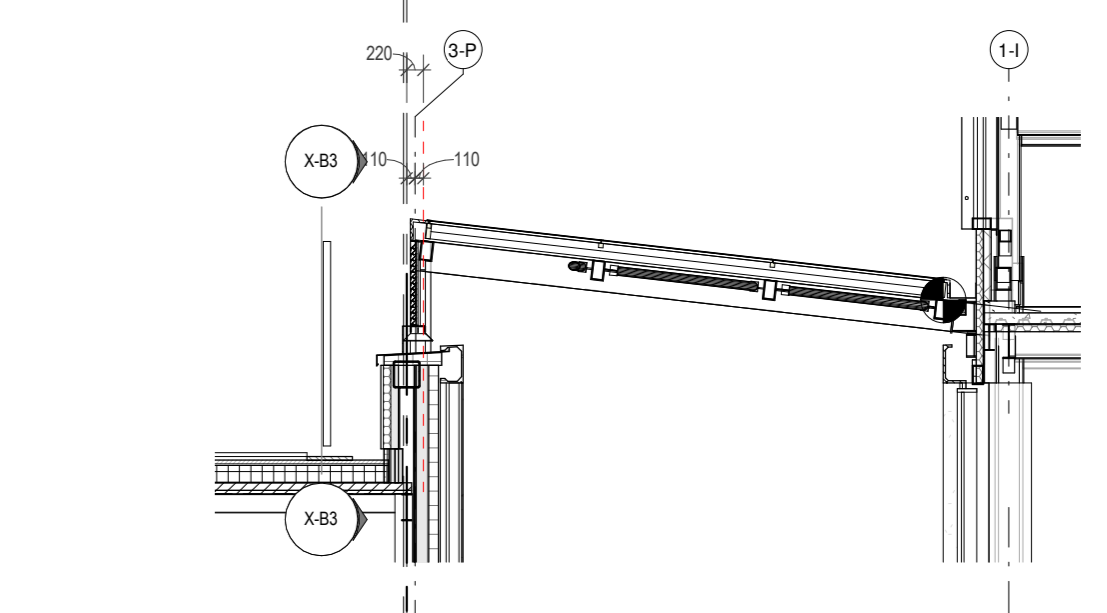




**ZB** ZB Canopy Street Elevation  
1:100



**A** Section A (ZD-ZB)  
1:100

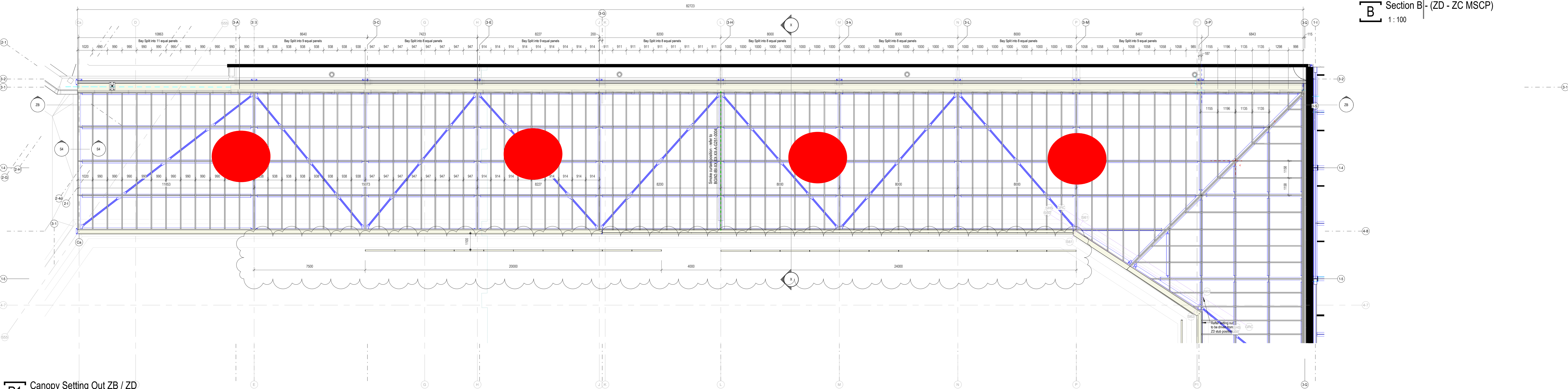


**B** Section B (ZD-ZC MSCP)  
1:100

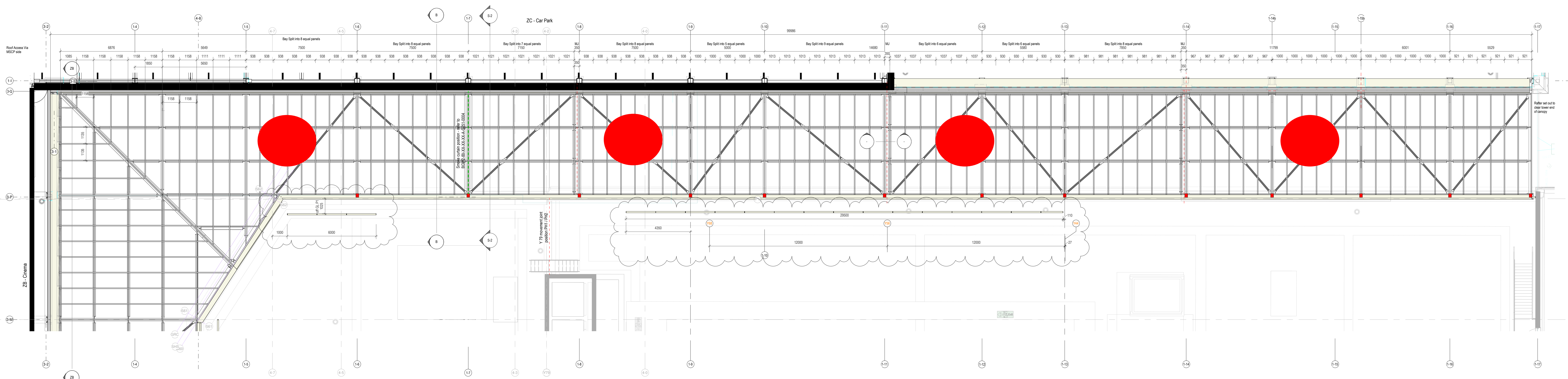
Notes:  
 • This drawing is copyright.  
 • Do not scale dimensions from this drawing.  
 • This drawing is to be read in conjunction with all other relevant drawings.  
 • All discrepancies on this drawing are to be reported to the architect.  
 • Do not modify any element of this drawing.  
 • Use drawings only for purposes issued.  
 North Sign / Key Plan

The following external model files are included within this drawing:

Note  
 Steel frame to Structural Engineers design



**P1** Canopy Setting Out ZB / ZD  
1:100



**P2** Canopy Setting Out ZC / ZD + MC  
1:100

Rev	Date	Revision Notes	AG	EA
P01	13/1/20	Issue baffle lengths as confirmed to suit JCA comments	AG	EA
P04	18/10/18	Canopy Detail updated to reflect BSL steel updates	AG	EA
P03	05/04/19	D4 - Issued for Contract	AG	EA
P02	20/02/19	S3 - Suitable for Review and Comment	AG	EA
P01	28/11/18	Canopy set out to phase 1 length agreed	AG	EA

Barnsley Metropolitan Borough Council

**IB** Intelligence Buildings Infrastructure  
www.ibgroup.com

The Glass Works, Barnsley  
Development Sites ZB & ZC

Drawing Title  
Glazed Canopy Setting Out

Job Number	Drawing Created Date	PAGE 1192 Status Code
50727	17/10/2018	A
Scale@A0	Purpose	
1:100	Construction	
Drawing Number	Revision	
BGW2-IBI-XX-XX-XX-A-G251-0001	P05	