







-  TARMAC TO DRIVEWAYS.
-  MARSHALLS SAXON BUFF PAVING TO PATHS.
-  LOW LEVEL PLANTING
-  0.75M HIGH BRICK WALL
-  1.8 M HIGH VERT. BOARDED TIMBER FENCE
-  1.5 M HIGH VERT. BOARDED TIMBER FENCE
- x EXISTING GROUND LEVELS

REF 1743  
Dwg EX01.

ACCESS TO LAND  
AT REAR  
SUBJECT TO PLANNING.

TURF TO REAR  
GARDENS.

BOUNDARY & MATERIAL DETAILS  
1:200.

LAND AT ST MARY'S ROAD  
DARFIELD

MBOOTH DESIGN - BARNESLEY.

