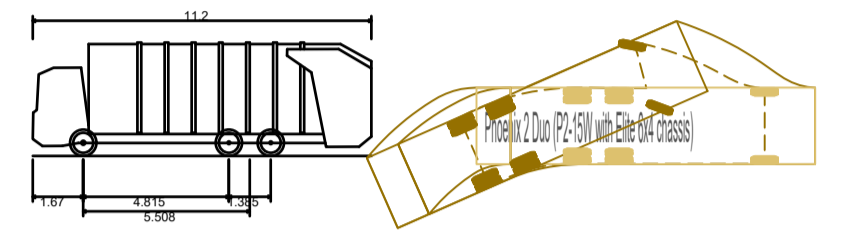


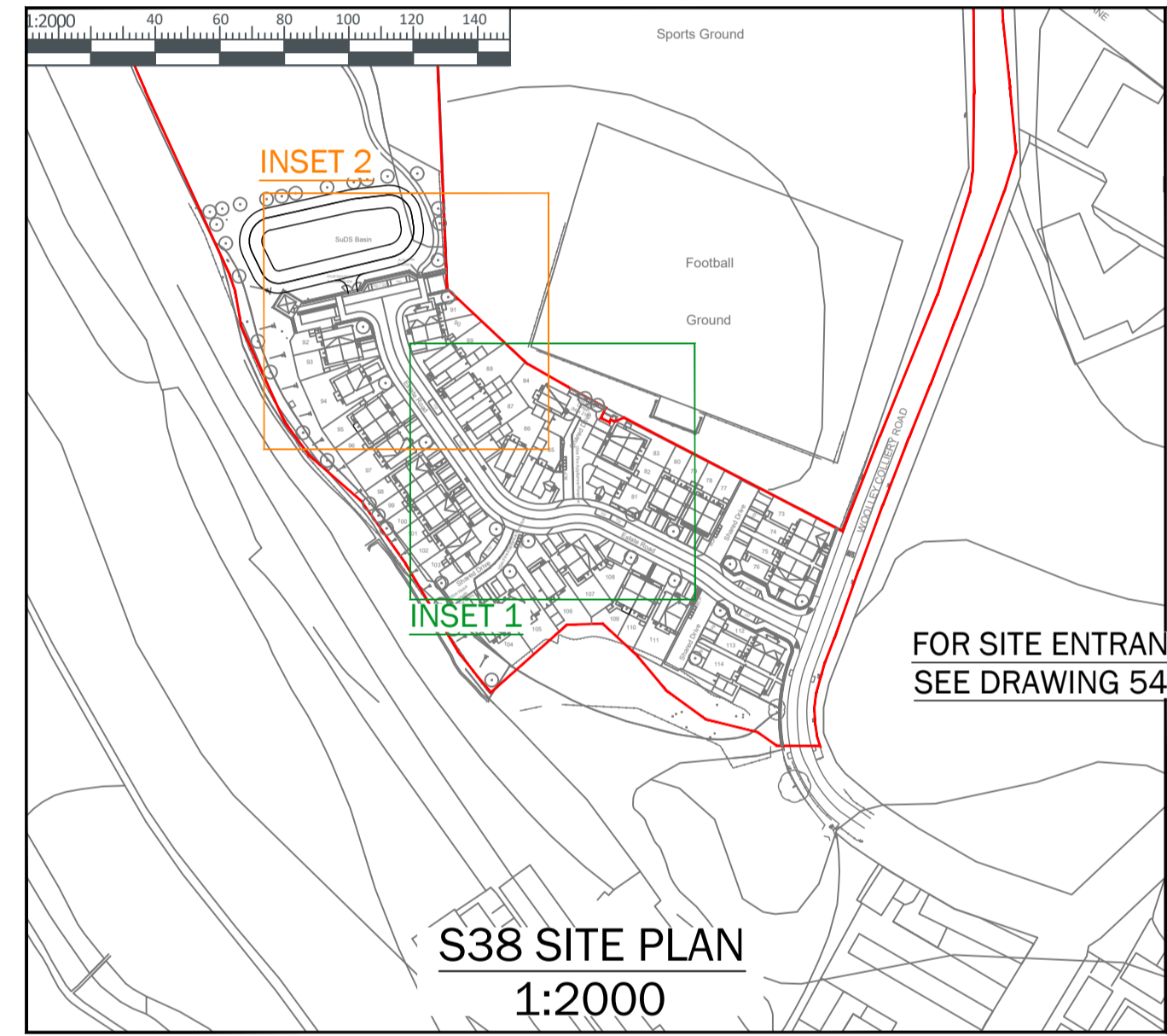
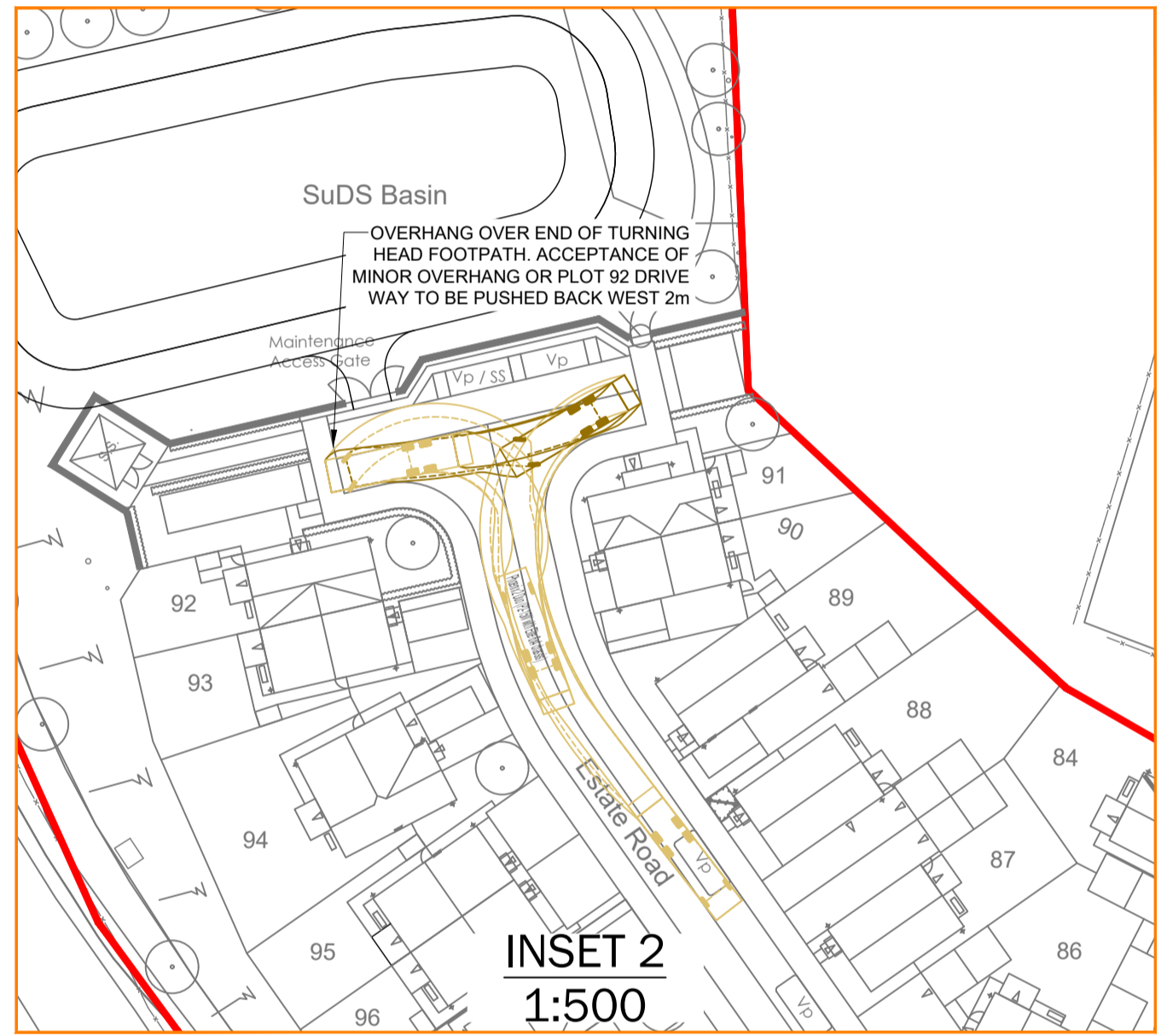
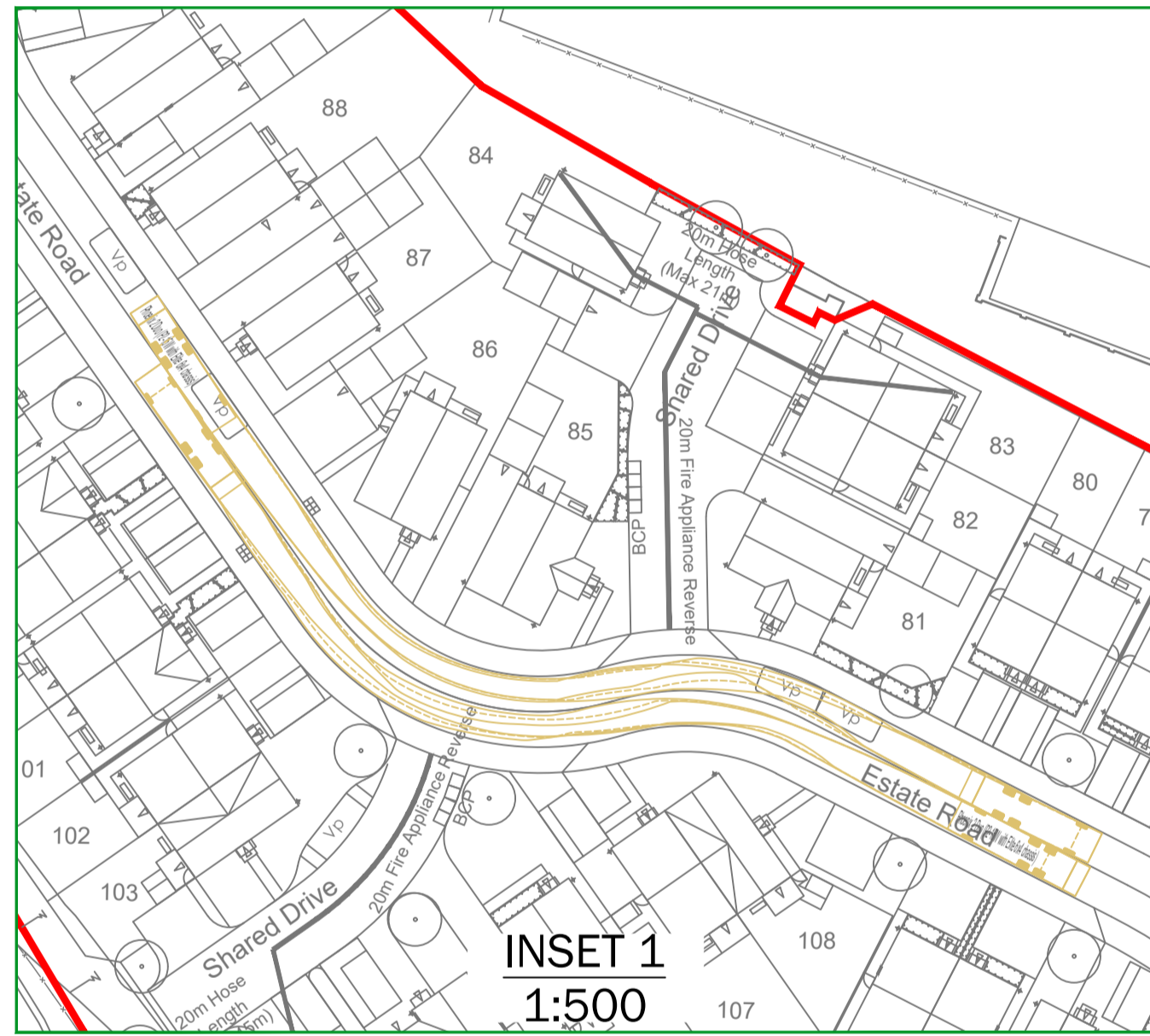
THIS DRAWING IS TO BE READ IN CONJUNCTION WITH ALL OTHER HBL DRAWINGS ISSUED FOR THIS PROJECT

- GENERAL NOTES:
1. THIS DRAWING IS TO BE READ IN CONJUNCTION WITH ALL OTHER RELEVANT ENGINEERING AND ARCHITECT'S DETAILS.
  2. THE DESIGN DETAILS PRESENTED MUST BE REVIEWED IN CONJUNCTION WITH THE WIDER SITE INFORMATION AND SITE CONSTRAINTS WHICH MAY NOT BE EVIDENT ON DRAWING AND MUST BE REQUESTED IF NOT ALREADY PROVIDED. THIS INCLUDES, BUT NOT LIMITED TO, GROUND CONDITIONS (GEO-TECHNICAL AND GEO-ENVIRONMENTAL), GROUNDWATER LEVELS, BURIED SERVICES, REMNANT OBSTRUCTIONS, ECOLOGY, TREE PROTECTION AND TOPOGRAPHY.
  3. THE ENGINEER SHALL BE NOTIFIED IMMEDIATELY, IN WRITING, SHOULD ANY ERRORS OR DISCREPANCIES BE FOUND PRIOR TO THE COMMENCEMENT OR CONTINUATION OF ANY WORKS.
  4. ALL WORK IS TO BE CARRIED OUT IN ACCORDANCE WITH CURRENT BRITISH STANDARDS, BUILDING REGULATIONS AND NHBC STANDARDS.
  5. IT IS THE RESPONSIBILITY OF THE CONTRACTOR TO EXECUTE THE WORKS AT ALL TIMES IN STRICT ACCORDANCE WITH THE REQUIREMENTS OF THE HEALTH AND SAFETY AT WORK ACT 1974, AND THE C.D.M. REGULATIONS 2015. THE CONTRACTOR WILL BE DEEMED TO HAVE ALLOWED FOR FULL COMPLIANCE, INCLUDING FULL LIAISON WITH THE CDM CO-ORDINATOR, WITHIN HIS RATES.
  6. ANY EXISTING DETAILS WHICH ARE SHOWN ON THIS DRAWING ARE FOR GUIDANCE ONLY AND ARE TO BE CHECKED ON SITE BY THE CONTRACTOR. ANY VARIATIONS ARE TO BE RECORDED AND REPORTED TO THE ENGINEER IMMEDIATELY.
  7. BEFORE WORK COMMENCES CONTRACTOR SHOULD CONSULT THE ENGINEER AND THE SITE REPORT REGARDING ANY CONTAMINATION ISSUES. ALL NECESSARY HEALTH AND SAFETY MEASURES TO BE TAKEN.

KEY - PLAN  
 SITE BOUNDARY



Phoenix 2 Duo (P2-15W with Elite 6x4 chassis)  
 Overall Length 11.200m  
 Overall Width 2.530m  
 Overall Body Height 3.751m  
 Min Body Ground Clearance 0.304m  
 Track Width 2.500m  
 Lock to lock time 4.00s  
 Kerb to Kerb Turning Radius 9.500m



REV.	DATE	DRAWN	DESCRIPTION	CHKD	APPRD
P02	16.11.25	RJ	REVISED TO NEW LAYOUT	RJ	RJ
P01	04.11.25	MS	TENDER DRAWING	RJ	RJ

STATUS DESCRIPTION STATUS  
 FOR INFORMATION S3



Craig House,  
 33 Ballbrook Avenue,  
 Manchester M20 3JD  
 +44 (0)161 432 9977 | www.hbl.td  
 Consulting Civil & Structural Engineers

PROJECT WOOLLEY COLLIERY			
DRAWING TITLE S38 SWEEP PATH ANALYSIS - REFUSE SHEET 2			
CLIENT MJ GLEESON			
HBL REF. 10701	DATE 04.11.25	SCALE(S) VARIES	A1
DRAWN MS	CHECKED RJ	APPROVED RJ	
DRAWING No. 10701-HBL-XX-XX-DR-C-5321			REV. P02