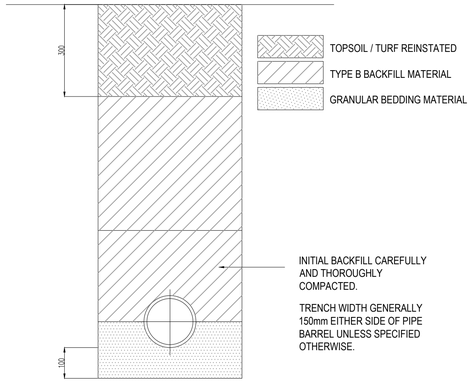

SELECTED BACKFILL TYPE B AS SPECIFIED BUT GENERALLY LOCALLY EXCAVATED MATERIAL OR IMPORTED, READILY COMPACTABLE, FREE FROM VEGETABLE MATTER, RUBBISH, FROZEN SOIL, AND MATERIAL RETAINED ON A 37.5mm SIEVE. COMPACTED IN LAYERS OF 150mm.

GRANULAR BEDDING MATERIAL TO B.S. 882, 10mm NOMINAL SINGLE SIZE

CLASS B BEDDING - RIGID PIPE - VERGE
(FOR DEPTHS TO SOFFITS GREATER THAN 1200mm IN ROADS, 900mm IN VERGE)

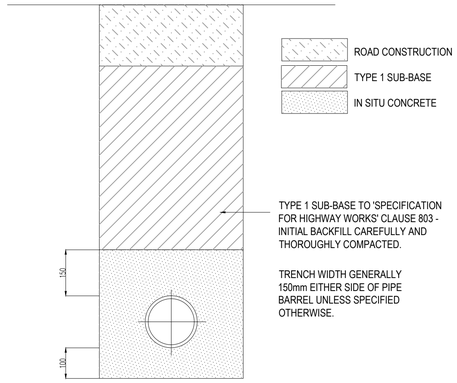

CONCRETE BED AND SURROUND TO BS 5328 DESIGNATED MIX C20 WITH FLEXIBLE JOINTS 18mm THICK, AT ALTERNATE PIPE JOINTS.

GRANULAR BACKFILL MATERIAL DTp TYPE 1. DTp CLAUSES 803 OR 804 RESPECTIVELY OR SUITABLE APPROVED EQUIVALENT.
COMPACTED IN LAYERS OF 150mm.

CLASS Z BEDDING - RIGID PIPE - ALL AREAS
(FOR DEPTHS TO SOFFITS LESS THAN 1200mm IN ROADS, 900mm IN VERGE)

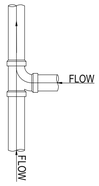

TYPICAL CONNECTION DETAILS
SCALE 1:20

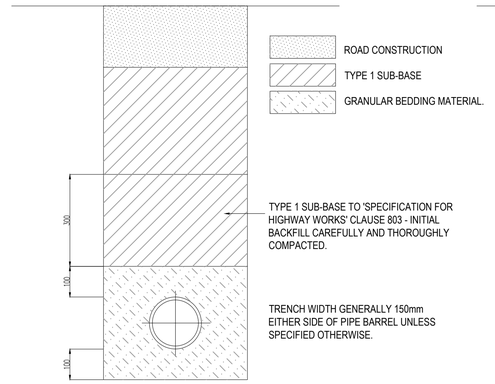

GRANULAR BEDDING MATERIAL TO B.S. 882, 10mm NOMINAL SINGLE SIZE

GRANULAR BACKFILL MATERIAL DTp TYPE 1. DTp CLAUSES 803 OR 804 RESPECTIVELY OR SUITABLE APPROVED EQUIVALENT. COMPACTED IN LAYERS OF 150mm.

CLASS S BEDDING - RIGID PIPE - ROAD AREAS

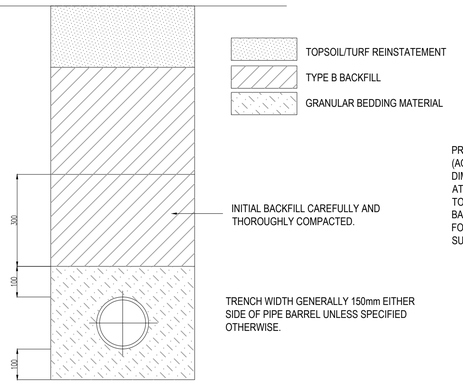

GRANULAR BEDDING MATERIAL TO B.S. 882, 10mm NOMINAL SINGLE SIZE

GRANULAR BACKFILL MATERIAL DTp TYPE 1. DTp CLAUSES 803 OR 804 RESPECTIVELY OR SUITABLE APPROVED EQUIVALENT.
COMPACTED IN LAYERS OF 150mm.

CLASS S BEDDING - RIGID PIPE - VERGE AREAS

PIPE BEDDING DETAILS
SCALE: 1:10

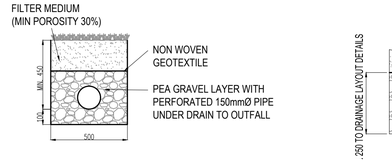

GRASSED FILTER DRAIN CONSTRUCTION DETAIL
SCALE 1:20

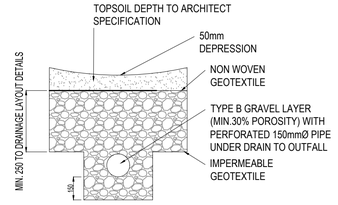

RAIN GARDEN CONSTRUCTION DETAIL
SCALE 1:20

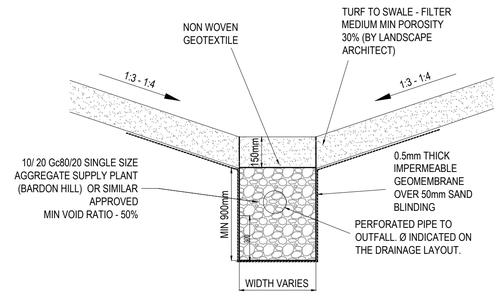

DRY SWALE CONSTRUCTION DETAIL

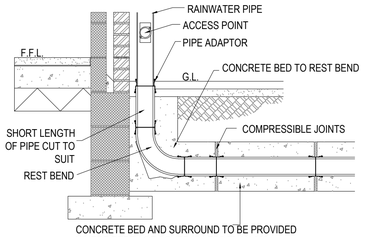

RWP CONNECTION DETAIL
SCALE 1:20

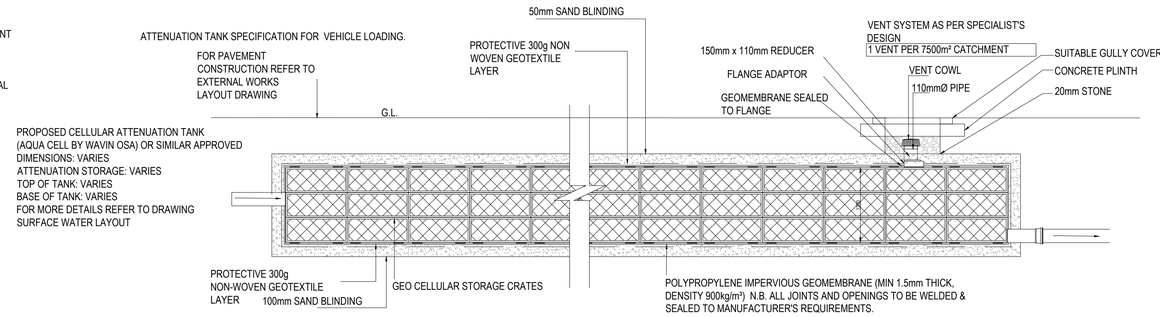

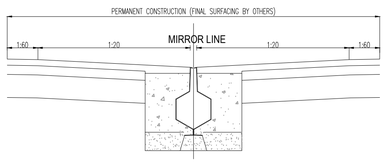

CONSTRUCTION AROUND GATIC SLOTDRAINS
SCALE 1:20

TYPICAL CELLULAR ATTENUATION STORAGE TANK
(TO BE CONSTRUCTED AND INSTALLED TO MANUFACTURER'S SPECIFICATION)
SCALE 1:50

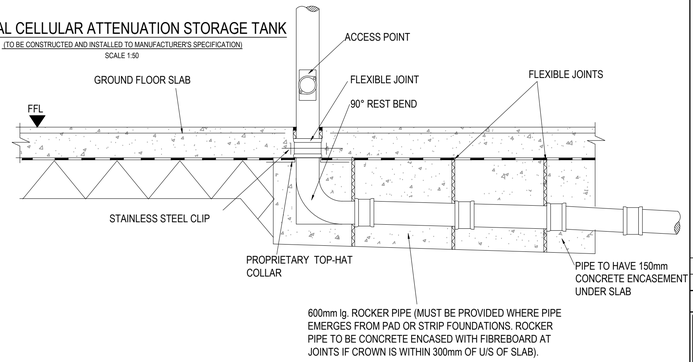

TYPICAL DETAIL SHOWING SVP THROUGH SLAB
SCALE 1:20



TYPICAL LINED POND SECTION DETAIL
NTS

GENERAL NOTES:

1. THIS DRAWING IS TO BE READ IN CONJUNCTION WITH ALL RELEVANT ARCHITECTS AND ENGINEERS DRAWINGS AND SPECIFICATIONS.
2. DO NOT SCALE THIS DRAWING. ANY AMBIGUITIES, OMISSIONS AND ERRORS ON DRAWINGS SHALL BE BROUGHT TO THE ENGINEERS ATTENTION IMMEDIATELY. ALL DIMENSIONS MUST BE CHECKED / VERIFIED ON SITE.
3. ALL DIMENSIONS ARE IN MILLIMETRES UNLESS NOTED OTHERWISE.
4. FOR GENERAL NOTES REFER TO CURTINS DRAWING: "079532-CUR-ZZ-ZZ-DR-S-9000_GENERAL INFRASTRUCTURE NOTES"

TO BE READ IN CONJUNCTION WITH:

- FS0954-CUR-ZZ-ZZ-DR-C-9200_PROPOSED FOUL WATER LAYOUT
- FS0954-CUR-ZZ-ZZ-DR-C-9201/2/3/4/5_PROPOSED SURFACE WATER LAYOUT SHEET 1/2/3/4/5
- FS0954-CUR-ZZ-ZZ-DR-C-9207_DRAINAGE CONSTRUCTION DETAILS SHEET 1 OF 2

Rev:	Description:	Date:	By:	Chkd:
P02	UPDATED TO SUIT CONTRACTOR'S COMMENTS	27.10.21	EMC	AS
P01	DRAFT CP ISSUE	15.10.21	EMC	AS

curtins
56 The Ropewalk, Nottingham, NG1 5DW
0115 941 5551
nottingham@curtins.com
www.curtins.com
Civils & Structures • Transport Planning • Environmental • Infrastructure • Geotechnical • Conservation & Heritage • Principal Designer
Birmingham • Bristol • Cambridge • Cardiff • Douglas • Dublin • Edinburgh • Glasgow • Kendal • Leeds • Liverpool • London • Manchester • Nottingham

Status: PRELIMINARY

Project: TRINITY ACADEMY, BARNSLEY

Drg Title: DRAINAGE CONSTRUCTION DETAILS SHEET 2 OF 2

Size:	Date:	Drawn By:	Designed By:	Checked By:
A1	15.10.21	EMC	AS	AS
Scale: AS SHOWN				

Project No:	Originator:	Volume:	Level:	Type:	Role:	Category / Number:	Rev:
FS0954	CUR	ZZ	ZZ	DR	C	9208	P02