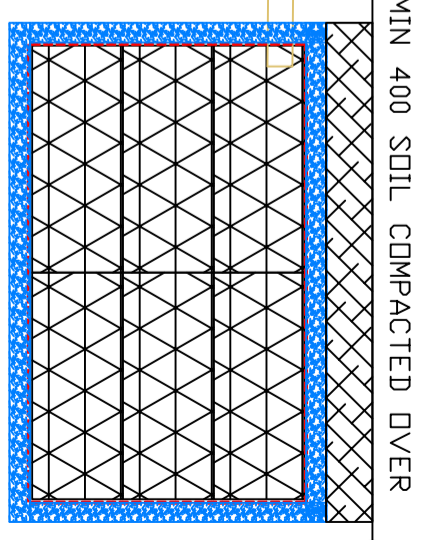


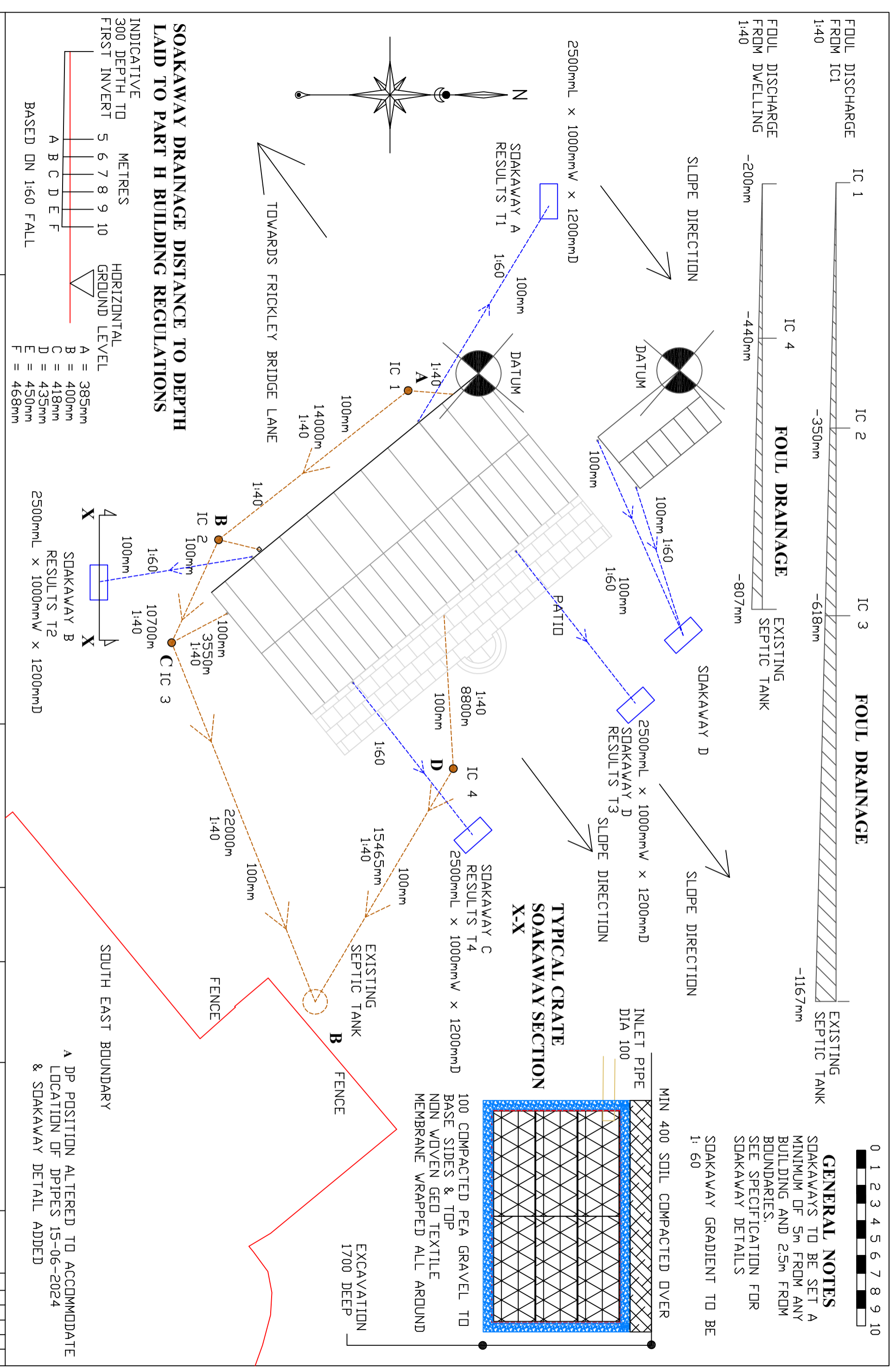


GENERAL NOTES
 SOAKAWAYS TO BE SET A MINIMUM OF 5m FROM ANY BUILDING AND 2.5m FROM BOUNDARIES.
 SEE SPECIFICATION FOR SOAKAWAY DETAILS

SOAKAWAY GRADIENT TO BE 1:60



TYPICAL GRATE SOAKAWAY SECTION X-X

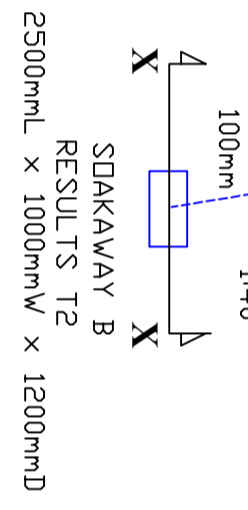


SOAKAWAY DRAINAGE DISTANCE TO DEPTH LAID TO PART H BUILDING REGULATIONS

INDICATIVE 300 DEPTH TD FIRST INVERT

METRES	HORIZONTAL GROUND LEVEL
5	A = 385mm
6	B = 400mm
7	C = 418mm
8	D = 435mm
9	E = 450mm
10	F = 468mm

BASED ON 1:60 FALL



SOUTH EAST BOUNDARY

A DP POSITION ALTERED TO ACCOMMODATE LOCATION OF DPPIPES 15-06-2024 & SOAKAWAY DETAIL ADDED

CLIENT	MR & MRS K SHELBORNE	TITLE	INDICATIVE DRAINAGE LAYOUT	Quill Architecture	LABCO	DRAWN	AD	SCALE	1:200 @ A3	REV	A	DATE	17/05/2024	DRG No	24/010
--------	----------------------	-------	----------------------------	--------------------	-------	-------	----	-------	------------	-----	---	------	------------	--------	--------