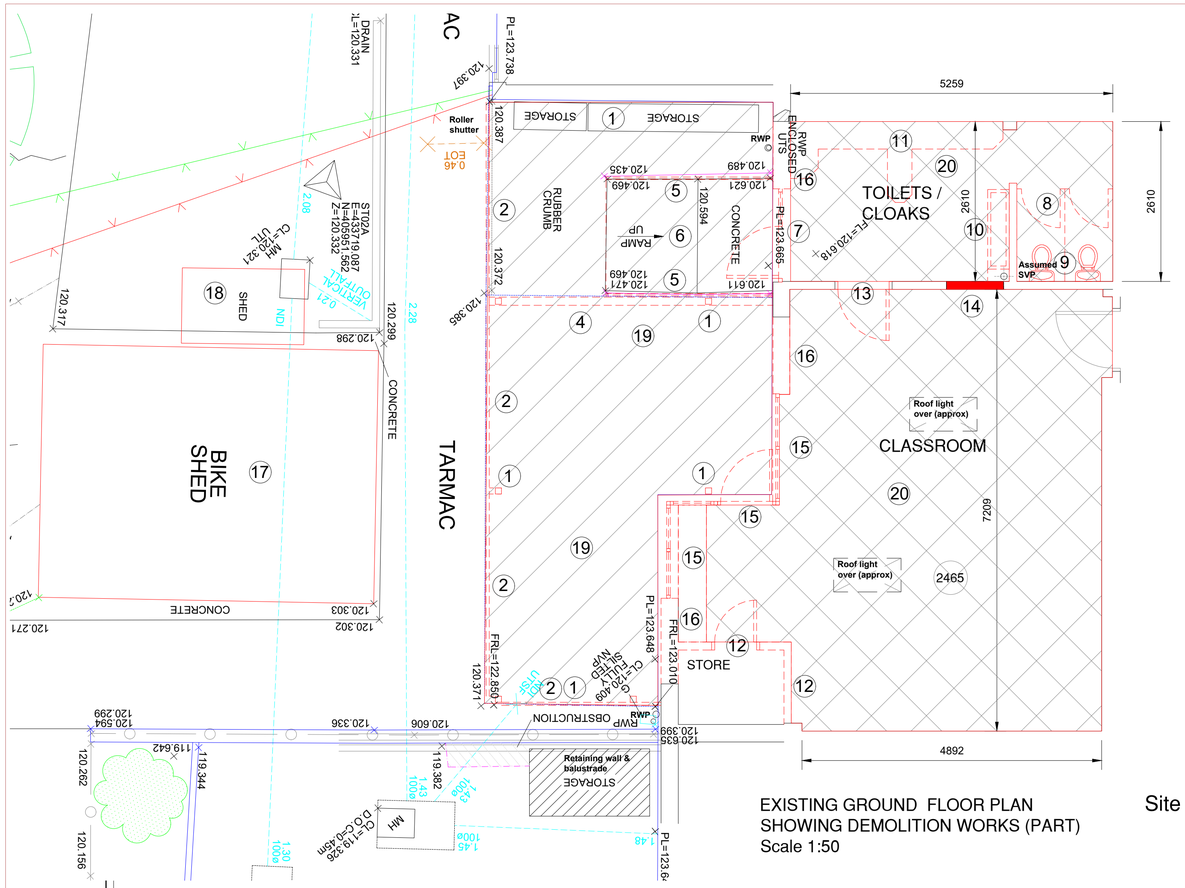

EXISTING GROUND FLOOR PLAN
SHOWING DEMOLITION WORKS (PART)
Scale 1:50

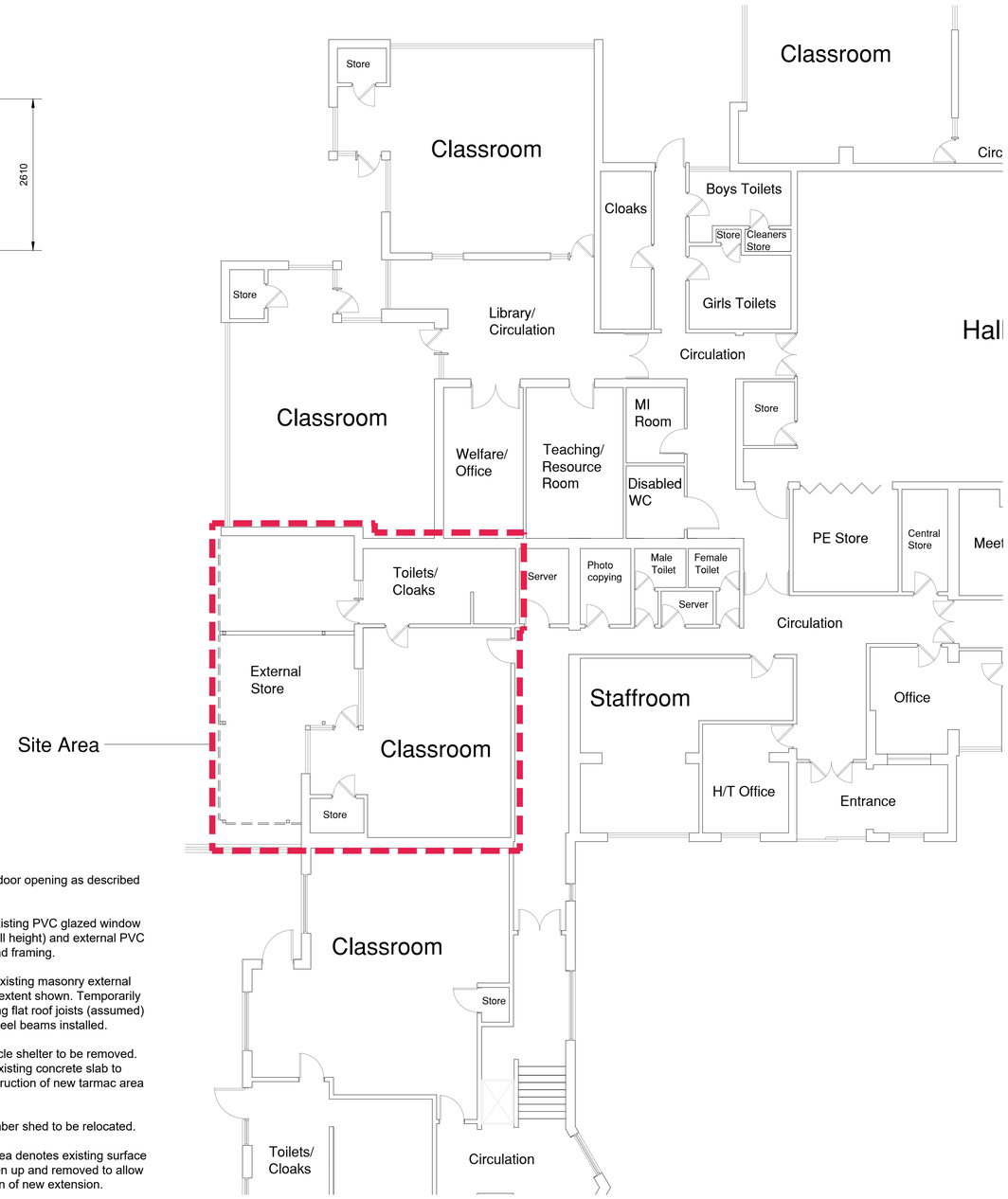

GROUND FLOOR GENERAL
ARRANGEMENT PLAN
(PART)
Scale 1:100

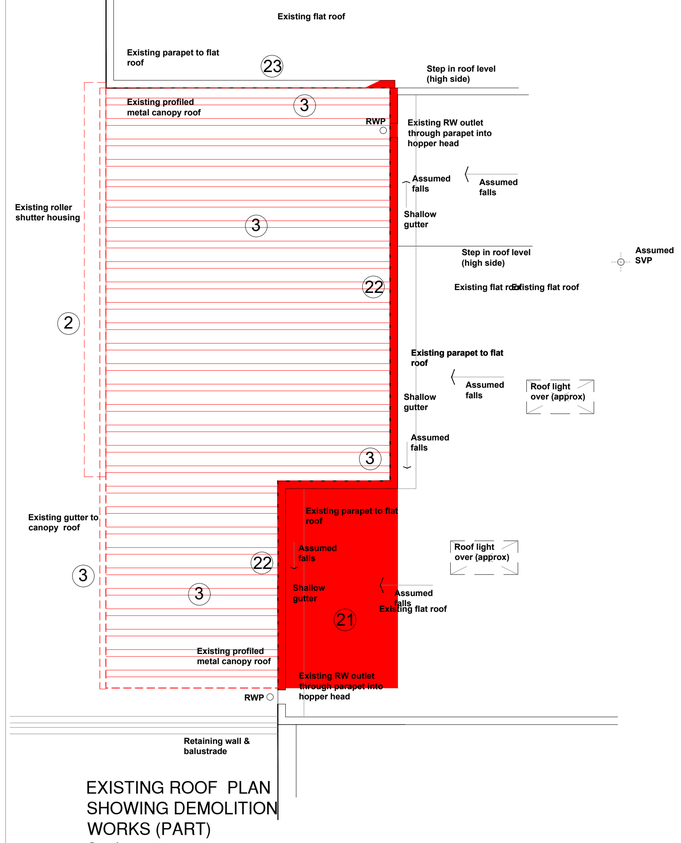

EXISTING ROOF PLAN
SHOWING DEMOLITION
WORKS (PART)
Scale 1:50

Scope of Demolition Works

1. Remove existing structural steel framework forming storage shelter including columns, beams and purlin / rafters. Break up and remove existing foundations / bases as required.
2. Remove existing roller shutters, housing & guides.
3. Remove existing profiled roof sheeting including all flashing, guttering and rainwater goods.
4. Demolish / remove existing partition wall in external storage area.
5. Remove existing ramp handrail / balustrade (both sides).
6. Demolish / break up existing concrete ramp and landing.
7. Remove existing PVC door and side screen.
8. Remove existing WC cubicles and doors. Demolish full height wall.
9. Remove WC pans and redundant waste pipework. Cap off existing below ground drainage. Refer to Mechanical Specificaion for scope of works to water services.
10. Remove handwash trough and taps and redundant waste pipework. Cap off existing below ground drainage. Refer to Mechanical Specificaion for scope of works to water services.
11. Remove existing cloak room fittings.
12. Remove existing door, frame and architraves to Store. Demolish existing full height walls and make good to disturbed building fabric.
13. Remove existing door, frame and architraves. infill existing door opening as described elsewhere on drawings.
14. Form new door opening as described elsewhere.
15. Remove existing PVC glazed window screens (full height) and external PVC door-set and framing.
16. Demolish existing masonry external walling for extent shown. Temporarily prop existing flat roof joists (assumed) until new steel beams installed.
17. Existing cycle shelter to be removed. Break up existing concrete slab to allow construction of new tarmac area and ramp.
18. Existing timber shed to be relocated.
19. Hatched area denotes existing surface to be broken up and removed to allow construction of new extension.
20. Remove existing floor finishes and make good / prepare substrate / sub-floor floor to receive new.

Roof Strip / Demolition Works

21. Remove existing flat roof covering, insulation, VCL and deck. Carefully cut back engineered timber flat roof joists to line of new steel beam; Modify joist ends to bear into new steel beam - refer to Proposed Sections. Carefully remove and cut back existing ceiling boarding under to new steel beam line.
22. Remove existing fascia and remove existing narrow parapet upstand to allow installation of new steel beams and construction of new flat roof mono-ridge.
23. Existing narrow parapet upstand to be retained to allow new flat roof to abut. New felt roofing to dress over existing upstand.

Note: There is existing asbestos present - Refer to Lancall Asbestos R&D survey Ref: BMBC - Shawlands Primary LR&D5914. Contractor to include for removal by specialist contractor. Contractor also to assume there are existing floor tiles & adhesive containing ACMs under existing floor finishes within all work areas - Include for removal as above. Contractor to investigate and inform CA of findings.

DO NOT SCALE FROM THIS DRAWING. ALL DIMENSIONS TO BE CHECKED ON SITE BY CONTRACTOR. REPORT ANY DISCREPANCIES TO DRAWING AUTHOR AND PROPERTY SERVICES TEAM. DRAWING OR CONTENTS SHOULD NOT BE DUPLICATED WITHOUT PRIOR CONSENT.

DRAWING TO BE READ IN CONJUNCTION WITH ALL OTHER PROJECT DOCUMENTS INCLUDING BUT NOT LIMITED TO DRAWINGS, SPECIFICATIONS, SCHEDULES

0mm 10 20 30 60mm
1:1

NOTES

Rev	Notes	Date	Issued By
P1	First Issue	01/04/25	MJY

BARNSLEY Metropolitan Borough Council PROPERTY SERVICES

SERVICE
Education, Early Start & Prevention, Children Services, Barnsley Council

PROJECT
Proposed Classroom Extension
Shawlands Primary School

TITLE
Existing Plans Showing Demolition Works

PROJECT REF	DRAWING REFERENCE	REV
Shawlands	BMBC-A-DR-011	P1
SCALE	DISCIPLINE	SHEET SIZE
As Noted	ARCHITECTURE	A1

PURPOSE OF ISSUE: PRELIMINARY
Drawn: MJY
Checked: XX