

YORKSHIRE WATER NOTES

1. ALL ADOPTABLE SEWER WORKS AND MATERIAL TO BE IN ACCORDANCE WITH CODE FOR ADOPTION, THE RELEVANT BRITISH / EUROPEAN AND YORKSHIRE WATERS STANDARDS / REQUIREMENTS / ADDENDUM TO THE MECHANICAL AND ELECTRICAL SPECIFICATION AND KITEMARKED.

2. MANHOLE COVERS SHALL / MUST HAVE A CLEAR OPENING OF 600mm AND SHALL BE CLASS D400 TO BS EN 124 WITH 150mm DEEP FRAMES IN HIGHWAYS.

3. FILLED GROUND MUST BE FILLED AND CONSOLIDATED UNDER THE SUPERVISION AND TO THE SATISFACTION OF YORKSHIRE WATER BEFORE ANY SEWER WORKS ARE CARRIED OUT.

4. YORKSHIRE WATER IS NOT OBLIGED TO ACCEPT FILTER DRAIN / LAND DRAINAGE RUN-OFF INTO THE PUBLIC SEWER NETWORK OR ADOPTABLE DRAINAGE SYSTEM DIRECTLY OR INDIRECTLY, AN ALTERNATIVE METHOD OF DISPOSAL OF THE LAND DRAINAGE RUN-OFF WILL THEREFORE BE REQUIRED AND YOU WILL HAVE TO LIAISE WITH THE LOCAL AUTHORITY / LAND DRAINAGE SECTION REGARDING THE DISPOSAL OF THE FILTER DRAIN / LAND DRAINAGE RUN-OFF.

5. THE ADOPTABLE SEWERS SHOULD BE A MINIMUM OF 1m AND MANHOLES 0.5m FROM KERB FACES & SERVICE MARKING.

6. SEWERS MUST HAVE 5m CLEARANCE FROM TREES AND HEDGES ON THE WIDTH OF THE CANOPY AT MATURE HEIGHT.

7. SEWERS TO BE LAID IN CLASS 'S' BEDDING 150mm GRANULAR BED AND SURROUND, WHERE DEPTH OF COVER TO TOP OF THE SEWER IS LESS THAN 1.5m IN HIGHWAYS AND VEHICLES OR LESS THAN 900mm IN NON-VEHICULAR ACCESS AREAS) THEN A CONCRETE SLAB SHOULD BE PROVIDED ABOVE GRANULAR BED AND SURROUND.

8. BEDDING AND BACKFILL MATERIAL TO CONFORM TO THE REQUIREMENT OF WATER INDUSTRY SPECIFICATION 4-68-02 (TABLE A2)

9. YORKSHIRE WATER POLICY IS THAT TYPE 'C' BRICK MANHOLES AND 1000mm DIA MANHOLE RINGS ARE NOT PREFERRED. INSTEAD, IT IS PREFERRED THAT YOU USE A TYPE 'B' MANHOLE WITH 1000mm DIA OR 1500mm DIA RINGS, WITH THE OPENING SITED OVER THE CHANNEL WHERE DEPTH OF COVER TO PIPE SOFFIT IS 1.15m.

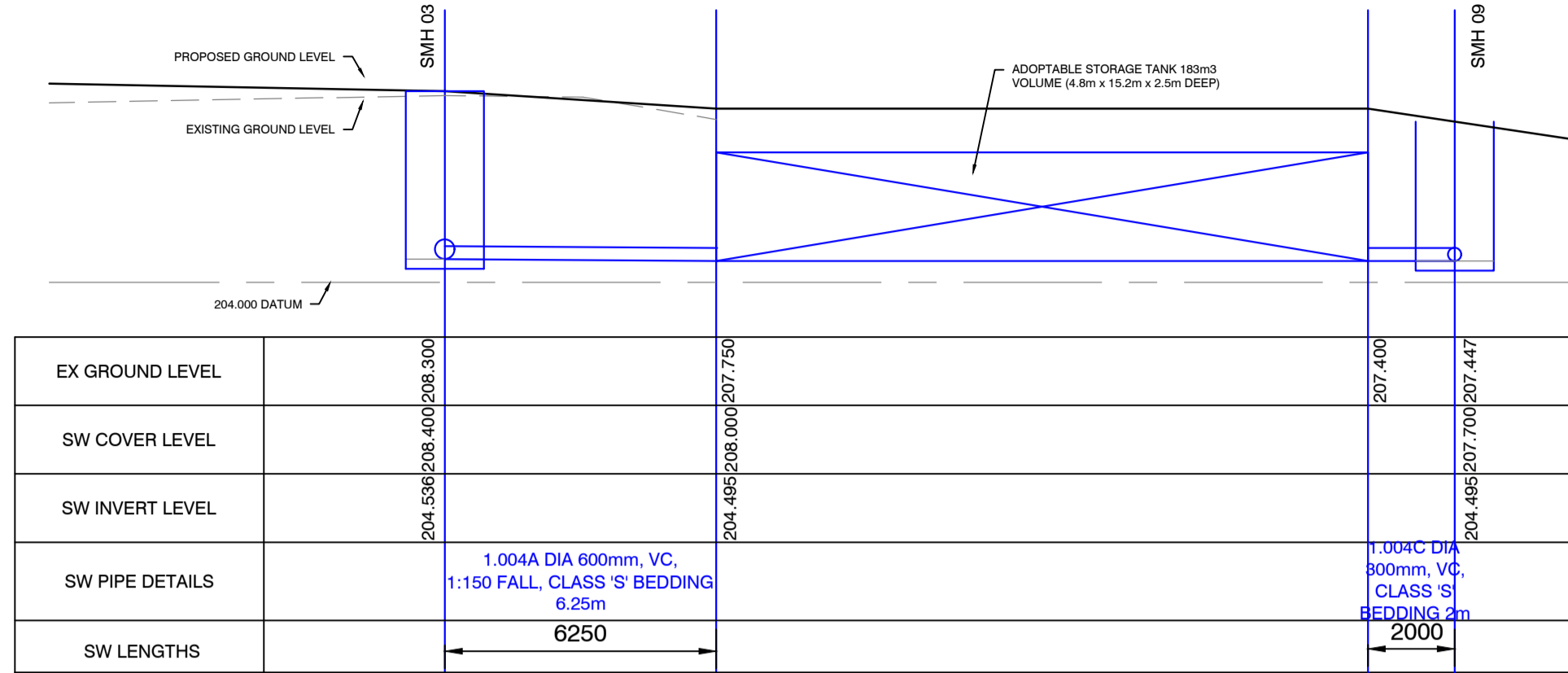
10. ADOPTABLE PLASTIC SEWER PIPES TO BE BS1 KITEMARKED (CERTIFIED TO WS4-35-01 & RELEVANT), ADOPTABLE PLASTIC SEWER PIPES TO BE LAID IN MAXIMUM 3m LENGTHS UNLESS THERE IS A SPECIFIC OPERATIONAL NEED TO LAY LONGER LENGTHS. PLASTIC CHANNEL SECTIONS IN MANHOLES ARE NOT ACCEPTABLE AND YORKSHIRE WATER WOULD REQUIRE CLAY WARE CHANNELS IN MANHOLES.

11. THE MINIMUM CRUSHING STRENGTH FOR CLAY PIPES SHOULD BE AS FOLLOWS:
100mm DIA 400N/m², 150mm DIA 400N/m², 225mm DIA 600N/m² AND 300mm DIA 720N/m². THE MINIMUM CRUSHING STRENGTH FOR CONCRETE PIPES SHOULD BE: CLASS 120 TO EN 1911: BS5911:1 2000. PLASTIC PIPES SHOULD CONFORM TO WS 4-35-01 & BS EN 12476.

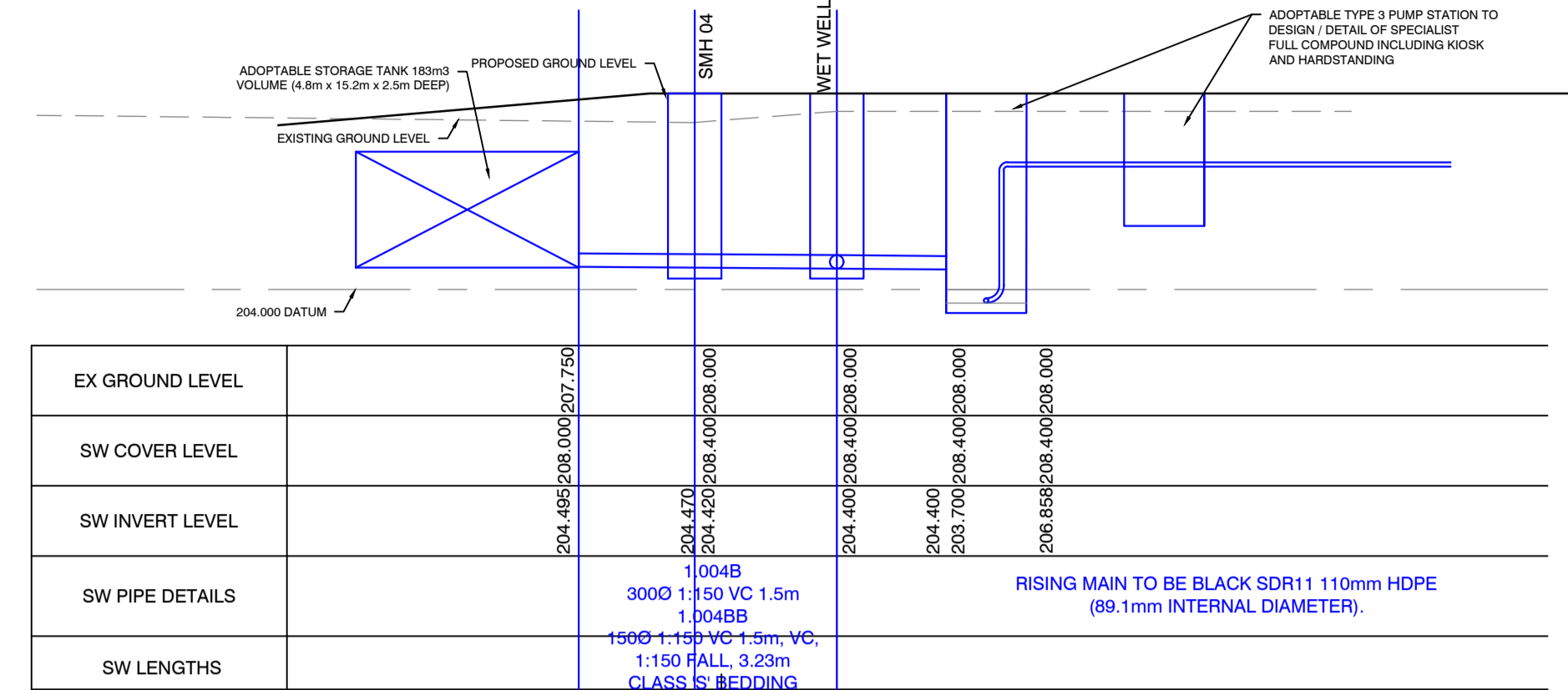
12. WHERE A B125 COVER AND FRAME HAS BEEN APPROVED, THIS MUST NOT BE COATED IN PLASTIC AND MUST HAVE LIFTING EYES SUITABLY SIZED TO ACCOMMODATE STANDARD LIFTING KEYS. SCREW DOWN COVERS ARE NOT ACCEPTABLE.

13. THERE MUST BE ENOUGH CLEARANCE AT CROSSOVERS TO ACCOMMODATE BEDDING TO BOTH PIPES, APPROX. 300mm IF CROSSOVER IS NEAR THE ROCKER THEN THE CLEARANCE NEEDED MAY NEED TO BE INCREASED.

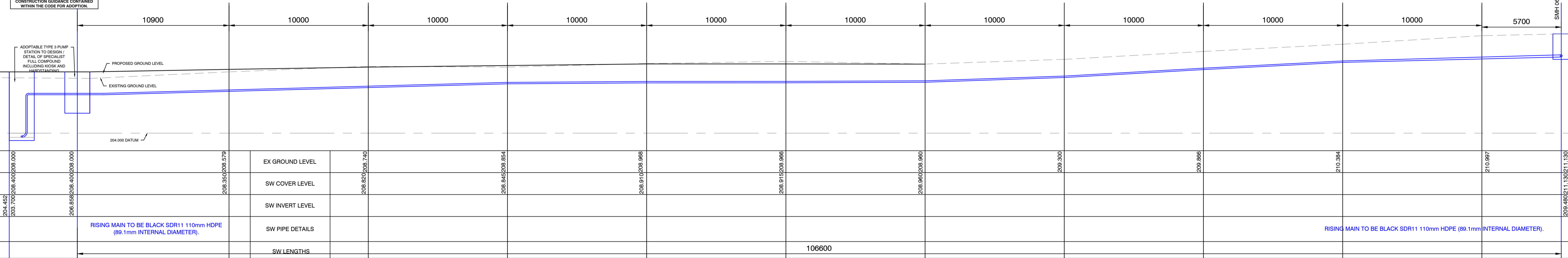
FOR ALL CLAUSE AND TABLE REFERENCES, PLEASE REFER TO DESIGN & CONSTRUCTION GUIDANCE CONTAINED WITHIN THE CODE FOR ADOPTION.



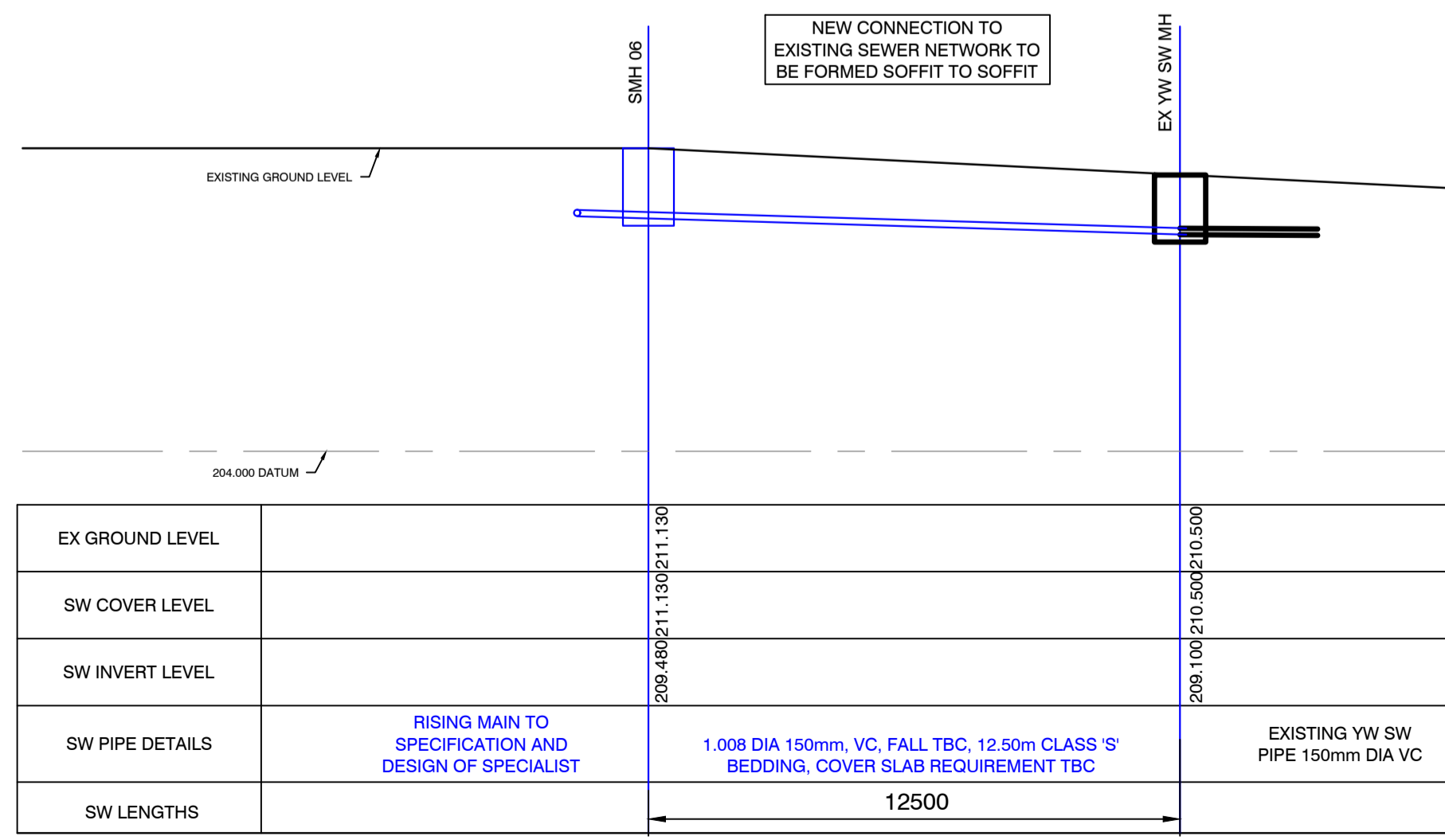
LONGITUDINAL SECTION 1:100



LONGITUDINAL SECTION 1:100



LONGITUDINAL SECTION - RISING MAIN 1:100



LONGITUDINAL SECTION 1:100

This drawing is to be read in conjunction with all other relevant documentation.
Do not Scale
All setting out by contractor. Report all discrepancies to BDI Structural Solutions.
Drawing Copyright of BDI Structural Solutions ©
Client required to comply with requirements of Party Wall Act as required by nature of work.

NOTES

TECHNICAL APPROVAL

Rev	Date	By	Appr	Comments
01	11.02.25	JDH	SG	AMENDS TO SUIT IFC COMMENTS (SMH 04 FLOW CONTROL ADDED)
02	23.01.26	JDH	SG	AMENDS TO SUIT IFC COMMENTS
03	02.03.25	JDH	SG	AMENDS TO SUIT IFC COMMENTS



Client	Sourced Co Company Name
Project	Poughbitchworth Lane Oxpring
Drawing Title	S104 Longitudinal Section (Sheet 2)
Scale	As shown at A0
Drawn	JDH
Checked	JDH
Date	18.03.2025
Drawn No.	20218532
Checked No.	C1 12
Date	18.03.2025