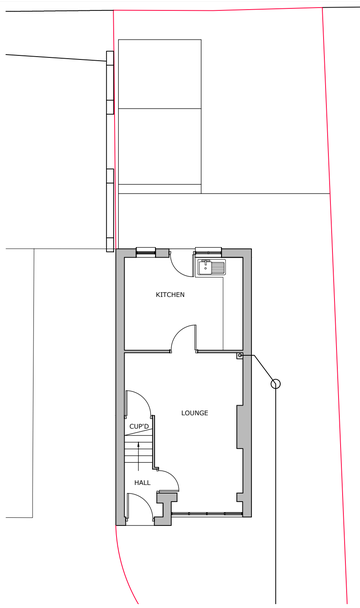

EXISTING GROUND FLOOR LAYOUT PLAN

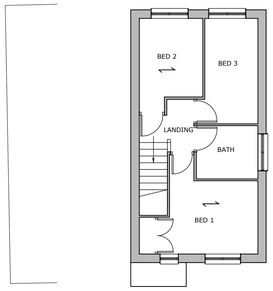

EXISTING GROUND FLOOR LAYOUT PLAN

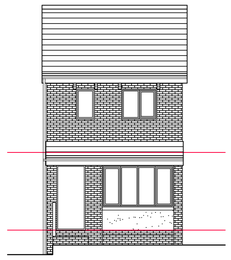

EXISTING FRONT ELEVATION

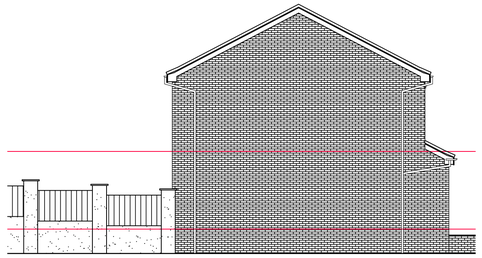

EXISTING SIDE ELEVATION

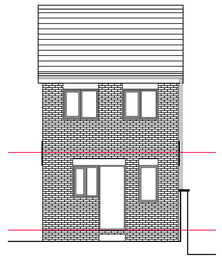

EXISTING REAR ELEVATION

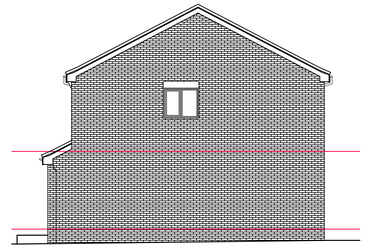

EXISTING SIDE ELEVATION

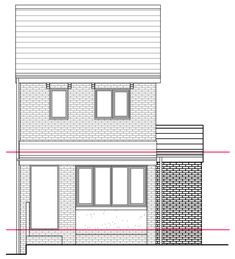

PROPOSED FRONT ELEVATION

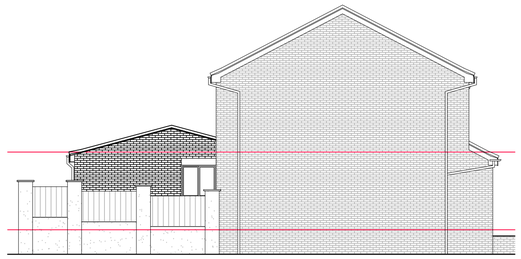

PROPOSED SIDE ELEVATION

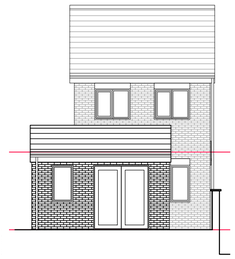

PROPOSED REAR ELEVATION

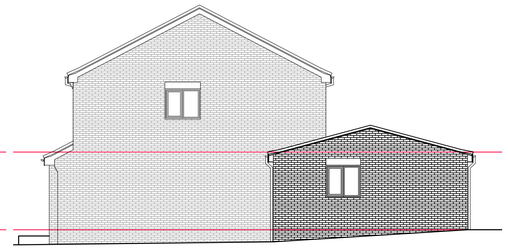

PROPOSED SIDE ELEVATION

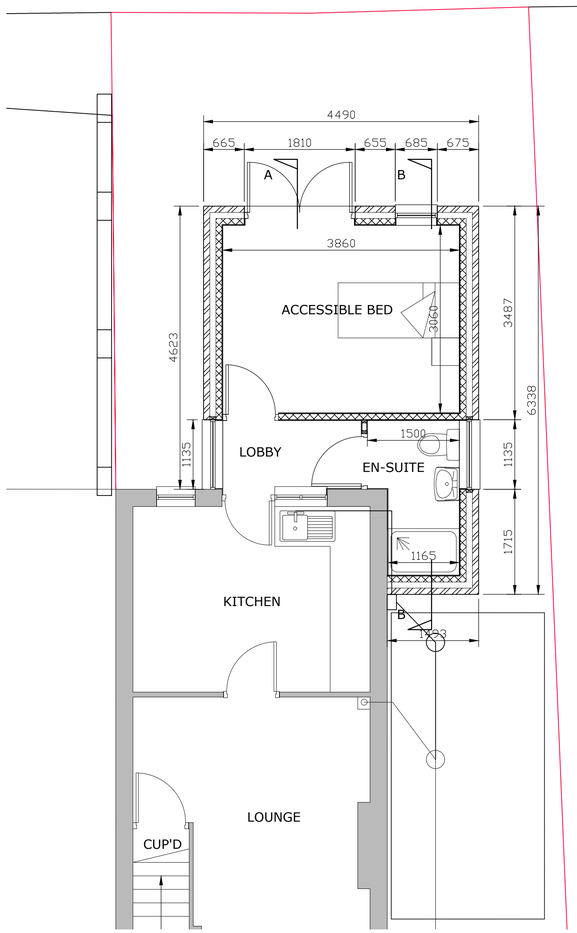

PROPOSED GROUND FLOOR LAYOUT PLAN

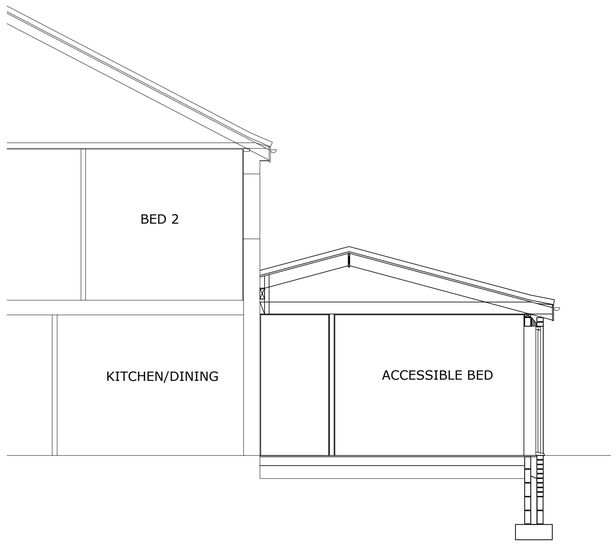

PROPOSED SECTION A-A

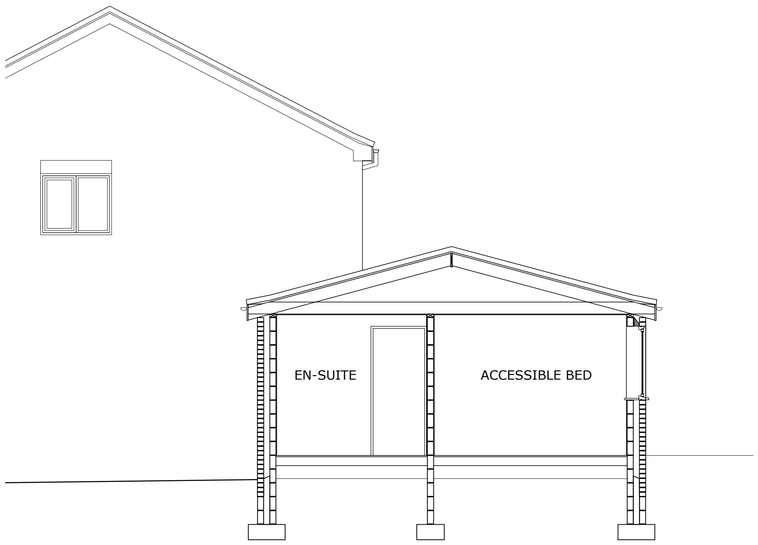

PROPOSED SECTION B-B

Construction (Design and Management) Regulations 2015 (CDM2015)

In line with CDM2015 we are obliged to inform the client of the risks that may be encountered in the construction of these works. All design work has been carried out with Health and Safety aspects given full consideration. Wherever possible risks have been eliminated from the design, however, due to the complex nature of this type of work it is not possible to remove all the risks from the design. We would also remind the client of their obligation to take all reasonable steps in ensuring that only competent contractors who have a valid safety policy are employed. They should also provide satisfactory responses at tender stage as to the manner in which they will deal with the elements of risk involved in this type of work and in particular those highlighted in the Designer's Risk Assessment which accompanies the Planning/Building Regulation drawings which are issued to you on completion of the design phase. You should ensure that a copy of the Designer's Risk Assessment is provided to each prospective building contractor when you invite them to prepare and submit their quotation for the works, along with copies of the project drawings, structural calculations and Party Wall Act documents, where applicable.

CDM2015 also requires that your appointed building contractor shall act as the 'Principal Contractor' and ensure that in all respects, the work on site complies with the requirements of CDM2015. No notification is required to the Health and Safety Executive EXCEPT in the circumstances that either:

a) Construction work is expected to last longer than 30 working days AND more than 20 workers will be on site simultaneously at any point in the project, OR
b) The project will be on site for more than 500 person days in total

In these cases it is the Client's responsibility to ensure that necessary formal Notification is sent to the Health and Safety Executive; however, the Client can appoint another competent person to do this on their behalf. We recommend that you make your Principal Contractor responsible for doing this.

Disclaimer:
All work to comply with Planning and Building Regulation approved plans.
The contractor is to agree the requirements for lighting, power, decorations and fittings with the client prior to tendering.
The contractor is to include for any protection required and for making good and removing all building debris.
All dimensions of works shown are in metric and should be checked prior to commencing of the works or of ordering materials.
IF IN DOUBT, ASK.

All materials to be used in strict accordance with manufacturers instructions. Any discrepancies should be reported immediately before commencement of the works or ordering of materials.
Should a public sewer be found within 3m of the development it will be necessary to carry out works as required by the Local Authority under the requirements of Section 25 Public Health Act 1936. Whilst every care is taken during the survey, no responsibility is to be borne by Taylor Tuxford Associates as to any expense incurred. Furthermore, the builder should include an allowance for such unforeseen operations.

Rev	Date	Amendments	By	Ap
E	09.12.21	Client amends	MT	RT
D	08.12.21	Redrawn	MT	RT
C	25.10.21	Planning submission	MT	RT
B	22.10.21	Client amends	MT	RT
A	09.09.21	Preliminary drawing issue	MT	RT

Unauthorised copying or use of this drawing is not permitted
Copyright © 2021 Taylor Tuxford Associates Limited

TAYLOR TUXFORD ASSOCIATES
CONSULTING BUILDING ENGINEERS & ARCHITECTURAL DESIGNERS

Drawing Status
PLANNING

Project/Client
18 Westbury Close,
Barnsley
S75 2RZ
Mrs Sue Ward

Drawing Title
Existing and proposed floor plans and elevations

Drawn By	Checked By	Date	Scale @ A1
M Tuxford	R Taylor	Sep '21	1:100/50

DO NOT SCALE, IF IN DOUBT ASK.
ALL DIMENSIONS ARE IN mm UNLESS OTHERWISE STATED.
THIS DRAWING TO BE READ IN CONJUNCTION WITH DRAWING NUMBERS 21/3236/001 & 002.

Drawing Number
21/3236/003/E

Taylor Tuxford Associates Limited
10 Flash Lane Bramley Rotherham S66 1TY
Tel: 01709 730 780 & 0114 245 3321
Email: info@taylortuxford.co.uk www.taylortuxford.co.uk
Registered office: 10 Flash Lane Bramley Rotherham S66 1TY Company Reg No: 6930575

Building the Future together