

**CDM RESIDUAL RISKS**

The work shown on this drawing is both familiar to the designers and routinely safely built in similar circumstances by competent contractors.

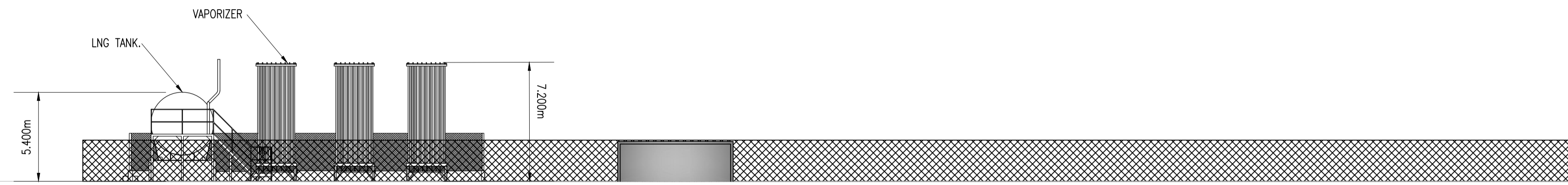
Risks are not considered significant.

Relevant data is included in the Pre-Construction Information Pack

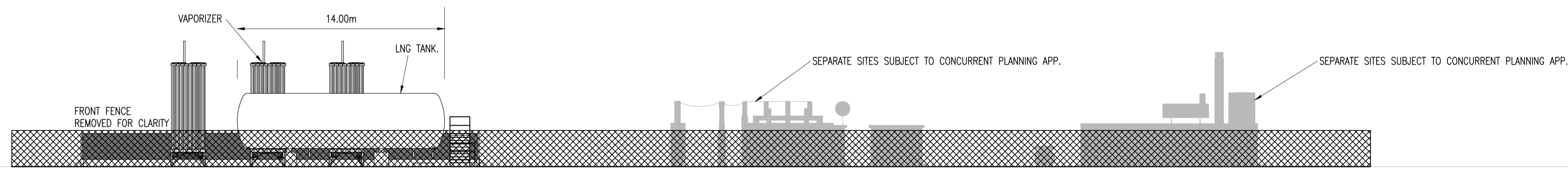
Signed: .. Date: .....

DO NOT SCALE THIS DRAWING FOR CONSTRUCTION PURPOSES.

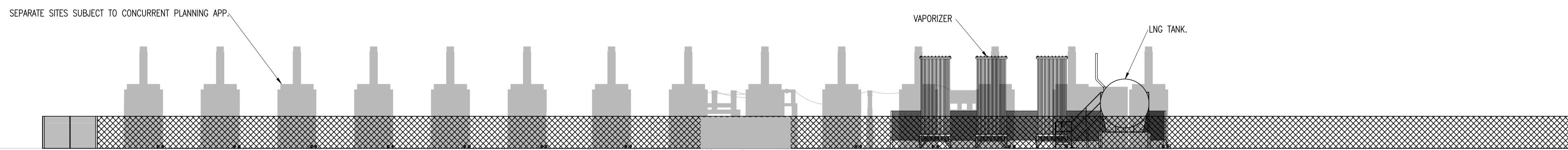
CONTRACTOR TO CHECK ALL DIMENSIONS AND REPORT ALL ERRORS AND OMISSIONS TO THE ENGINEER



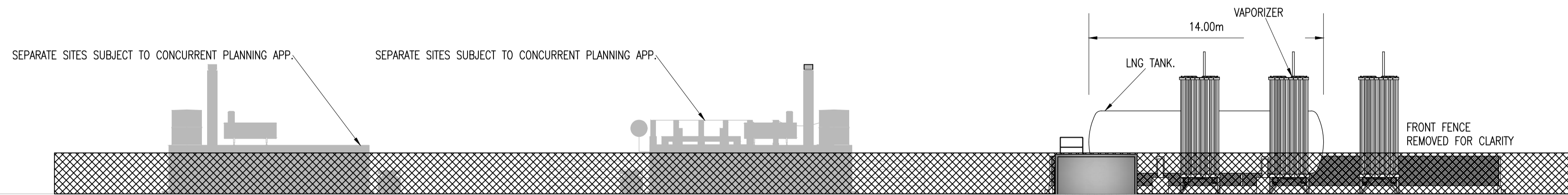
NORTH ELEVATION



EAST ELEVATION



SOUTH ELEVATION



WEST ELEVATION

Rev	Detail	By	CHK	Date
C	DIMENSIONS ADDED TO LNG TANK AND EASTERN ELEVATION AMENDED	JH		12.02.18
B	DND CONTROL ROOM AMENDED	JH		25.01.18
A	PLANNING APP. NOTE REVISED	TM	JH	12.01.18

**clarkebond**  
 MULTIDISCIPLINARY ENGINEERING CONSULTANTS  
 GF Suite, Bickleigh House,  
 Park Five Business Centre,  
 Sowton, Exeter EX2 7HU  
 tel +44 (0) 1392 369098  
 fax +44 (0) 1392 369100  
 e-mail exeter@clarkebond.com  
 web www.clarkebond.com  
 Bristol Exeter London

**reliance energy**

Project  
**LAND AT WHALEY ROAD, BARUGH**

Drawing Title  
**PROPOSED SITE TWO ELEVATIONS**

FOR INFORMATION

Project No.	Discipline	Drawing No.
WE04284.80	C	SK23
Scale	Date	Revision
1:500	JAN '18	C
Drawn	Checked	Sheet Size
TM	JH	A1

DWG INFO: N:\CLARKE BOND UK LTD - PROJECTS\DRAWINGS\CURRENT\WE04284.80 - WHALEY ROAD\WE04284.80 - SK18 TO SK24 - PROPOSED SITE TWO SUBMITTAL LAYOUT

© This drawing may not be copied without prior written permission