



Infrastructure

Construction Management Framework Plan

Project: Parkside Sports
Facilities, Hoyland



Reference	NEW-HAGS-CMP-XX-RP-ZM-002-Construction Management Framework Plan
Status	S1
Revision	P1
Date	14 th August 2020

Hoyland West – Parkside Sports Facilities Construction Environmental Management Plan

Title Construction Management Framework Plan

Client

Project Hoyland West – Parkside Sports Facilities

Status Construction

Date August 2020

Issue Number	Date	Revision Details
00	14 th August 2020	

Contents

1.0	Purpose of the Construction Environmental Framework Plan (CEMP)	1
2.0	Description of the Works	2
3.0	General Site Management	2
4.0	Construction Access & Traffic Management	4
4.1	Construction Traffic	4
4.2	Traffic Management	4
5.0	Working Hours	5
6.0	Pollution and Contamination	5
7.0	Measures for Controlling Noise and Vibration	6
7.1	Noise	6
7.2	Vibration	8
8.0	Measures for Controlling Emission of Dust	9
8.1	Risk of Dust Emissions	9
8.2	Dust impacts considered in the plan:	9
8.3	Screening Criteria for potential receptors	9
9.0	Contractor’s Facilities, Compound, Offices, Fencing, Parking and Storage	14
10.0	Waste Management	15
11.0	Storage of Fuel, Oil and other Chemicals	18
12.0	Temporary Lighting	18
13.0	Prevention of Debris on Highways	18
14.0	Protecting Biodiversity Interests	19
15.0	Temporary Surface Water Management System	19
16.0	Public Rights of Way	20

Appendix 01 Site Location Plan

Appendix 02 Noise and Air Quality

1.0 Purpose of the Construction Environmental Management Plan (CEMP)

This Construction Environmental Management Plan (CEMP) sets out the overarching systems and controls that will be adopted during the construction of the Parkside Sports Facilities to minimise any adverse environmental impacts in accordance with Construction Good Practice. The CEMP provides the framework which all construction activities will work too, with individual activities having their own specific Risk Assessment and Method Statement.

Obligations, Compliance and Enforcement

The principles set out by the CEMP and the arrangements established through the CEMP, will be incorporated within all construction contracts arising from the development of the scheme and all contractors, their subcontractors and supplier will be required to comply with the overarching principles and details contained in this CEMP.

Any non-conformance or infringement of the CEMP shall be reported to the Project Manager with 24 hours and proposals for rectifying the non-conformance shall be submitted to the Project Manager within 7 days. The management and reporting of non-conformances will be the responsibility of the Environmental Manager.

The contractor shall submit proposals to the Project Manager, before works commence, for the internal and external auditing of compliance with the CEMP. Copies of all audit reports are to be provided to the Project Manager within 7 days of the audit. Furthermore, the Project Manager will undertake audits as and when he sees fit.

Failure to rectify a non-conformance within an agreed timescale may result in relevant works being suspended until the Project Manager is satisfied that the non-conformance has been corrected, or in extreme cases termination of the contract.

The CEMP will remain valid throughout the construction phase of the scheme.

The location of the proposed scheme is provided at Appendix 01.

2.0 Description of the Works

The proposed work consists of the following:

- Construction of a vehicle access into Parkside Sport Facilities
- Bulk earthworks to provide development plateau for future football pitches
- Laying out an Archery Track
- Construction of a temporary car park
- Provision of a temporary portacabin for changing facilities

3.0 General Site Management

Roles and Responsibilities

The site wide coordination and implantation of the principles established in this CEMP, will be the responsibility of the Developer's Project Manager with the support of the development's Environmental Consultant.

As each section of work comes forward an Environmental Manager will be appointed for that section, generally this will be a contractor appointment but in some circumstances the Project Manager may undertake this role or appoint others. The Environmental Manager shall ensure that the principles of the CEMP shall be fully integrated into all site procedures, processes and activities, and ensure that appropriate environmental management systems, under BS 14000 or similar, are put in place

The key contacts are:

- Developer – Newland Developments – Ken Brown
- Project Manager – HA Goddard & Sons – Peter Goddard
- Ecological Consultant – fpcr
- Landscape Consultant – fpcr
- Engineering Consultant – RPS – Antony Evans
- Principal Contractor – Winvic Construction – Mark Skelton
- Principal Designer – tbc
- Site Manager – Winvic Construction
- Environmental Manager – Winvic Construction – Ian Goodhead

Hoyland West – Parkside Sports Facilities Construction Environmental Management Plan

- Health and Safety Manager – Winvic Construction – Ian Goodhead

The key firms and individuals may change as the scheme develops.

Communications

The effective implementation of the CEMP is intrinsically linked to good communications between all the project stakeholders and the public.

To promote effective communications during the contract the following will be implemented at the commencement of each section:

- The Project Manager will brief the contractor's senior management team on the philosophy and content of the CEMP, which will generally include the Director responsible for the scheme.
- The Ecological Consultant shall brief the contractor's senior management team on all ecological aspects of the scheme.
- The contractor's Director shall be responsible for developing a site-specific induction for all those working or visiting his site. The scope of the induction will be agreed in advance with the Project Manager.

The contractor will provide a programme to achieve continuous improvement of environmental matters during the contract. The Developer wishes to see positive training on environmental matters on an on-going basis.

The contractor shall develop an appropriate strategy for communicating with the public both before commencement and during the contract in accordance with the Stakeholder Communication Protocol.

4.0 Construction Access & Traffic Management

4.1 Construction Traffic

Access to Parkside Sports Facilities will be strictly controlled. All vehicles to Parkside Sports Facilities will be instructed to leave the M1 at Junction 36 and enter and leave the site from the proposed new access off of Sheffield Road. Directional signage will be erected from the M1.

Barred Routes

Access to the site will not be permitted from the south up Sheffield Road.

Monitoring

All workers and suppliers will be advised on a regular basis that they should not use any of the roads not designated to travel to and from the site. The movement of HGV's will additionally be visually monitored on an occasional basis by the site gang person.

Enforcement

LGV enforcement will be undertaken on a 'three strikes and you're out' principle. On the first breach, transgressors will be warned in writing that they have used a "Barred Route" without authorisation. On the second breach a mandatory meeting with the Travel Plan Co-ordinator will be arranged to enforce the issue. On the third breach the driver's permission to enter the site will be withdrawn for three months. After this, should the driver concerned transgress further on any subsequent occasion then permission to enter the site will be permanently withdrawn.

HGV movements will be covered by the same enforcement principles.

Access to and departure from Parkside Sports Facilities for construction delivery vehicles shall not be permitted before 08.00 hours and after 18.00 hours.

4.2 Traffic Management

All works on the Public Highway shall be carried out in accordance with Chapter 8 and the traffic management arrangements agreed with the Local Highway Authority and the Police.

Traffic management will be required for the construction of the proposed access off Sheffield Road.

Hoyland West – Parkside Sports Facilities Construction Environmental Management Plan

The development shall be carried out in such a manner to ensure that emergency vehicles visiting the development, adjacent properties or passing through or adjacent to the development are always unhindered and provided with free flow passage as far as is practicable.

5.0 Working Hours

Construction work within the development site will be confined to the following:

08:00 -18:00 hours Monday to Friday

08:00 -14:00 hours Saturday

No works will be undertaken on Sundays or public holidays, save in exceptional circumstances only and with prior notification to the LPA.

Any changes to the above working hours will also be agreed with the local Environmental Health Officer.

6.0 Pollution and Contamination

Pollution and contamination can be pre-existing or caused by construction activities.

The contractor must make himself fully aware of all the ground investigation reports and geotechnical design reports relating to the site.

The contractor shall plan and execute there work to ensure that hazardous or polluting substances do not cause harm to surface water systems, landscaping and associated ecology.

Additional settlement and control ponds will be provided as necessary during the work to prevent pollution entering the existing water courses.

The scheme requires earthworks which will inevitably increase the risk of pollution to the surface water system. The contractor shall adopt water pollution prevention procedures in line with good practice. In preparing the procedures the contractor shall consider the following as a minimum:

- Published guidance from the Environment Agency
- Control of water pollution from construction site and other documents published by CIRIA
- The site-specific requirements of the EA
- Arrangements for monitoring water bodies to ensure and demonstrate water quality

Hoyland West – Parkside Sports Facilities Construction Environmental Management Plan

- Fuelling of plant and equipment
- Maintenance of plant and equipment
- Storage of hazardous materials
- Control of concrete truck washout arrangements
- Flood warnings
- The landscape and ecological environment

The contractor will be required to include water pollution prevention in all inductions and shall arrange update toolbox talks at appropriate intervals during the contract.

All incidents involving water pollution shall be immediately reported to the Project Manager.

7.0 Measures for Controlling Noise and Vibration

7.1 Noise

7.1.1 Responsibilities

The Developer will appoint a Noise Consultant to:

- Oversee compliance with this Construction Environmental Management Plan.
- To provide advice to the contractor.
- To assist in the interpretation of monitoring data.
- To advise on amendments to Method Statements and working plans based on observed data.
- To coordinate Noise issues between different contractors engaged on the development.
- To liaise with adjacent projects that may have an impact of Noise on sensitive receptors.

The appointed contractor shall:

- Appoint a Noise Manager (site based).
- Comply with this Construction Environmental Management Plan.
- Erect solid 2m high timber hoarding along the northern and eastern boarding of Parkside Sports Facilities for the duration of the earthwork's operation.
- Install monitoring equipment in accordance with the Dust Sensitive Zones and Monitoring positions (Dust and Noise). As the sensitive receptors are the houses around Parkside

Hoyland West – Parkside Sports Facilities Construction Environmental Management Plan

Sports Facilities, a monitoring station will be established on the northern boundary of Parkside Sports Facilities. An example of the equipment specification is in Appendix 02.

- Review monitoring data to ensure the mitigation measures are being effective,
- Implement additional measures if monitoring suggests it to be necessary,
- Maintain a log of all noise data,
- Maintain a log of Noise Complaints including details as to how the complaint was closed out and signed off by the Developers Noise Consultant.
- Provide a Noise Report at each monthly progress meeting.

7.1.2 Monitoring

Noise monitoring will be provided as noted above, on the northern boundary of Parkside Sports Facilities.

The monitoring equipment shall be ***i-dB*** Type 2 noise monitor or similar with continuous monitoring via ***AirQWeb*** software.

Acceptable levels shall be in accordance with BS 5228:2009 + A1:2014.

The monitoring equipment shall send notification if acceptable levels have been exceeded.

7.1.3 General Mitigation Measures

The Contractor will implement measures to minimise the disturbance caused by construction traffic and activities.

When planning all activities contractors should predict noise levels and review the likely impacts and what can be done to mitigate any adverse impacts.

If construction activities are likely to cause a potential nuisance at sensitive receptors consideration should be given to noise measurements before and during construction.

The guidance given in BS 5228: 2009 “Code of Practice for Noise and Vibration Control on Construction and Open Sites” relating to “Methods of Work” will be followed and will be incorporated within the method statement which will form the basis for the implementation of construction works. As required by BS 5228, a survey of background noise will be undertaken prior to the works commencing, and acceptable noise levels established in accordance with Table E.1 of BS 5228: 2009. Any material breach of acceptable noise levels notified to the Environmental Manager will be addressed immediately to ensure no recurrence.

Hoyland West – Parkside Sports Facilities Construction Environmental Management Plan

In planning their work, the contractor shall consider the following as a minimum:

- Selection of plant and equipment
- Timing of an operation in the programme
- Timing the activity during the day
- Duration of tasks
- Maintenance of plant and equipment
- Use of sound reducing equipment
- Closing equipment during period of non-use
- Location access routes and haul roads

Noise shall be considered in all method statements and risk assessment.

7.1.4 Additional Mitigation Measures

Should monitoring indicate that the measures in Section 7.1.3 are not achieving the required levels then additional measures shall be considered and implemented, these shall include:

- Working Hours
- Task Durations,
- Additional Screening,
- Relocation (if possible)
- Alternative methods and plant.

7.2 Vibration

The Contractor will implement measures to minimise the disturbance caused by construction traffic and activities.

When planning all activities, the contractor will consider vibration and review the likely impacts and what can be done to mitigate any adverse impacts.

If appropriate, a Vibration Impact Assessment should be carried out in accordance with BS5228.

In planning their work contractors should consider the following as a minimum:

- Selection of plant and equipment

- Methods of working
- Duration of activities
- Working hours

8.0 Measures for Controlling Emission of Dust

8.1 Risk of Dust Emissions

The risk of dust emissions causing loss of amenity and/or health or ecology is related to:

- The activities being undertaken (earthworks, number of vehicles and plant etc.)
- The duration of these activities,
- The meteorological conditions (wind speed, direction and rainfall),
- The proximity of receptors
- The adequacy of mitigation measures, and
- The sensitivity of the receptors to dust.

8.2 Dust impacts considered in the plan:

- Annoyance due to dust soiling,
- The risk of health effects due to an increase in exposure to PM10, and
- Harm to ecological receptors.

8.3 Screening Criteria for potential receptors.

Human receptors, being locations where people spend time and where property may be impacted by dust, within:

- 350m of the boundary of the site, or

Ecological receptors, being habitats that might be sensitive to dust, within

- 50m of the boundary of the site, or
- 50m of the route(s) used by construction vehicles on the public highway, up to 500m from the site entrance.

Areas that are considered within the Dust Sensitive Zones are the houses around the northern and eastern perimeter of Parkside Sports Facilities. The western boundary with Hoyland West is not considered sensitive.

Hoyland West – Parkside Sports Facilities Construction Environmental Management Plan

Responsibilities

The Developer will appoint an Air Quality Consultant to:

- Oversee compliance with the Dust Management Plan.
- To provide advice to the contractor,
- To assist in the interpretation of monitoring data, and
- To advise on amendments to the Dust Monitoring Plan based on observed data.
- To coordinate Air Quality issues between different contractors engaged on the development,
- To liaise with adjacent projects that may have an impact on Air Quality and sensitive receptors

The appointed contractor shall:

- Appoint an Air Quality Manager (site based),
- Comply with the Dust Management Plan,
- Install monitoring equipment in accordance with the Dust Management Plan,
- Review monitoring data to ensure the mitigation measures are being effective,
- Maintain a log of all air quality data,
- Maintain a log of Air Quality Complaints including details as to how the complaint was closed out and signed off by the Developer's Air Quality Consultant.
- Provide an Air Quality Report at each monthly progress meeting.
- Obtain the agreement of the Air Quality Manager to Method Statements and Risk Assessments for all works within Dust Sensitive Areas

Monitoring Measures.

8.3.1 Wind Speed and Direction

A static wind speed monitor shall be provided at the Site Compound.

A handheld wind speed monitor shall always be available on-site.

A record of wind speed and direction shall be recorded twice a day. The contractor, in conjunction with the Air Quality Consultant, shall correlate wind speed, wind direction, PM10 readings and activities. The results of the correlation, which shall be continually refined, shall be used to identify days when the Site Dust Management Status is likely to be Amber or Red, see section 8.3.4.

8.3.2 PM10 at designated locations

Air Quality monitoring equipment shall be installed at the northern boundary of Parkside Sports Facilities.

The equipment shall be similar to a Topas or Osiris manufactured by Turnkey Instruments Ltd. An example of the equipment specification is in Appendix 02.

The instrumentation shall be capable of sending alerts when readings PM₁₀ exceed 250µg/m³ when averaged over a 15-minute period.

A handheld detector, similar to a Dustmate manufactured by Turnkey Instruments Ltd, shall always be available on site .

A copy of the software necessary to analyse the output from the monitoring equipment shall be available on-site. The format of output reports shall be agreed with the Air Quality Consultant and reported at each Progress Meeting.

8.3.3 Visual Inspections

At the agreed Air Quality Monitoring location, a flat smooth surface shall be provided (500mm x 500mm) to allow the Air Quality Manager to visually inspect the level of dust deposition. Albeit a subjective assessment this will provide evidence of dust risk. The results of each inspection shall be recorded.

The Air Quality Manager shall also observe activities twice a day to assess dust risk and the results of each assessment shall be recorded.

8.3.4 Site Dust Management Status

A simple traffic light system shall be adopted for all works within Dust Sensitive Areas:

Green – General Mitigation Measure to apply

Amber – Additional Mitigation Measure shall apply

Red – No high-risk activities shall take place in a Dust Sensitive Area.

The Air Quality Manager shall assess the Site Dust Management Status twice a day and advise the site team management of the status. The site team shall then ensure that the appropriate measure is adopted.

8.3.5 Site Action Level

The Air Quality Manager shall increase the Dust Management Status to Amber of receipt of a warning that the PM₁₀ reading have exceeded 250µg/m³ when averaged over a 15-minute period.

Hoyland West – Parkside Sports Facilities Construction Environmental Management Plan

General Mitigation Measures

- Haul roads should not be used in Dust Sensitive Areas whenever possible,
- Haul roads in Dust Sensitive Areas shall be constructed with a surface that will reduce the risk of dust generation and thereafter maintained in an appropriate manner.
- A site speed limited of 20km/hr shall always apply
- Materials should not be stockpiled in Dust Sensitive Areas whenever possible.
- Processing areas should not be established in Dust Sensitive Areas,
- No burning on site shall be permitted,
- Soil stockpiles to be in place between April to October shall be profiled and seeded as soon as possible after completion,
- The final surface of permanent landscaped areas shall be seeded as soon after completion as conditions allow.
- Plant and equipment shall be selected to minimise the generation of dust,
- Methods of contractions shall be adopted to minimise dust generation whenever possible.

Additional Mitigation Measures

- All haul roads shall be damped down,
- The site speed limited shall be reduced to 10km/hr,
- Whenever possible works in Dust Sensitive Areas that could give rise to dust should be stopped or minimised.
- Dust suppression measure shall be used on all crushing/screening plant and equipment.

Contractors will plan their activities to reduce the level of risk and mitigate any residual impacts.

Generally, the most effective method of dust control is damping using a fine spray. The contractor will fully investigate sources of water and where possible use recycled water. Potable water should not be used.

In planning his activities, contractors should consider the following as a minimum:

- Damping down arrangements
- Sources of water for damping down
- Location of haul roads and their surfaces

Hoyland West – Parkside Sports Facilities Construction Environmental Management Plan

- Stabilisation of temporary haul roads.
- Sweeping arrangements of hard surfaces
- Site speed limits
- Selection of plant and equipment
- Maintenance of plant and equipment
- Covering of payloads while in transit
- Location and surface treatment of stockpiles
- Burning will not be permitted on site
- Prevailing wind direction
- Programme and seasonal timing

9.0 Contractor's Facilities, Compound, Offices, Fencing, Parking and Storage

It is proposed to utilise the Site Compound facilities that have been established for the Infrastructure work to construct Hoyland West. This is situated immediately off Birdwell Roundabout. The access to the site compound will be controlled by a gate person. An additional workforce welfare provision will be set up on the Parkside Sports Facilities site. This will consist of one temporary portacabin containing toilets and a safe place for welfare breaks.



Hoyland West – Parkside Sports Facilities Construction Environmental Management Plan

The site compound will be 75m x 75m, and will include the site offices, car parking and material storage. The perimeter of the site compound will be secured with 1.8m high chain link fencing. Where elevation of the site compound that is parallel to Birdwell Roundabout will have 2.0m solid timber hoarding.

Within the site compound designated walkways will be established to segregate the pedestrians from vehicles.

The site office will be double stacked temporary accommodation, with the first floor containing all the welfare facilities (canteen, toilets and drying rooms) and the open plan office on the second floor.

The car parking area will be in the northern half of the site compound with a bituminous surfacing and capacity to park 75 vehicles.

The southern half of the site compound will be used to storage materials. The maximum height of material storage will be two pallets or 2m, whichever is lower. Bulk loose materials (aggregates, ready mixed concrete) will be delivered directly to the point of use.

Materials that are affected by weather conditions will be stored in steel containers stores.

The management of material storage is a key element to minimising waste and to maximise the efficiency of site operations. The gate person will direct the deliveries to the correct location. Deliveries which are stored in the site compound will be off loaded using either a fork-lift or a lorry mounted crane. The bulk loose material will be discharged directly from the delivery vehicle.

When the work is complete the site compound will be removed, and ground will be engineered to become part of the development platform.

10.0 Waste Management

It is inevitable that some waste will be produced during the construction works. Throughout the construction process, all activities will seek to minimise the generation of waste, utilising the waste hierarchy where practicable, to manage waste. The waste hierarchy seeks to reduce waste through elimination, reduction, re-use, recycling through to disposal as the final option. Handling and disposal of waste must be carried out under the 'Duty of Care' Regulations and current legislation.

Waste management procedures shall be developed and will include the following topics:

- Identification of the types of waste that may be generated;

Hoyland West – Parkside Sports Facilities Construction Environmental Management Plan

- Implementation of re-use and recycling strategies;
- Implementation of waste minimisation strategies;
- Set up of waste disposal facilities;
- Control and management of the disposal of different types of waste;
- Roles and responsibilities;
- Monitoring, reporting and auditing of waste produced on site.

Earthworks/Spoil

The proposed development will seek to minimise the import and export of material, wherever possible. The re-use of materials around the site, as suitable engineering material or infill material, will be carried out whenever possible.

Reduction

A number of potential options are available to complement construction waste reduction including maximising off-site fabrication, efficient design specification of standardised components/materials, implementing a just-in-time delivery system to minimise the volume of goods/materials stored on site and therefore exposed to inclement weather conditions and other site damage sources. Procedures will include:

Re-Use

Certain materials may have a relatively high level of re-use (e.g. timber, aggregates, brick and blockwork) within the construction stage operations. Such wastes may arise from spoiled materials, and natural waste from construction processes. Procedures will include:

- Separate skips/receptacles will be provided to receive different types of specific waste which can be re-used on site.
- Licensed waste carriers will be required to identify possibilities of local community re-use of waste materials.

Recycling

Certain materials may have a feasible recycling value (e.g. timber, aggregates, plastics, glass,

Hoyland West – Parkside Sports Facilities Construction Environmental Management Plan

metals). These may arise from similar construction processes as those identified above for re-use.

Procedures will include: -

- Separate marked skips/receptacles will be provided for the depositing of types of waste suitable for efficient recycling; and
- Discussion with licensed waste carriers in respect to the feasibility/efficiency of specific materials recycling.

Disposal

It is inevitable that certain materials will have to be removed from site for disposal as they have no re-use/recovery value. Procedures to be considered in preparing a Site Waste Management Plan will include:

- All wastes which require removal from site for final disposal will be subject to an effective management control regime ensuring statutory compliance. The key components of this regime are illustrated below:
 - Appointing competent and suitably registered waste carrier(s);
 - Establishing an effective site waste stream strategy (recycling, re-use, disposal);
 - Providing an effective waste skip strategy to suit the waste stream strategy and which differentiates between hazardous, non-hazardous and inert wastes;
 - Should asbestos be encountered all potentially asbestos containing materials will be disposed of by a suitably licensed contractor in accordance with relevant guidance and legislation;
 - Providing adequate information/training to site operatives in respect of the waste stream strategy; and
 - Implementing an effective audit procedure, to audit the waste disposal regime from source to licensed disposal facility(s). This will include reviewing all relevant Waste Management Licences and Waste Transfer Licences of all waste contractors on the project. In addition, a record will be kept of all Waste Transfer Notes to ensure that all waste movements from the site are properly documented. Non-Conformance Reports would be issued to ensure any deficiencies are corrected.

Hoyland West – Parkside Sports Facilities Construction Environmental Management Plan

11.0 Storage of Fuel, Oil and other Chemicals

Indicative locations of Contractor Facilities are shown in Section 9.0.

All fuel, oil and chemicals shall be stored in accordance with the Manufacturer's recommendations and any tanks shall be in accordance with PPG7 (above ground oil storage tanks) and PPG22 dealing with spills.

Mobile bowsers will be used to refuel construct plant. All bowsers have a double skin construction and bund capacity to stored 110% of there total volume. Drip trays will be used beneath all refuelling hoses and no refuelling will take place within 100m of a watercourse or drain.

12.0 Temporary Lighting

Generally, no works are planned to be undertaken in periods of darkness and therefore it is unlikely that task lighting will be required. However, unplanned events can occur for which task lighting may be required for short periods; in this event a method statement shall set out the maximum height of lighting lanterns and the average lux levels.

Temporary lighting will be provided in the site contractor compound for security and safety reasons. All security lighting will be focused to the middle of the site compound and will not face any neighbouring properties or directly into the public highway.

Task lighting shall ensure that there is no upward light.

Lighting will be switched off when not required for safety or security.

13.0 Prevention of Debris on Highways

The measures and provisions set out in Section 9 and 10 of this Plan will go a long way to prevent the deposition of debris on the highway.

The contractor will provide a Wheel Cleaning facility at the exit to the site compound. At all times delivery vehicles will either to driving on tarmac or Type 1 sub-base, therefore this will minimise the risk of tyres becoming dirty. It is anticipated that there will be a low number of delivery vehicle movements, onto and off site during the Infrastructure work.

The Wheel Cleaning equipment will consist of a high-pressure hose mounted onto a portable water bowser. In the unlikely event that this is not sufficient and dirt escapes onto Birdwell Roundabout, it will be cleaned immediately using a road sweeper.

14.0 Protecting Biodiversity Interests

Landscape

The Landscape Designer will identify existing landscaping or newly planted landscaping that needs to be protected. Protection shall be provided in accordance with BS 5837: 2012 Trees in relation to design, demolition and construction – Recommendations.

Ecology

As no protected species have been found on site, the Contractor hasn't designed mitigation measures. However, if the contractor does find any protected species whilst completing the work, the work will be stopped immediately, and mitigation measures will be designed.

15.0 Temporary Surface Water Management System

The arrangements for the temporary management of surface water shall be set out in a detailed method statement.

The contractor shall prepare and submit to the Project Manager's approval his surface water management plan before any works in a phase commences and the contractor shall thereafter carry out his works in accordance with the approved plan.

Measures shall be adopted in accordance with PPG5, particular Section 2.2b (balancing lagoons) and 2.2c (filtration) and CIRIA Report C532 "Control of water pollution from construction sites".

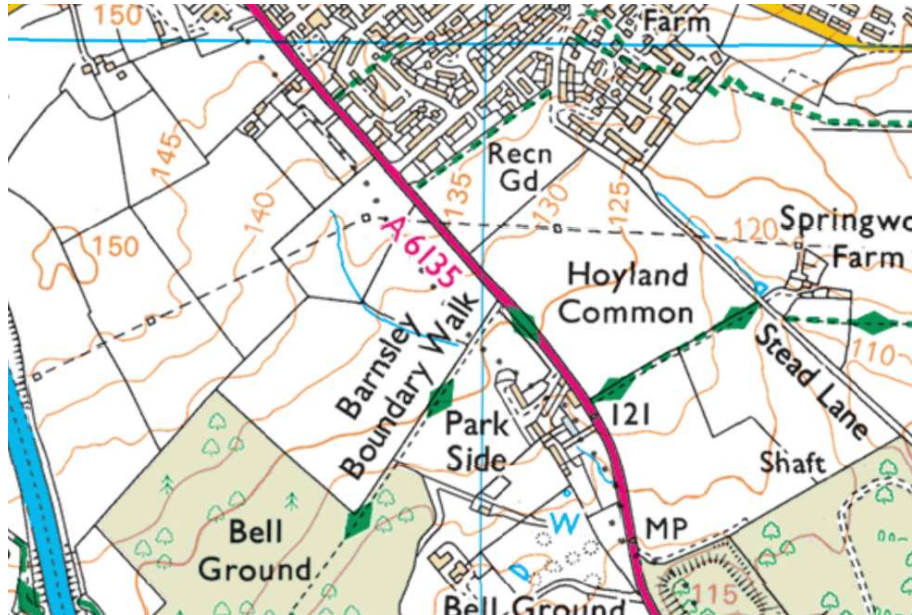
Monitoring points shall be established downstream of any temporary balancing lagoons to monitor water quality so that the effectiveness of the measures can be assessed and improved if necessary. Details of monitoring techniques shall be set out in the detailed method statement.

Testing parameters shall be agreed with the Environment Agency/Local Lead flood Authority ahead of collection of baseline test data.

Hoyland West – Parkside Sports Facilities Construction Environmental Management Plan

16.0 Public Rights of Way

The existing Public Rights of Way (PRoW) are shown below:



The existing PRoW that's runs parallel along the Northern boundary of Parkside Sports Facilities will remain open during the work. It will be separated from the site by the 2m high timber hoarding that is being erect around the northern and eastern boundaries of the site.

Hoyland West – Parkside Sports Facilities Construction Environmental Management Plan

Appendix 01 – Masterplan



2.4m high Paladin (weldmesh) Fencing Dark Green RAL.6005, to boundary

Notes;

To enable the archery club to have a continuous use it is proposed to undertake the works as indicated in two phases.

Phase 1 will comprise;

- Undertake site clearance to form new entrance off Sheffield Road;
- Provide a temporary surfaced access way and car park area;
- Undertake earthworks and re-modelling to create plateaus for new archery zone area and sports pitches.
- Subject to the timing of the land exchange the archery area is proposed to be part turfed (to the archery runs) and part grass seeded to the remainder.
- The provision of new archery zone will be located on the lower plateau.
- Provide container storage.

Phase 2 will comprise;

- Finalise clearance and earthworks re-modelling to create required level plateau for sports pitches
- playing areas to be left with a topsoil surface ready to receive seeding/turf as part of BMBC phase of works;
- Form new permanent entrance off Sheffield Road together with underground electricity and surface and foul water supplies to serve the future community building;
- Provide new tarmac car park complete with drainage, kerbing and external lighting. Note no white-lining will be provided.



existing public right of way maintained

Phase 2. finalise levels and topsoil surface pitches

Phase 1. earthworks plateauing

Phase 2. form permanent access, electricity, foul and surface drainage supplies, capped off as necessary for future connection

Phase 1. existing drains to remain

Plot redline area 4.38ha

Phase 1. temporary surfaced access and parking area

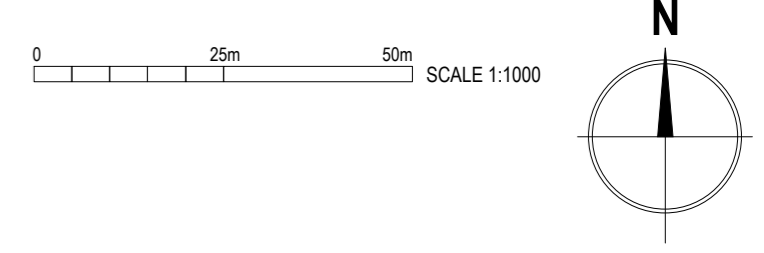
Phase 1. provide container storage and temporary portakabin type changing/toilets

Phase 2. tarmac surfaced car park and access roadway with drainage, kerbs and external lighting.

Phase 1. turf/seeding of archery zone (pink dotted line area 0.988ha)

indicative overhead electricity cable zone

Revision:		
P1	first issue	12aug2020 PL
P2	boundary fence type noted	18aug2020 PL



Hoyland Common
Barnsley M1, J36



pHp Architects www.peter-haddon.com	
Land for Sports Facilities Proposed Phase 1 and Phase 2 works	
Drawing Status:	Preliminary
CAD Reference:	4400-001
Drawn:	PL
Date:	feb2020
Scale @A1:	1/1000
Project No:	4400
Drawing No:	SP002
Rev:	P2

This drawing, the works and concepts depicted are copyright of the consultant and may not be reproduced or made use of, either directly or indirectly without express written consent. All heights, levels, sizes and dimensions to be checked on-site before any work is put to hand.

Appendix 02 – Noise and Air Quality



APM



Osiris Monitor
Sira MC 090157/01
Topas Monitor
Sira MC 090158/01

Airborne Particulate Monitors

- Real time air quality monitoring
- Simultaneous TSP, PM10, PM2.5 & PM1
- Multi-monitor networks
- Spot monitoring, portable or permanent installations
- Meteorological instruments

Turnkey Instruments design and manufacture a range of easy to use instruments which continuously measure and record the concentration of airborne particles. In their environmental mode, these instruments can simultaneously monitor the concentrations of TSP, PM10, PM2.5 and PM1 particles. Alternatively, in their workplace mode, the inhalable, thoracic and respirable fractions can be monitored.

An internal reference filter can be used to confirm the gravimetric calibration of the instruments.

All instruments feature internal data logging for the particle concentrations. Osiris and Topas also allow wind speed and direction, temperature, humidity, rainfall and two external gas or noise meter inputs to be recorded at the same time.

All instruments use our own proprietary nephelometer. A pump continuously draws an air sample through the nephelometer, which analyses the individual particles as they pass through a laser beam. These same particles are then collected on the reference filter. The nephelometer's dedicated microprocessor can analyse individual particles even if there are millions of them per litre. This allows size fractions to be determined at concentrations up to several mg/m³. Above this there is an indicator range which can be used without sizing up to 60 mg/m³.





Osiris (Particulate Monitoring)

The Osiris is a small and compact instrument that can be used to study short to long term particulate monitoring. Powered by various power options to suit your application. The Osiris can be used effectively to determine exceedance areas.

DustMate

DustMate is a hand-held detector ideal for short term sampling. Highly effective for monitoring air quality within buildings and clean rooms. It measures TSP, PM10, PM2.5 and PM1 simultaneously in real time. Data can then be transferred to a PC via PC-Link.



Topas (Particulate Monitoring)

The Topas fixed station monitor is intended for long term installation. Several sites can be networked together to form a city wide monitoring system, which can be controlled by various communication means including GSM, 3G router or radio modem.

Osiris (site sentry, full site monitoring system)

When Osiris is used with i-dB, Turnkey's latest noise monitor, a full site monitoring station can be used to meet all regulations. The system is designed to provide remote online monitoring of dust and noise emissions to meet regulatory requirements. This innovative web based remote system simultaneously measures multi-parameter dust, noise, wind speed and direction, temperature & humidity and rainfall from a single UK based manufacturer. All data is stored on a web based secure system with private login.



Topas (site sentry, full site monitoring system)

When Topas is used with i-dB, Turnkey's latest noise monitor, a full site monitoring station can be used to meet all regulations. The system is designed to provide remote online monitoring of dust and noise emissions to meet regulatory requirements. This innovative web based remote system simultaneously measures multi-parameter dust, noise, wind speed and direction, temperature & humidity and rainfall from a single UK based manufacturer. All data is stored on a web based secure system with private login.



AirQ Software, AirQWeb & AirQApp

Environmental Monitoring Software

AirQ the user friendly and quick reporting PC software, designed in-house will manage and display results from our range of environment sensors.

AirQ can be used to control sensors and record measurements in real time

- “Live” graphs and tables appearing on the PC screen.
- Software automatically starts and stops sensors.
- Change parameters and configurations.
- Upload stored results.
- Powerful database engine.

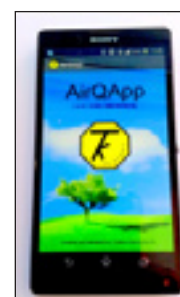
With **AirQ** a live “on-screen” pollution rose can be created which plots measurements against wind direction on a polar chart.

Networked Environmental Monitoring

Creating a network of sensors is easy. Any number of sensors can be connected to an **AirQ** network created with fixed wiring (up to 10km), licence free radio telemetry (up to 20km), telephone and GSM cellular modems.

A network can include alarm facilities such as beacons or sirens for early warning and response to high readings. It can also active water sprinkler systems for damping down exceedance levels of dust.

AirQWeb & AirQApp

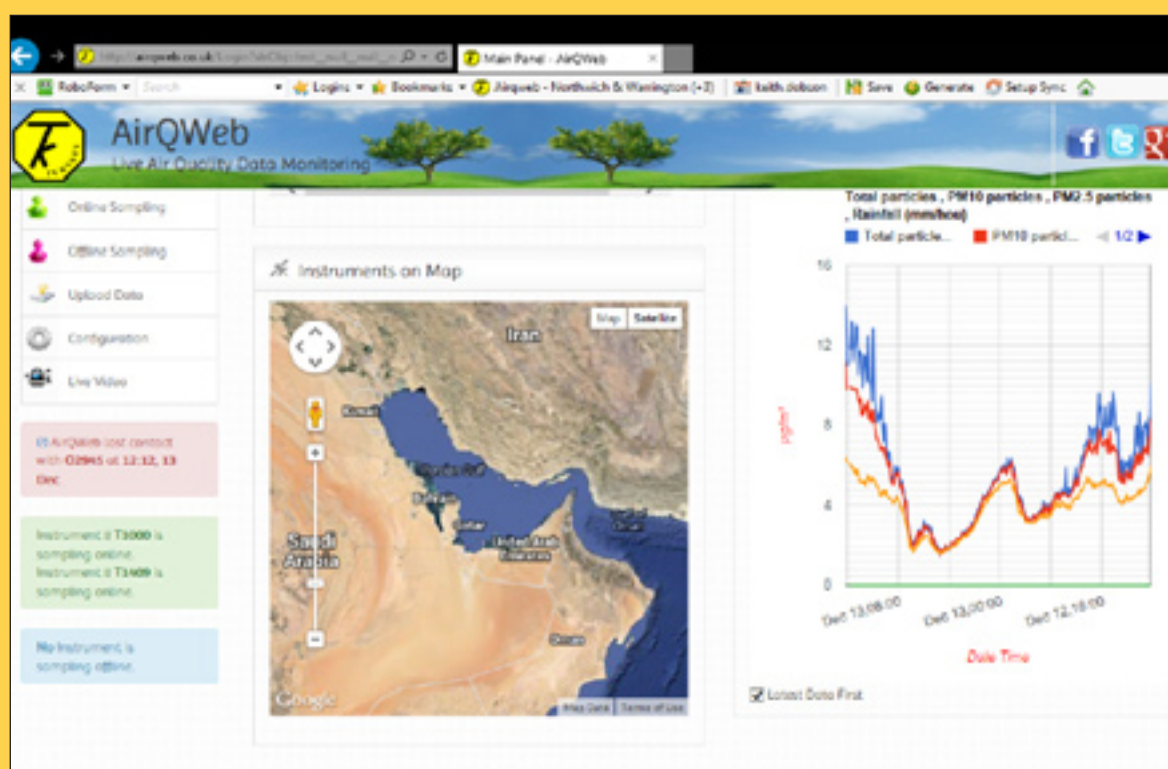


Units fitted with a web router can be accessed via the internet (M2M simcard with 2GB data, fixed or dynamic public IP address, required).

Also via smartphone app, instant alerts can be sent to your phone before a likely exceedance breach occurs.

Alerts can be set for wind direction and wind speed, as well as dust levels.

A remote pan/tilt rotate IP camera can be added when connected via the web.





Feature	Description	TOPAS	OSIRIS	DUSTMATE
Standard inlet	TSP (1mm stainless mesh)	✓	✓	✓
Heated inlet	Heating to 60°C	✓	✓	•
Detector	Turnkey laser nephelometer	✓	✓	✓
Environmental mode	TSP, PM10, PM2.5, PM1.0	✓	✓	✓
Workplace mode	Inhalable, thoracic, respirable	✓	✓	✓
Measurement range	0 to 6000 micrograms per cubic metre	✓	✓	✓
Detection limit	0.01 micrograms per cubic metre	✓	✓	✓
Indicator range	0 to 60mg/m ³ without particle sizing	✓	✓	✓
Particle size range	0.5 to 20 micron diameter	✓	✓	✓
Particle counting mode	Three size channels in particle per cc	✓	✓	✓
Flow rate	600cc per minute	✓	✓	✓
Reference filter	25mm diameter GFA circle	✓	✓	✓
Operating temperature	-5°C to +50°C	✓	✓	✓
Security	Password protection	✓	✓	✓
Alarm	Siren, text to cellular phone, visual beacon and email	✓	✓	✗
Display	Two line alphanumeric with backlight	✓	✓	✓
Data storage	Internal with separate battery backup	128k byte	128k byte	32k byte
Averaging period	1 second to 4 hours	✓	✓	✓
Battery	Sealed lead acid, rechargeable	n/a	Internal 6v 2.8 AH	Belt pack 6v 1.2 AH
Sampling current drain	Including heated inlet and backlight	1.2A	1.2A	200mA (without heated inlet)
External power pack	80 to 260v AC input, weatherproof	•	•	✗
Meteorological inputs	Wind speed and direction, rainfall, temperature and humidity	✓	✓	✗
Other logging inputs	Two 0 to 5 volt analogue inputs	✓	✓	✗
RS232 I/O	9600 baud via PC-link	✓	✓	✓
Telemetry I/O	1200 baud opto isolated	✓	✓	✗
Analogue output	0 to 4 volt analogue of TSP or PM10 channel, 12 bit resolution	•	•	✗
Wall or lamppost box	Lockable steel	✓	✓	✗
Case protection	To IP66 (excluding inlet and exhaust)	✓	✓	Carry case
Dimensions	External dimensions in mm	400 x 300	260 x 160 x 150	160 x 100 x 100
Weight	Instrument and enclosure approximate weight in kg	12kg	11.8kg	1.2kg
Power options	Solar, wind, mains and battery	✓	✓	Mains and battery only

✓ Fitted as standard ✗ Not available • Available as option



World Wide Web Interface

- View latest PM readings and associated live site video feed on any web browser, even on your Android or iPhone. Automatically links with Google map of instrument location and satellite images
- Pan (& zoom) video image to remotely inspect site in more detail
- Use AirQ to control instrument and continuously monitor dust readings over the internet
- Use AirQ to upload stored results from instruments anywhere in the world using your internet connection
- Program automated emails or text messages in the event of alarm conditions
- Multi-drop RS485 to connect multiple instruments at one site to a single internet node at distances of up to 1km
- Worldwide connection with 3G/4G mobile broadband or fixed DSL landline
- Mains or battery powered
- Can be retro-fitted to all existing Osiris/Topas installations



Turnkey Instruments are pleased to announce the availability of an internet device server for their range of environmental instruments. This new proprietary device allows you to connect to any Osiris or Topas dust monitor by means of a standard internet or ethernet connection.

Turnkey® is a trademark registered with the EU, USA and WTO.

