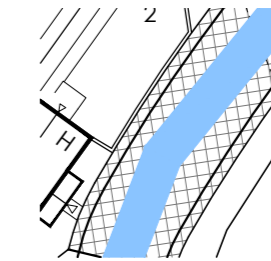
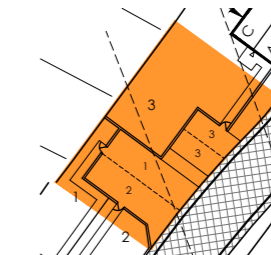
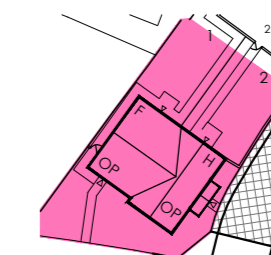
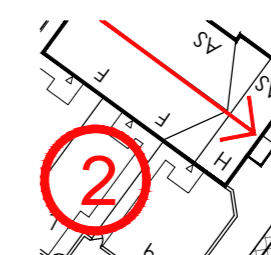
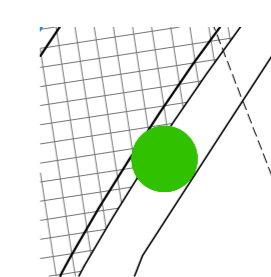



NEWSOME AVENUE, WOMBWELL

Key:

-  Construction traffic access and egress route from Newsome Avenue
-  Site Compound, Storage and car park
-  Show Area with parking
-  Build Route
-  Wheel wash facilities consisting of a water butt and stiff brush

General

- Water but, pipe and brush to minimise dust in dry weather.
- All machinery use to be in good working order and clearly display DB reading.



Revision :

Scale : 1:500 @A2

Date : Aug'16

Drawn by : KL

Project :
Proposed Development
off Newsome Avenue
Wombwell

Title :
Traffic Management

Drg No : 122-126 Rev : -