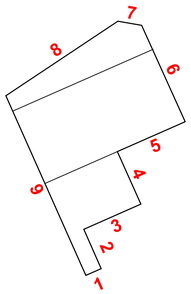

ELEVATIONS KEY PLAN

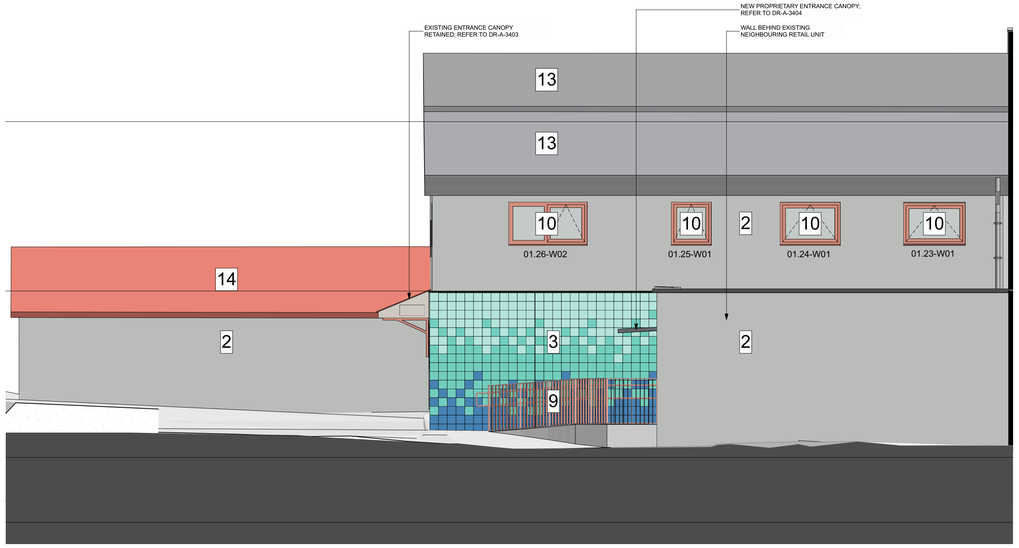

NE ELEVATION 04
1:50

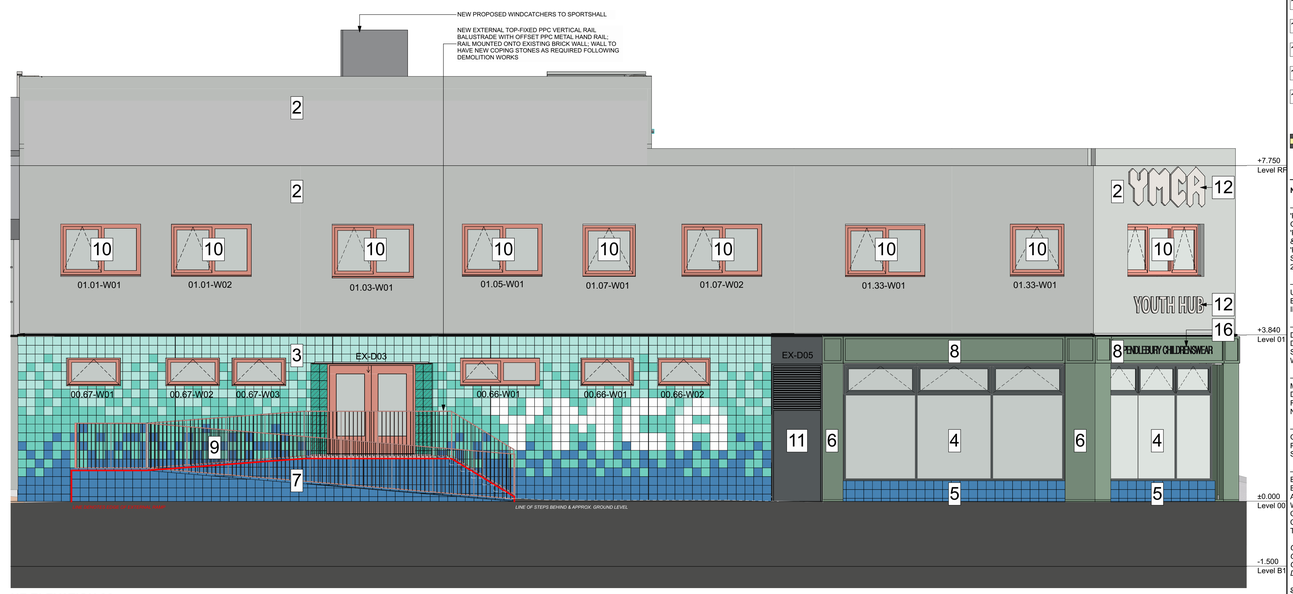

NE ELEVATION 06
1:50

This document is © Bond Bryan Architects Ltd.
If in doubt ASK. Drawing measurements shall not be obtained by scaling. Verify all dimensions prior to construction.
Immediately report any discrepancies on this document to the Originator. This document shall be read in conjunction with associated models, specifications and related consultants' documents.

Key plan

North

N

PROPOSED ELEVATIONS KEY

1. ~~EXTERNAL WALL INSULATION SYSTEM WITH SILICATE RENDER FINISH; PAINTED WITH STENCILLED PATTERN DESIGN~~ **OMITTED NBS M21/ 210D**
2. EXTERNAL WALL INSULATION SYSTEM WITH SILICATE RENDER FINISH; PLAIN COLOUR, NO PATTERN **NBS M21/ 210D**
3. EXTERNAL WALL INSULATION SYSTEM WITH TILED FINISH **NBS M21/ 210E & M40/ 110C-K**
4. RETAIL UNIT WINDOW SYSTEM **NBS L20/**
5. NEW STALL RISER WITH TILED FINISH **NBS M40/ 110H**
6. TIMBER BOXING TO PROVIDE SIGNAGE AREA & RETAIL UNIT DIVIDERS: TO INCLUDE PATTRESSING WHERE REQUIRED; REFER TO DETAILS DRAWINGS; PAINTED FINISH **NBS M60/ 150B**
7. NEW TILED FINISH TO RETAINED ACCESS RAMP & STAIR **NBS M40/ 110H**
8. DESIGNATED SHOP SIGNAGE AREA **NBS G20/ 230, K13/ 110A & M60/ 150B**
9. NEW PPC METAL BALUSTRADE & HANDRAILS TO ENTRANCE RAMPS **NBS M60/ 150C**
10. NEW DOUBLE-GLAZED, ALUMINIUM FRAMED EXTERNAL WINDOWS **NBS L10/ 330A**
11. NEW EXTERNAL DOORS TO FIRE ESCAPES & BIN STORES **NBS L20/ 480**
12. NEW EXTERNAL BUILDING SIGNAGE **NBS N91**
13. NEW PROFILED METAL ROOF COVERING **NBS H31/ 120**
14. NEW CLAY TILED ROOF COVERING **NBS H60/ 105**
15. NEW PROPRIETARY PPC ALUMINIUM CANOPY **NBS B91/ 330B**
16. NEW EXTERNAL SIGNAGE TO RETAIL UNITS **NBS N91**

NEW METAL CHANNEL AT FIRST FLOOR & GROUND FLOOR JUNCTION WITH INTEGRATED LED LIGHTING STRIP; REFER TO DR-A-4400 DETAIL SECTION DRAWINGS & MEP INFORMATION FOR FURTHER DETAILS

NOTES: PROPOSED ELEVATIONS

— ELEVATIONS MODELLED FROM BUILDING SURVEYS 'P23-00417-MET-EXT-XX-ELE-M2-B-2-ELEVATIONS' BY MET GEO ENVIRONMENTAL, RECEIVED 2023-09-13 & 'P23-00417-MET-INT-G-FP-M2-B-1-GROUND FLOOR PLAN' & 'P23-00417-MET-INT-01-FP-M2-B-1-FIRST FLOOR PLAN' & 'P23-00417-MET-EXT-XX-TOP-M2-G-1-2D TOPOGRAPHICAL SURVEY', BY MET GEO ENVIRONMENTAL, RECEIVED 2023-08-23

— GROUND LEVELS ALONG SOUTH-WEST FAÇADE UNCLEAR: THESE AREAS ARE AT/OUTSIDE THE SITE BOUNDARY & MOSTLY UNACCESSIBLE, THEREFORE NOT INCLUDED IN SURVEY INFORMATION

— REFER TO DR-A-3400 DETAILED ELEVATIONS DRAWING SERIES, DR-A-4400 DETAILED SECTION DRAWING SERIES, SH-A-7750 WINDOW SCHEDULES SERIES FOR DETAILS OF PROPOSED EXTERNAL WINDOWS

— THE EXISTING BRICK WALL BALUSTRADE TO THE MAIN EAST ENTRANCE TO BE CAREFULLY REMOVED DOWN TO 150MM ABOVE RAMP/STAIR LEVEL, READY FOR NEW TILING, COPING AND METAL BALUSTRADE; NEW TILED FINISH COLOUR AS PER **NBS M40/ 110H**

— UPGRADES TO RETAIL UNITS TO THE NORTH-WEST GROUND FLOOR FAÇADE FORM PART OF SEPARATE PLANNING APPLICATION; SEE DR-A-3600 DRAWING SERIES FOR DETAILS

— NEW CONFIGURATION TO RETAIL UNIT FRONTAGES, ESPECIALLY RELOCATION OF ENTRANCE DOORS, TO ENABLE LEVEL ACCESS TO INTERIOR OF SHOPS AS FAR AS POSSIBLE WITHOUT ADDITIONAL LANDSCAPING WORK TO THE EXTERNAL HARDSTANDING. NEW CONDITION AT DOOR THRESHOLD FOLLOWING COMPLETION OF UPGRADE WORKS TO BE NO WORSE THAN EXISTING CONDITION

COLOURS SHOWN TO ELEVATIONS ARE INDICATIVE ONLY, NOT REPRESENTATIVE OF FINAL FINISH COLOURS; PLEASE REFER TO DR-A-8310 FINISHES DRAWING FOR DETAILS

~~**STRIKETHROUGH**~~ TO KEY ABOVE DENOTES ITEMS REMOVED FROM SCOPE THROUGH VALUE ENGINEERING AT RIBA STAGE 5

Rev	Description	Drawn	Checked	Date
C07	External signage added to main building & retail units	JW		04/07/2025
C06	Proposed elevations updated with revised tile setting out & additional external materials for discharge of planning conditions	JW		25/06/2025
C05	Proposed Elevations updated for Planning Conditions Discharge	JW		04/12/2024
C04	Accidental wall display on roof corrected	JM	JW	06/09/2024
C03	Title block revised. Render description amended to silicate.	JW	JM	27/08/2024
C02	CONSTRUCTION ISSUE - Drawings updated in line with agreed Barnsley LUF2 - YMCA Value Engineering schedule 02.07.24 and alternative render and glazing systems as proposed by J.P Wild		GQ	31/07/2024
C01	Stage 4 Approved Drawing Set	JM/ JW	JW	18/07/2024
P10	Updated Stage 4 Issue	JW		25/04/2024
P09	Stage 4 Issue		JW	19/04/2024
P08	Stage 4 Draft Issue		JW	18/04/2024
P07	Updated Stage 3 Issue	JM	JW	20/03/2024
P06	Updated Stage 3 Issue	JW		12/03/2024
P05	Stage 3 Issue	JMW	JW	05/03/2024
P04	Stage 2 Drawing Issue	JW		04/01/2024
P03	Updated for Planning	JW		07/12/2023

B

B O N D B R Y A N

e info@bondbryan.co.uk
w www.bondbryan.co.uk

Barnsley Metropolitan Borough Council

BARNSLEY Metropolitan Borough Council Currie & Brown

Barnsley Levelling Up Fund

Barnsley YMCA/Chilypep

Proposed North-East Elevations

Originator project ref
23048

Purpose of Issue
Construction Issue

Scale(s)
1:50

Paper size
A0

Revision description
Preliminary

project	originator	volume	level	type	role	number	revision
BALU	BBA	YM	ZZ	DR	A	3302	C07

Name model: 23048-YMCA