


Approx Gross Internal Area
89 sq m / 963 sq ft



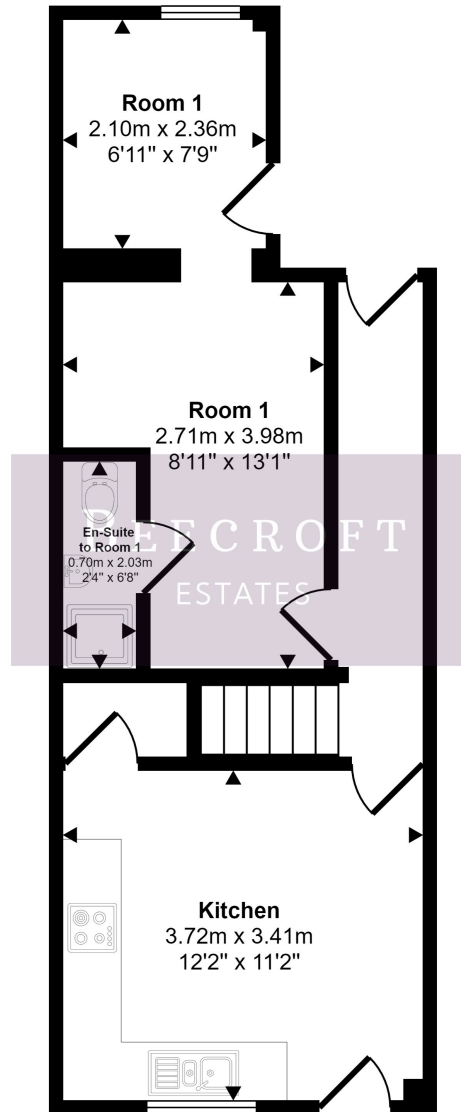
Ground Floor
Approx 37 sq m / 398 sq ft

First Floor
Approx 37 sq m / 398 sq ft


Second Floor
Approx 16 sq m / 167 sq ft

 Denotes head height below 1.5m

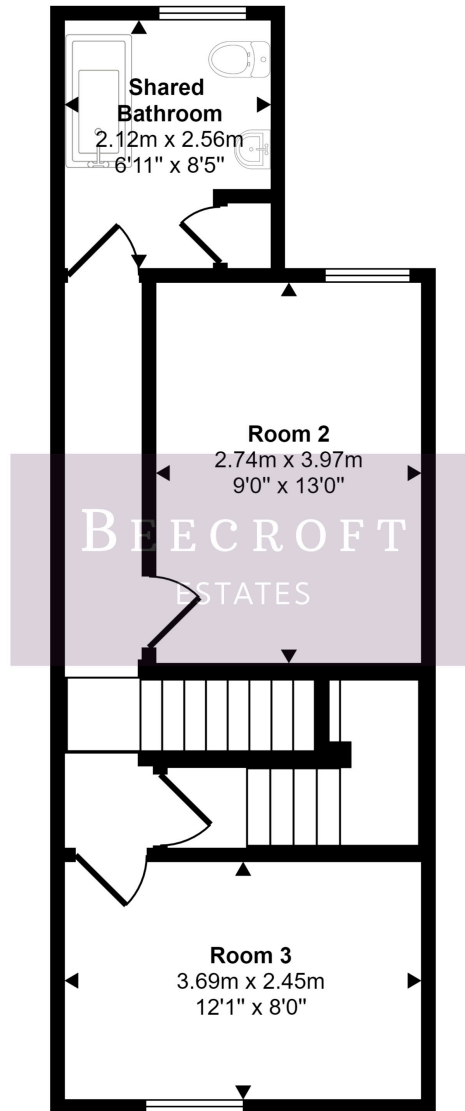
This floorplan is only for illustrative purposes and is not to scale. Measurements of rooms, doors, windows, and any items are approximate and no responsibility is taken for any error, omission or mis-statement. Icons of items such as bathroom suites are representations only and may not look like the real items. Made with Made Snappy 360.



Ground Floor
Approx 37 sq m / 398 sq ft


 Denotes head height below 1.5m

This floorplan is only for illustrative purposes and is not to scale. Measurements of rooms, doors, windows, and any items are approximate and no responsibility is taken for any error, omission or mis-statement. Icons of items such as bathroom suites are representations only and may not look like the real items. Made with Made Snappy 360.

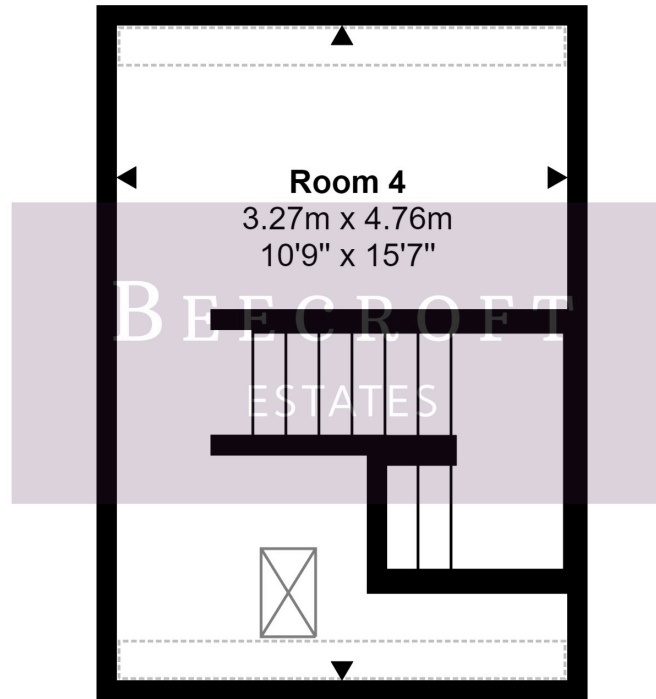


First Floor

Approx 37 sq m / 398 sq ft


 Denotes head height below 1.5m

This floorplan is only for illustrative purposes and is not to scale. Measurements of rooms, doors, windows, and any items are approximate and no responsibility is taken for any error, omission or mis-statement. Icons of items such as bathroom suites are representations only and may not look like the real items. Made with Made Snappy 360.



Second Floor

Approx 16 sq m / 167 sq ft

 Denotes head height below 1.5m

This floorplan is only for illustrative purposes and is not to scale. Measurements of rooms, doors, windows, and any items are approximate and no responsibility is taken for any error, omission or mis-statement. Icons of items such as bathroom suites are representations only and may not look like the real items. Made with Made Snappy 360.