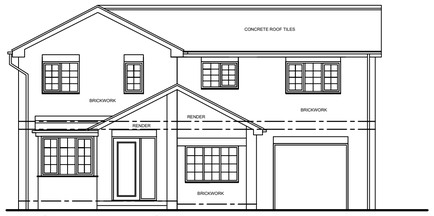

FRONT ELEVATION SCALE 1:100

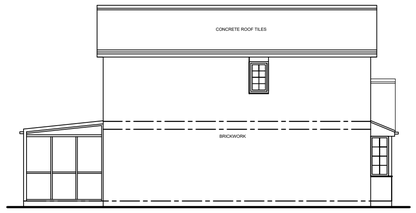

SIDE ELEVATION 1 SCALE 1:100

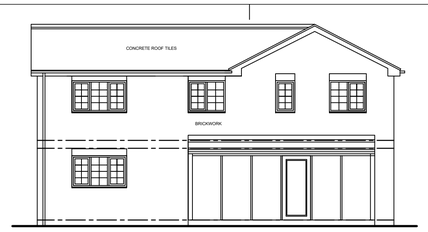

REAR ELEVATION SCALE 1:100

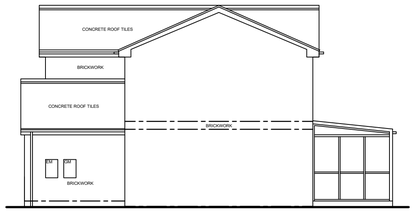

SIDE ELEVATION 2 SCALE 1:100

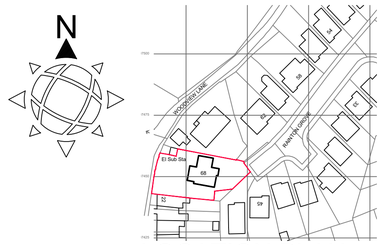

LOCATION PLAN
SCALE 1:1250

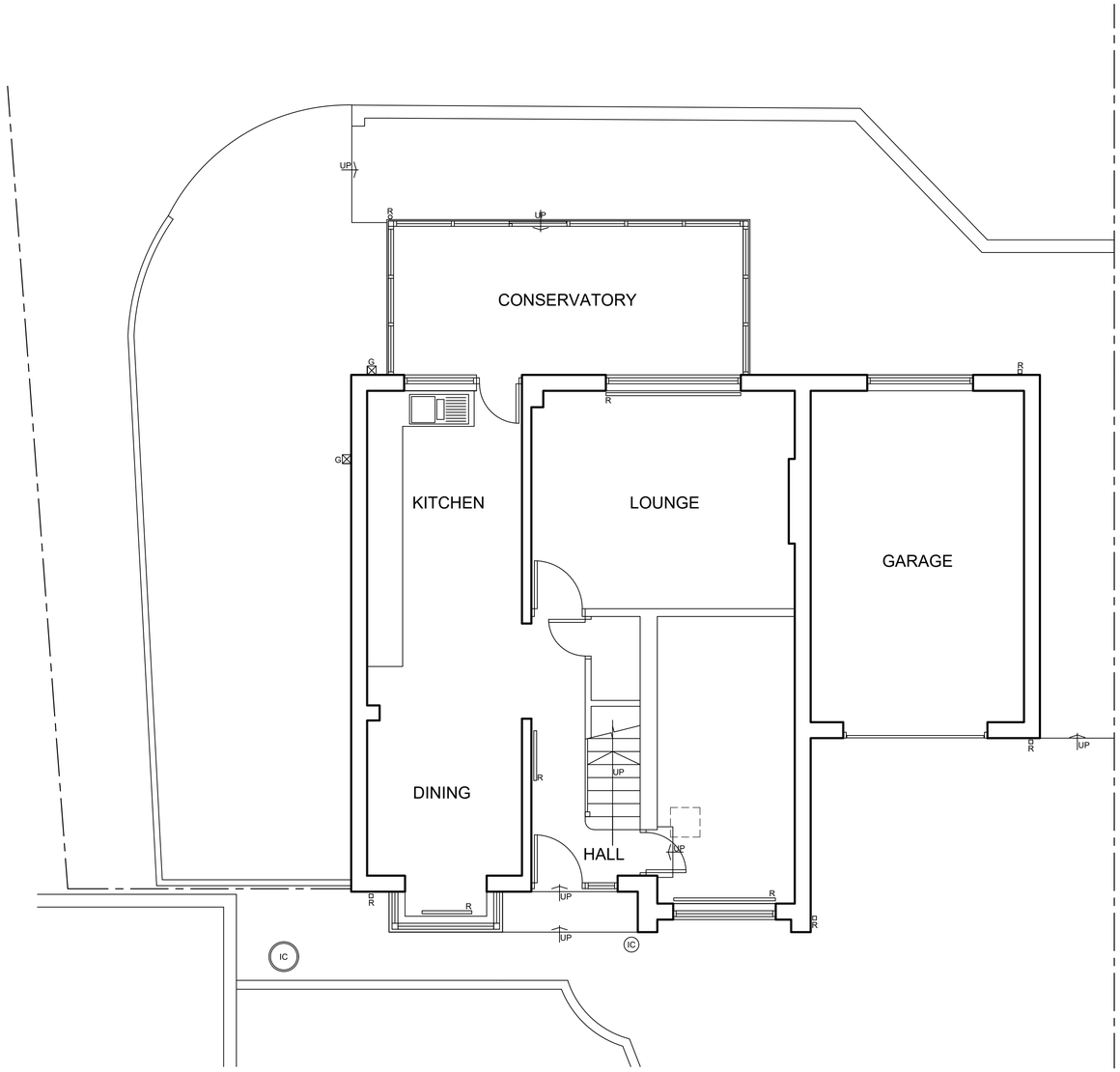

GROUND FLOOR PLAN SCALE 1:50

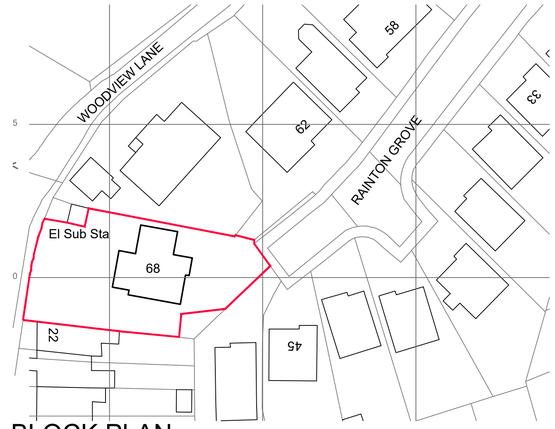

BLOCK PLAN SCALE 1:500

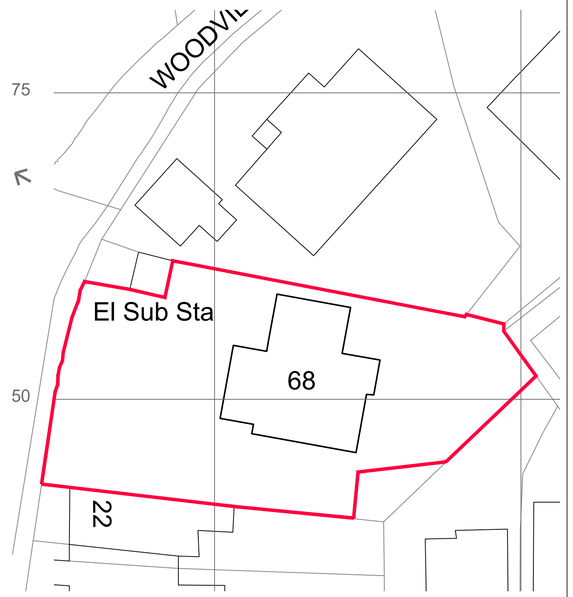

SITE PLAN SCALE 1:250

NYP

Chartered Institute of Architectural Technologists
Registered Practice

registered LABC
Partner Authority Scheme

1. THIS DRAWING AND THE COPYRIGHTS AND PATENTS THEREIN ARE THE PROPERTY OF NYP ARCHITECTURAL SERVICES LLP REGISTERED IN ENGLAND AND WALES No. 4631338 AND MAY BE USED OR REPRODUCED ONLY UNDER CONTRACT.

2. CONTRACTORS AND SUB-CONTRACTORS MUST CHECK AND AGREE ALL DIMENSIONS BEFORE PREPARING SHOP DRAWINGS OR COMMENCING WORK ON SITE

3. CONTRACTORS ARE RESPONSIBLE FOR INFORMING THE DESIGNER OF ANY DISCREPANCY DISCOVERED ON THIS DRAWING OR BETWEEN THIS DRAWING AND ANY OTHER RELATED DOCUMENT ISSUED UNDER THE STANDARD FORM OF CONTRACT IN RESPECT OF THE WORK.

4. WRITTEN DIMENSIONS ONLY ARE TO BE USED FROM THIS DRAWING. IF IN ANY DOUBT ASK FOR CLARIFICATION.

Notes.

Revisions.

Date	Suffix	Description	Date	Suffix	Description

NYP ARCHITECTURAL SERVICES
The Grove, High Street, Dodworth, Barnsley, S75 3RQ. Tel: 01226 200989. E-mail : scott@nypas.co.uk / stephen@nypas.co.uk

Project. 68 RAINTON GROVE BARNSLEY, S75-2QZ		Client. T. DUNNING	
Drawing Title. SURVEY AS EXISTING	Date. SEPT 2020	Scale. AS INDICATED	
	Ref. 101-95	Dwg. No. 01	Rev.

SHEET SIZE A1