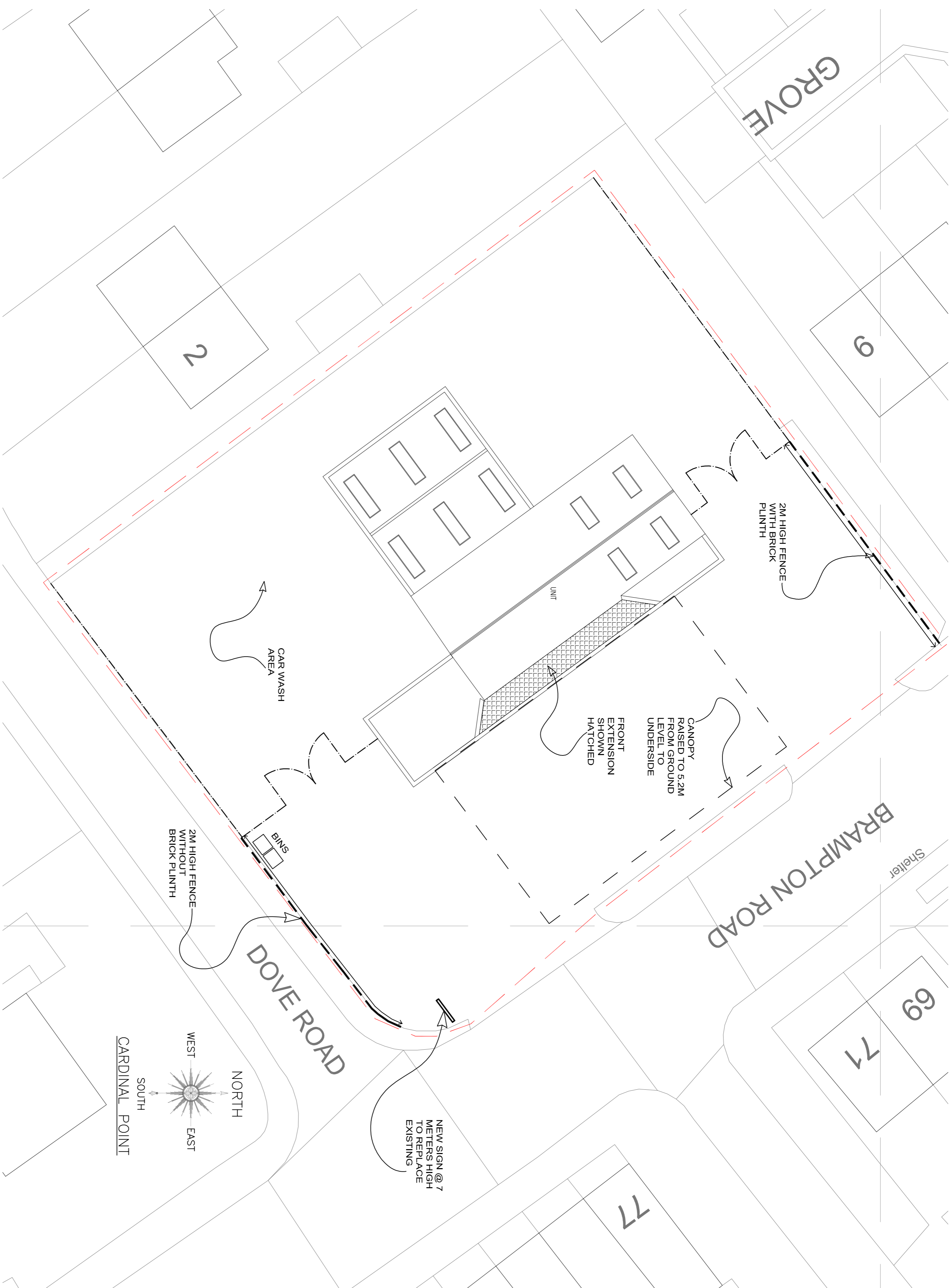
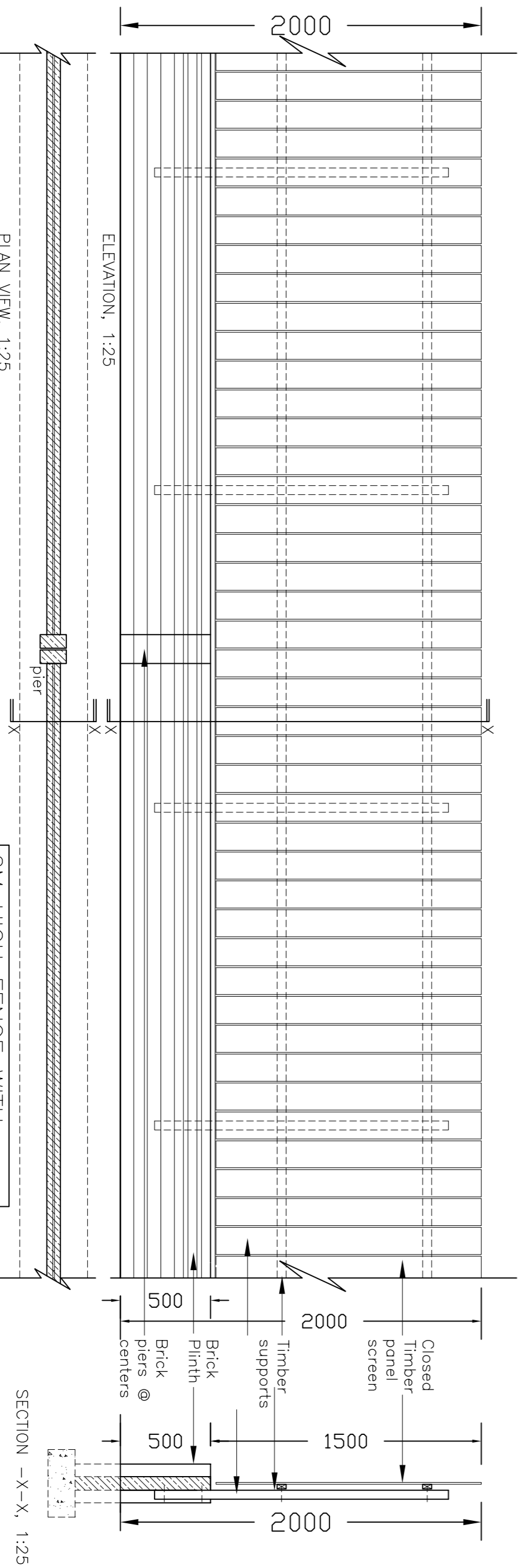


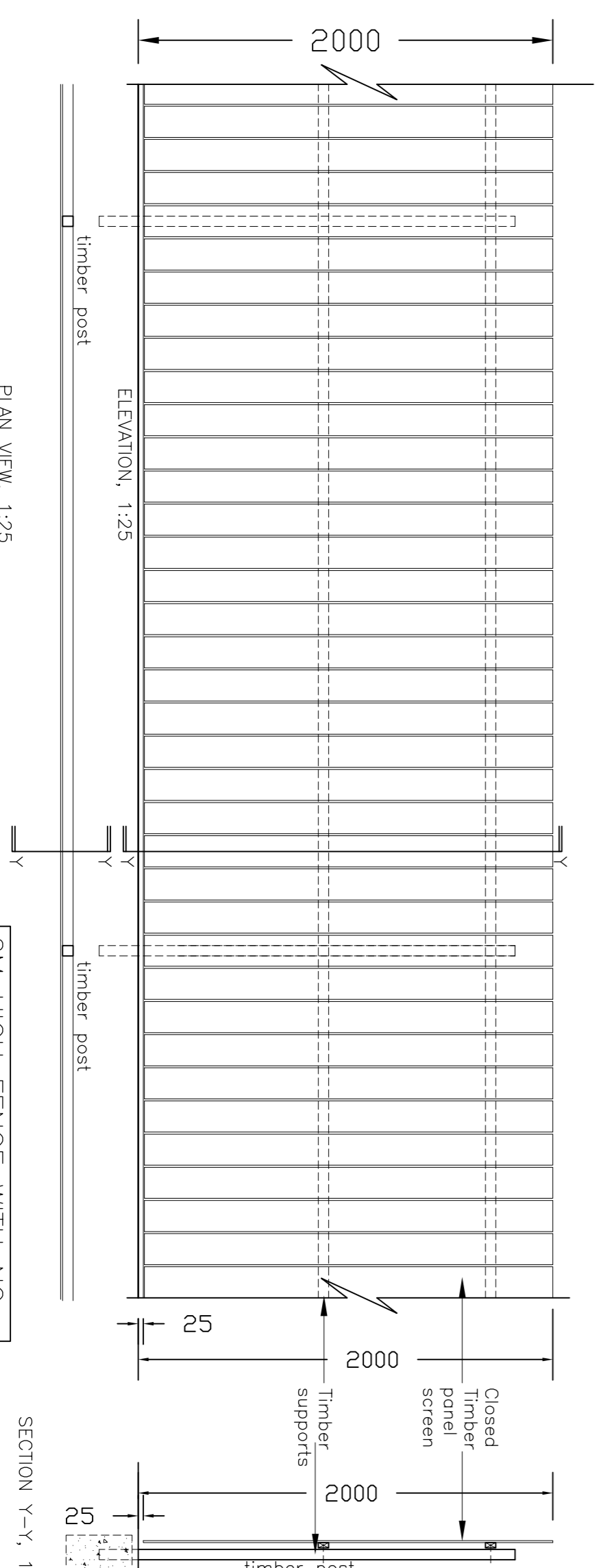
NB - DASHED RED LINE  
DENOTES SITE BOUNDARY



BLOCK PLAN @ SCALE 1:200 SHOWING PROPOSED DEVELOPMENT



2M HIGH FENCE WITH  
BRICK PLINTH (SEE BLOCK  
PLAN FOR LOCATION)



2M HIGH FENCE WITH NO  
BRICK PLINTH (SEE BLOCK  
PLAN FOR LOCATION)

This drawing or any portion of it is COPYRIGHT and should not be reproduced without permission. Contractor/Builder should not scale from this drawing. The Contractor/Builder must refer to the original drawing found to be reported to Designer/Developer. The Contractor/Builder must check all dimensions on site before Pricing, Construction or Manufacture of materials.

NOTES | A1

REV	DATE	BY	DESCRIPTION	CHK	APP
DRAWING STATUS: PLANNING					

**AN**  
Architectural Design and  
Structural Engineers Ltd  
CONTRACT ASIP NEXI  
MOB: 07370 020 028  
EMAIL: asif@adesigns.au  
28 HEDGEFIELD ROAD,  
SMILE TOWN, DENSBURY  
VIC 3112 A/C

CLIENT:  
BRAMPTON ROAD SERVICE STATION,  
BRAMPTON ROAD,  
WOMBWELL,  
BARNSELEY,  
S73 0SS

PROJECT:  
RETAIL SHOP EXTENSION WITH  
INTERNAL AND EXTERNAL  
ALTERATIONS

TITLE:  
SITE PLAN, BLOCK PLAN AND  
FENCE DETAILS

SCALE @ A1 SIZE 1: 1250 , 200 & 25mm	DATE APRIL 2016
PROJECT No YASIN-105	REV: -
DRAWING No PL-01	