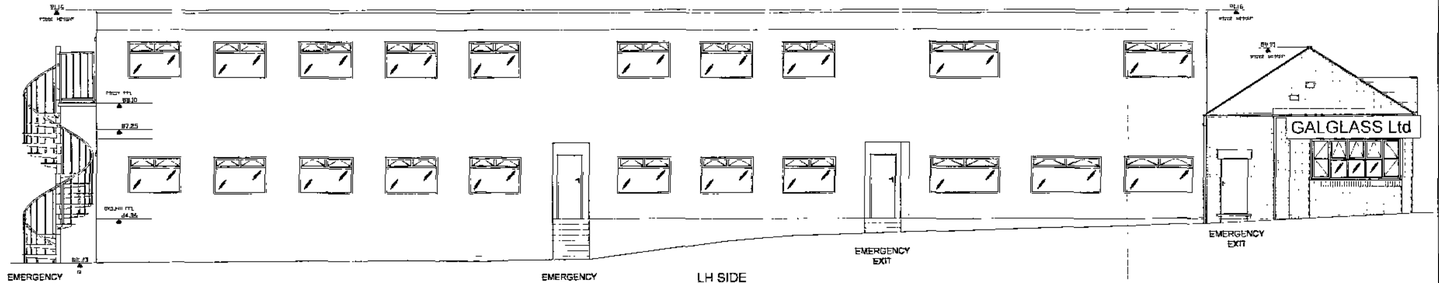
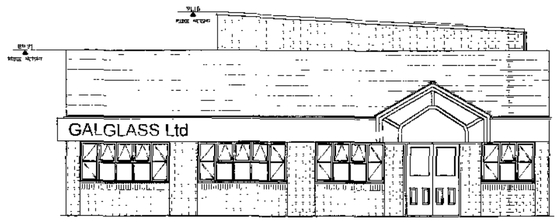


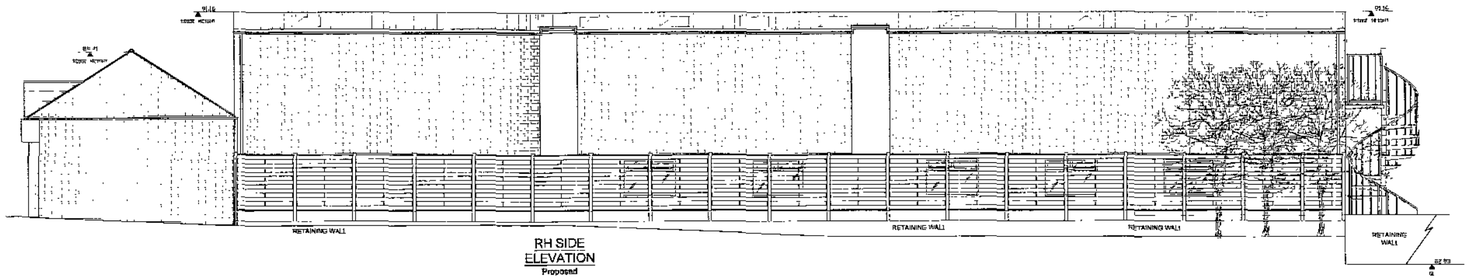
REAR ELEVATION
Proposed



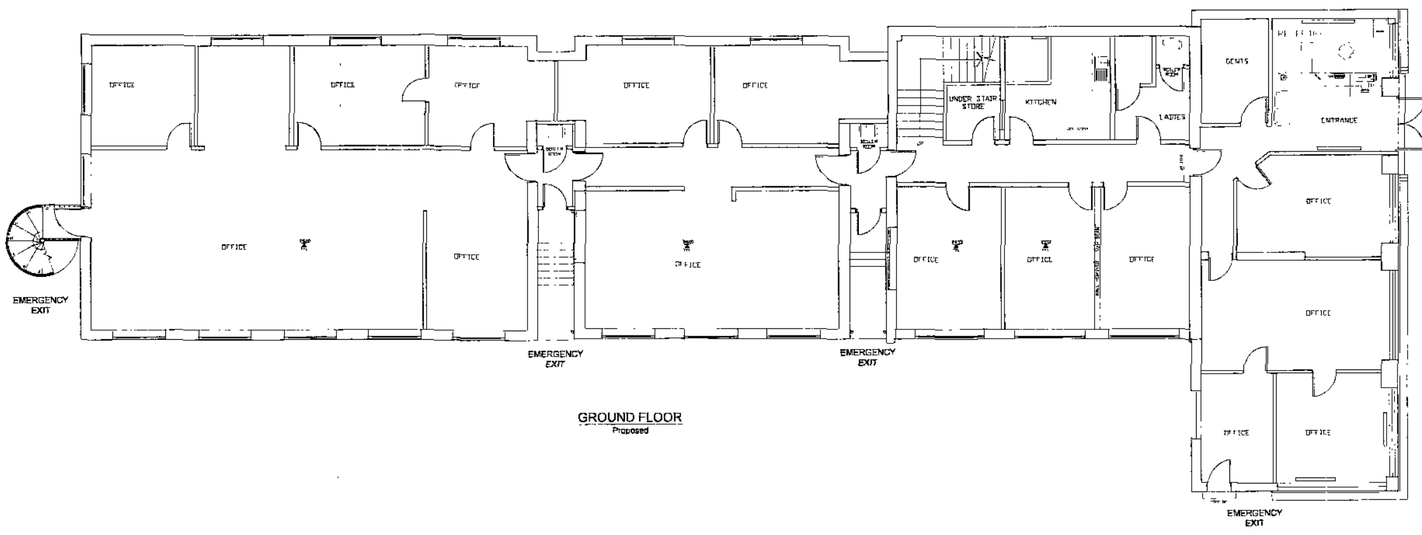
LH SIDE ELEVATION
Proposed



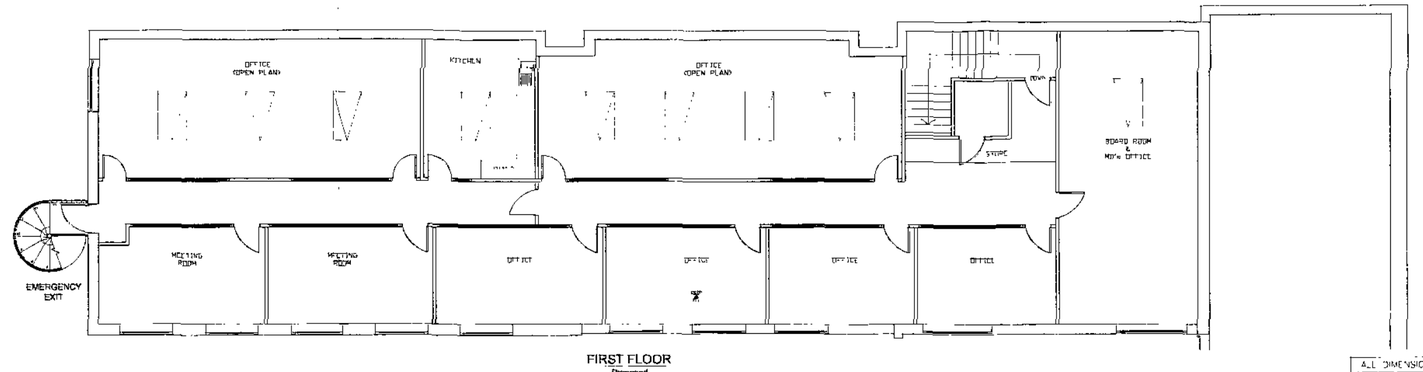
FRONT ELEVATION
Proposed



RH SIDE ELEVATION
Proposed



GROUND FLOOR
Proposed



FIRST FLOOR
Proposed

© Copyright CADITAL Ltd This drawing and the copyright, design rights and all other intellectual property rights in it belong to CADITAL No licence or assignment of any such rights is granted hereunder This drawing is not to be copied or divulged to a third party without written permission

Drawings and Information
This drawing to be read in conjunction with all relevant structural engineers drawings. Dimensional set out of building and all finished levels to clients approval & architect's details All finishes, damp proof courses, thermal and sound insulation, roof and wall cladding, glazing details, and none structural partitions/ framework, to final approve design and to full approval of LA Building Control Officer & architects details Specification notation has been added to the drawings to give a general indication as to the standard of materials and workmanship required when reading the drawings All materials and workmanship to comply with the relevant sections of the specification, for the works forming part of the contract documents

Structural Steelwork
Final design inc all foundation, structural and roof design to structural engineers design and calculations

Roof
Typ Pitched roof - Lightweight steel trusses as per structural engineers design

Cladding
Roof sheeting typ Plastisol coated metal roofing profile - colour grey to match adjacent office tile colour.

Typ design Built up system or composite panel construction Final design to Planning and Building Control approval

Wall Construction
100mm blockwork walls with 'EuroBrick' cladding system outer - brick type to match existing front office construction.
Windows
New windows to be Upvc profile - colour white Ventilation via top openers

Velux windows in roof structure on RH Side elevation only

Drainage New foul water from kitchen area to connect into existing system, surface water from new roof area extension to connect into existing Yorkshire Water surface sewer

Lighting
Bulk head lighting fitted above external openings leading onto fire escape routes - fitted with PIR sensors

General
Contractor to take all necessary site dimensions before preparing workshop detail drawings

BMBC CORPORATE MAIL ROOM
26 NOV 2012
Received by: ORIGINAL COPY

REV NO	REVISIONS	DRN DATE
I	ROOF PROFILE UPDATED	9 NOV 2012
E	ELEVATIONS UPDATED	2 AUGUST 2012
D	ELEVATIONS UPDATED	29 JUNE 2012
C	ELEVATIONS UPDATED	28 JUNE 2012
B	ELEVATIONS UPDATED	12 JUNE 2012
A	ELEVATIONS UPDATED	10 APRIL 2012

CLIENT
Galglass Ltd

JOB DESCRIPTION
FIRST FLOOR EXTENSION TO OFFICE & STAFF WELFARE FACILITY

SURVEYOR
DAVE MOTHERSHAW

TITLE
PLAN & ELEVATIONS OF PROPOSED OFFICE AREAS.
(PROPOSED)

CADITAL Ltd
FACILITY MANAGEMENT SERVICES
LANGTHWAITE HOUSE
LANGTHWAITE BUSINESS PARK
SOUTH KIRKBY, PONTEFRACT
WEST YORKSHIRE
WF9 3AE
TELEPHONE 01977 722 000
MOBILE 07771 622 018
EMAIL dave@caditail.co.uk
WWW caditail.co.uk

AREA WOMBWELL
SCALE 1:100
DRN & DATE DM 03/FEBRUARY/2012
CHKD
SIZE A1
REV F
DRG. No. CAL/03/05/01/30

ALL DIMENSIONS ARE IN MILLIMETERS | DO NOT SCALE THIS DRAWING | REPORT ERRORS TO DRAWING OFFICE
© THIS DRAWING MAY NOT BE COPIED OR DISCLOSED TO A THIRD PARTY WITHOUT THE COMPANY'S WRITTEN PERMISSION