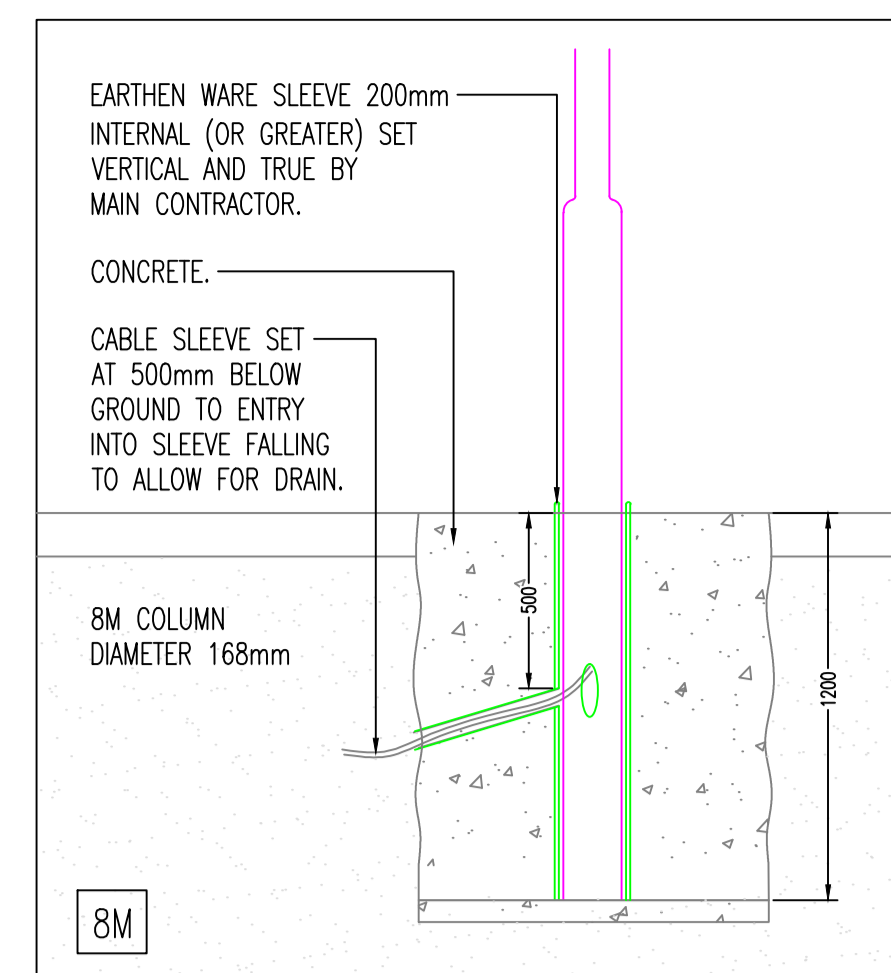


SYMBOL	DESCRIPTION	LAMP	MANUFACTURER REF
71-4	D-SERIES 0 AREA LUMINAIRE LOCATED LATERAL ON 8m COLUMN	133	HELIPHANE EUROPE LIMITED
71-5	D-SERIES 0 AREA LUMINAIRE LOCATED LATERAL ON 6m COLUMN WITH EXTENSIVE BRIGHTNESS CONTROL OPTIC	133	HELIPHANE EUROPE LIMITED
71-6	D-SERIES 0 AREA LUMINAIRE LOCATED LATERAL ON 6m COLUMN WITH EXTENSIVE BRIGHTNESS CONTROL OPTIC INSTALLED	133	HELIPHANE EUROPE LIMITED
71-7	D-SERIES 0 AREA LUMINAIRE LOCATED LATERAL ON 8m COLUMN	284	HELIPHANE EUROPE LIMITED
71-8	D-SERIES 0 AREA LUMINAIRE LOCATED LATERAL ON 6m COLUMN	45	HELIPHANE EUROPE LIMITED
71-9	CITY WALL EXTERNAL LIGHTING LUMINAIRE SET UP WITH CITY WALL SMALL 20W 2200 LM OUTPUT AND 553 DIMMABLE OPTIC ON 6m COLUMN	102	HELIPHANE EUROPE LIMITED
71-10	DISCRETE FEATURE LED TAPE INSTALLED WITH ALUMINUM CORNER PROFILE FIXING. DIRECT LED LINEAR TAPE, 2000K, 1500LM, 100W, 45 LUMENS, ENERGY EFFICIENT 220V LED TAPE	102/4	LED LIGHTING

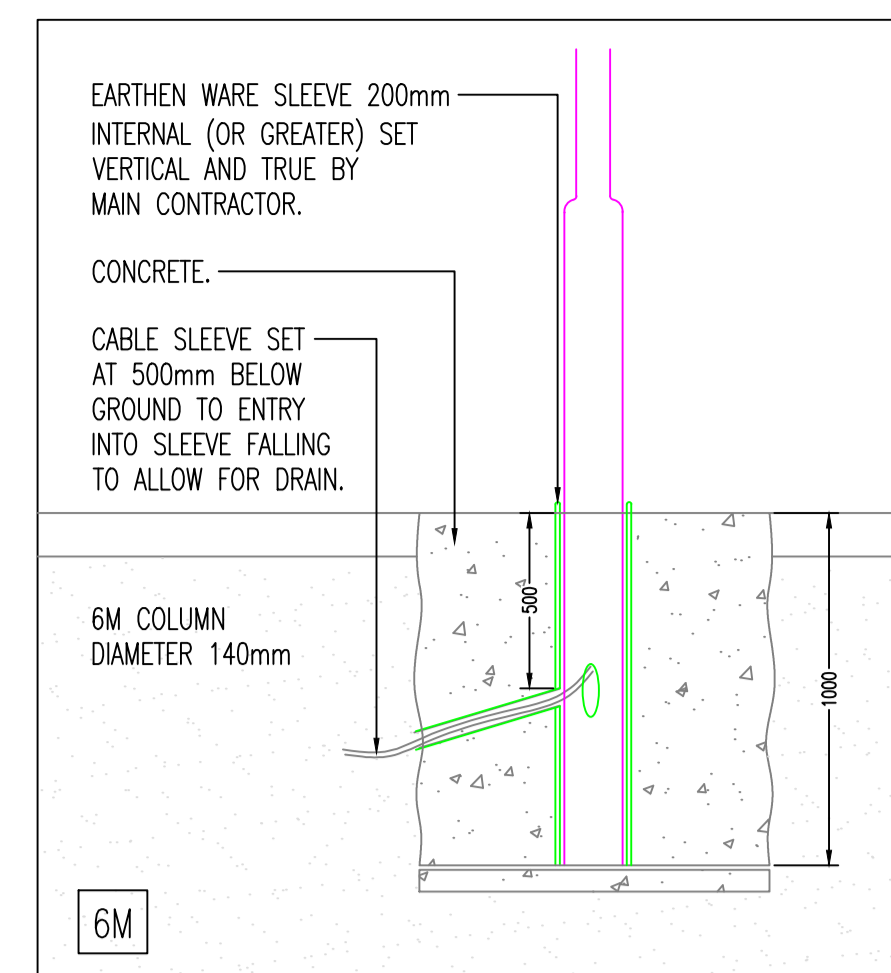
**LIGHTING CONTROL DETAILS**

LIGHTING SHALL BE PROGRAMMED TO ENABLE THE LIGHTING TO BE SWITCHED OFF BETWEEN SELECTED HOURS WITH VARIATION OVERSEAS. LOCATED INSIDE THE DISTRIBUTION BOARD SERVING THE LIGHTING. ALL 41-71 LUMINAIRE SHALL COME WITH PRESENCE DETECTION AND DIMMING SHALL BE PROVIDED AS PER THE FOLLOWING PROVISIONS WHICH IS AS THE BELOW:

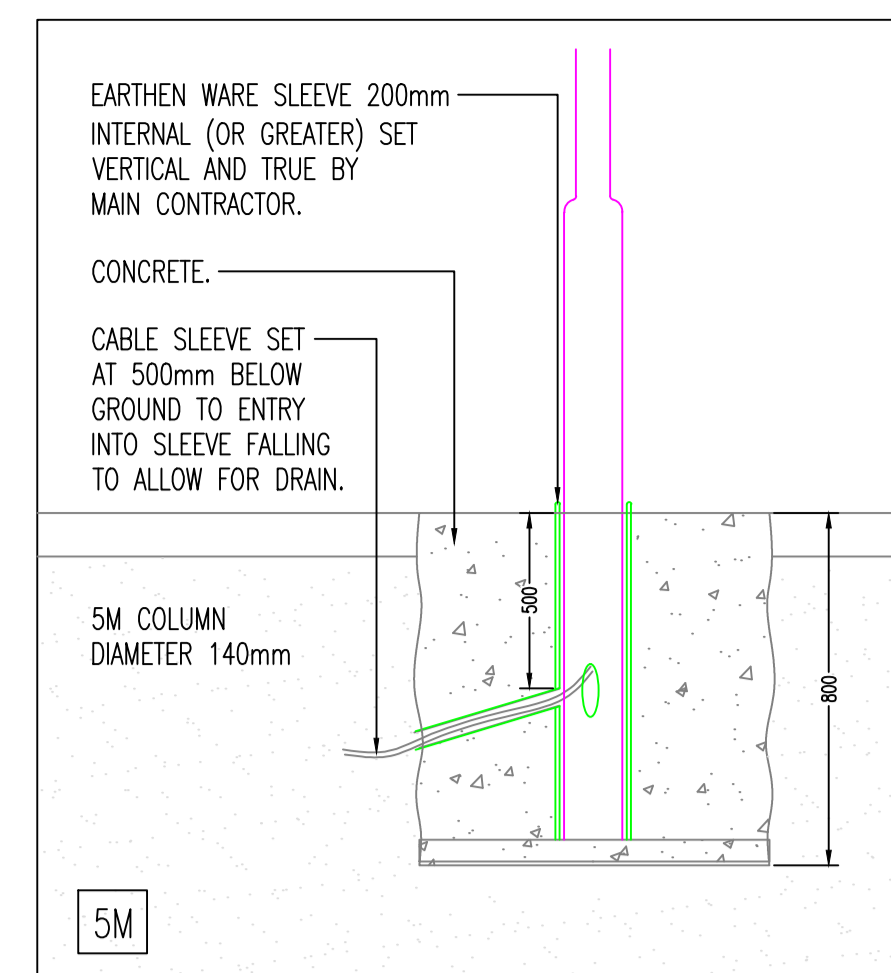
- ENTER AREA - PRESENCE DETECTOR SENSES OCCUPANCY AND LUMINAIRE ENERGISED.
- LUMINAIRE DIMMING ENERGISED FOR PRESET TIME PERIOD (21 MINUTES).
- EACH AND EVERY TIME PRESENCE IS DETECTED, TIME PERIOD RESET (I.E. 21 MINUTE TIME PERIOD BEING AGAIN).
- AFTER A DESIGNATED PERIOD OF ABSENCE (I.E. 301 MINUTES) THE LUMINAIRE ARE DIMMED TO 50% OUTPUT. SHOULD OCCUPANCY BE DETECTED THEN THE LUMINAIRE WILL TURN OFF. THE PERIOD WILL OCCUR SHOULD THE LEVEL OF VIBRATION BE LOW OR NON-EXISTENT.
- ON OCCUPANCY DETECTOR LED LIGHTING SHALL BE CONTROLLED VIA A LOCAL DISTRIBUTION BOARD DUE TO LIMITATION ON LED CIRCUIT LENGTHS WHICH SHALL INCLUDE TIMELOCK AND PHOTOCELL - CONTACT THE PERIOD AND LIGHTING ENERGISE PROGRAMME TO BE ADVISED ON CLEAR PRIOR TO COMMENCING.



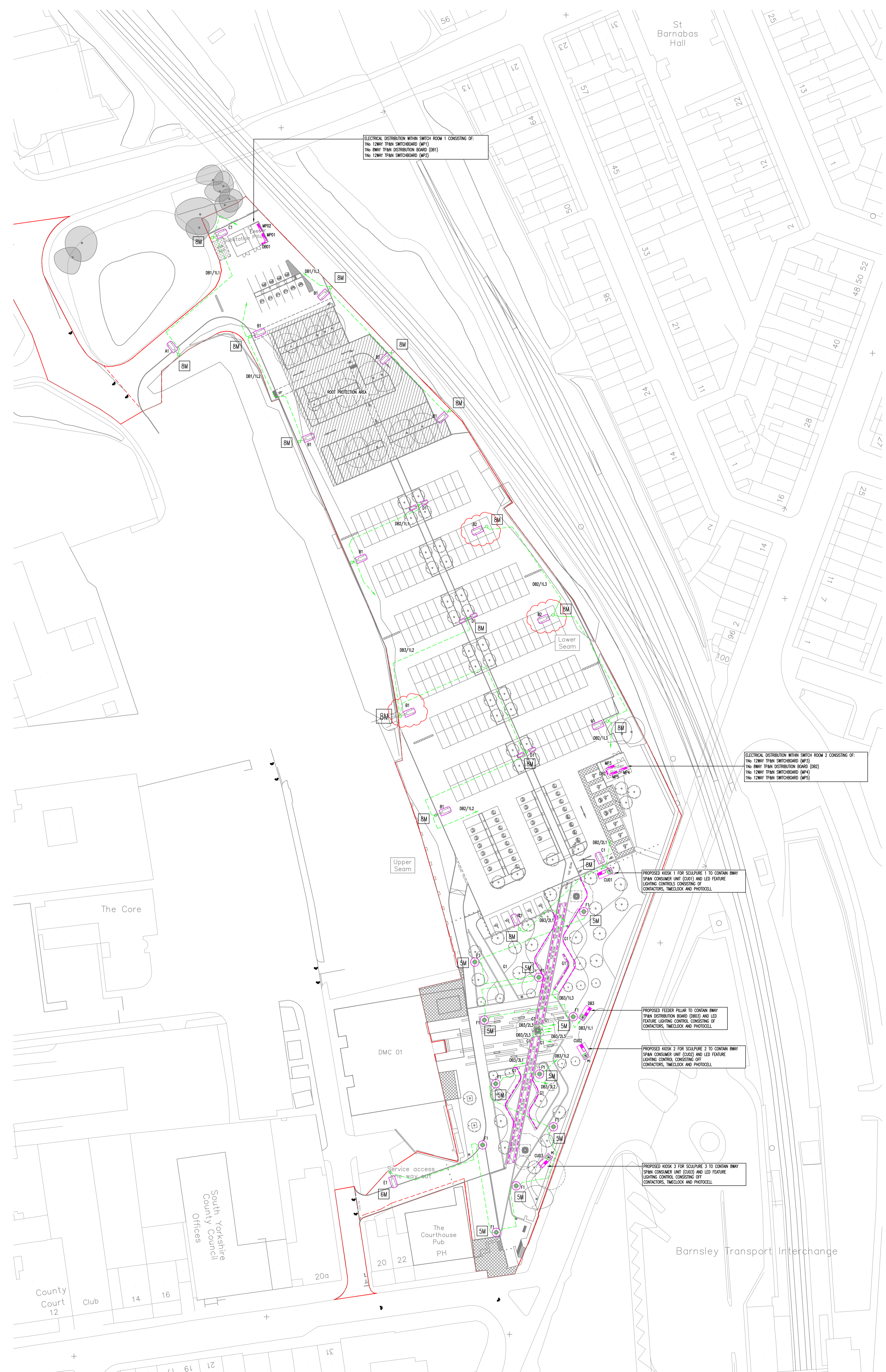
8M COLUMN INSTALLATION DETAIL N.T.S.



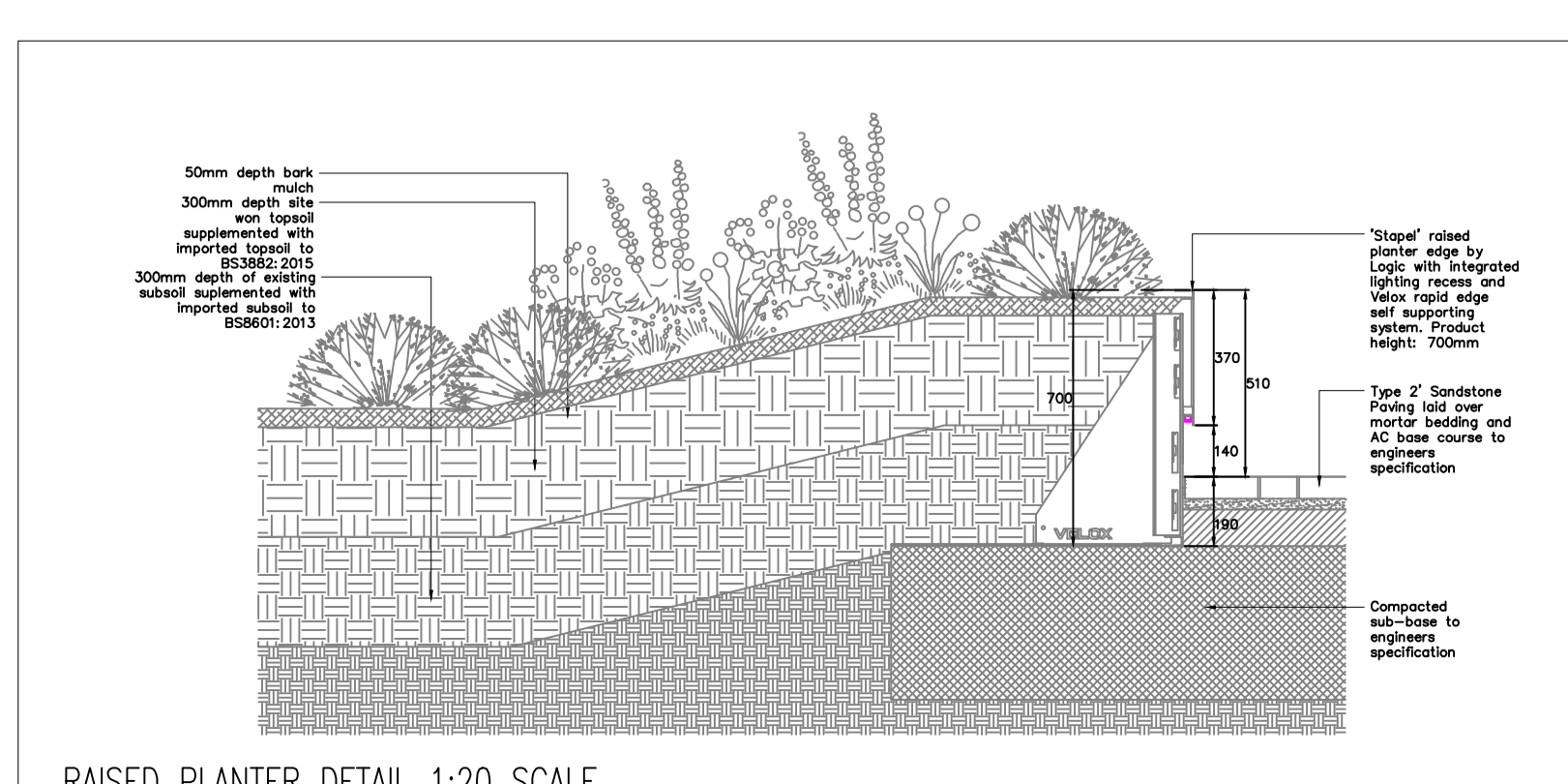
6M COLUMN INSTALLATION DETAIL N.T.S.



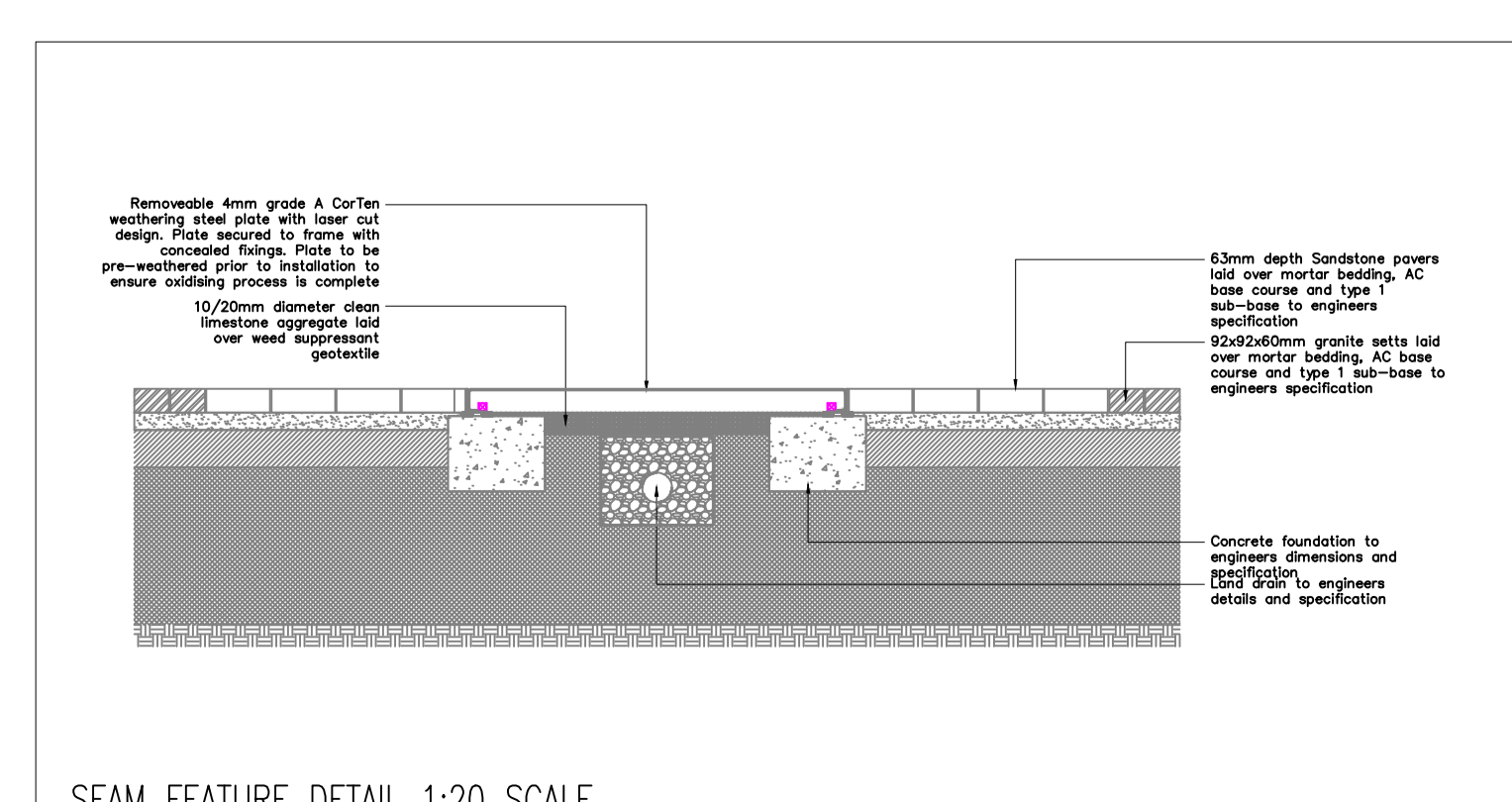
5M COLUMN INSTALLATION DETAIL N.T.S.



SITE PLAN (1:500)  
EXTERNAL LIGHTING SERVICES LAYOUT



RAISED PLANTER DETAIL 1:20 SCALE



SEAM FEATURE DETAIL 1:20 SCALE

DATE	DESCRIPTION	REV	BY
13.02.26	COLUMNS RELOCATED TO SUIT SITE CONDITIONS	C06	JN
06.11.25	COLUMNS RELOCATED TO SUIT SITE CONDITIONS	C05	JN
16.08.25	LATEST LANDSCAPE GA ADDED COLUMNS DETAILS ADDED	C04	JN
11.06.25	DESIGN DEVELOPMENT.	C03	JN
29.05.25	DESIGN DEVELOPMENT.	C02	JN
19.05.25	LATEST LANDSCAPE GA ADDED LIGHTING UPDATED TO SUIT	C01	JN
27.02.25	LATEST LANDSCAPE GA ADDED LIGHTING UPDATED AS INSTRUCTED	P03	JN
11.02.25	LIGHTING COLUMNS RELOCATED WITHIN RED LINE BOUNDARY	P02	JN

STAGE 5

SCALE	SITE	DATE
1:500	AO	29.05.2025
DESIGN	DRAWN	CHECKED
JN	HW	NM
DRAWING NUMBER	REVISION	
SEAM-ELM-F2-XX-DR-E-24002	C06	