

50 x 25mm tanalised battens and counter battens fixed with stainless steel nails

Type 1F bitumen felt with min. 4Nr felt lap ventilators to each of the four primary slopes.

Purlin running into the side of the principal and hip rafters

Common rafters running in line with principal and hip rafters

Principal rafter seated into tie beam and secured with metal brace

Ceiling joists

Scaffold supporting flat ceiling areas

Vaulting ceiling in apse

Lead hip coverings retained

Standard black 1.14mm EPDM roofing membrane (FlexiProof or similar) adhered to 12mm OSB decking

25mm air gap formed to perimeter by counter battening

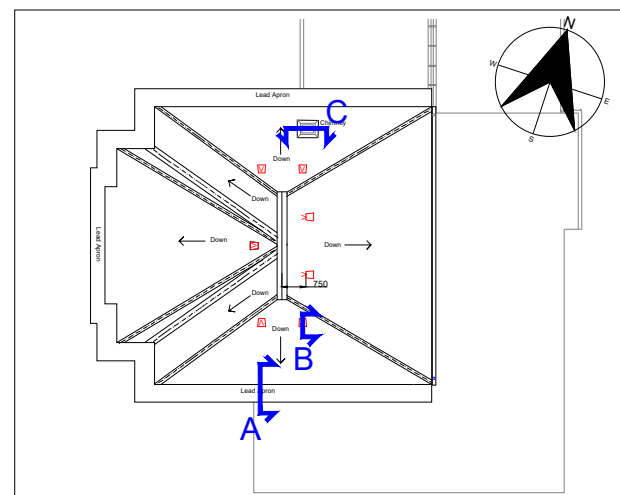
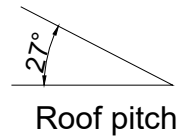
Existing lead apron removed and reinstated over new DPC to extend weathering cover to wall head

Sprockets with square edge boarding to carry lead apron

Sandstone cornice

Brick external wall

Wallplate



The dimensions in this drawing are believed to be accurate at the scale identified below to a reasonable tolerance, unless stated otherwise, providing the drawing has been reproduced using a correctly calibrated plotting device. Photocopies and subsequent reproductions must not be scaled.

The Principal Contractor is to verify all dimensions, levels and datums prior to commencement of work. The Contractor should not rely upon scaled dimensions. No allowance will be made for non-compliance with this advice.

Any discrepancies are to be reported immediately to the Contract Administrator.

Variations and modifications to the work shown on these drawings are not to be carried out without the express consent of the Contract Administrator.

This drawing is the property of The National Trust and must not be copied or reproduced, in whole or in part, except with their express permission nor may the design or any information thereon be disclosed to any third party.

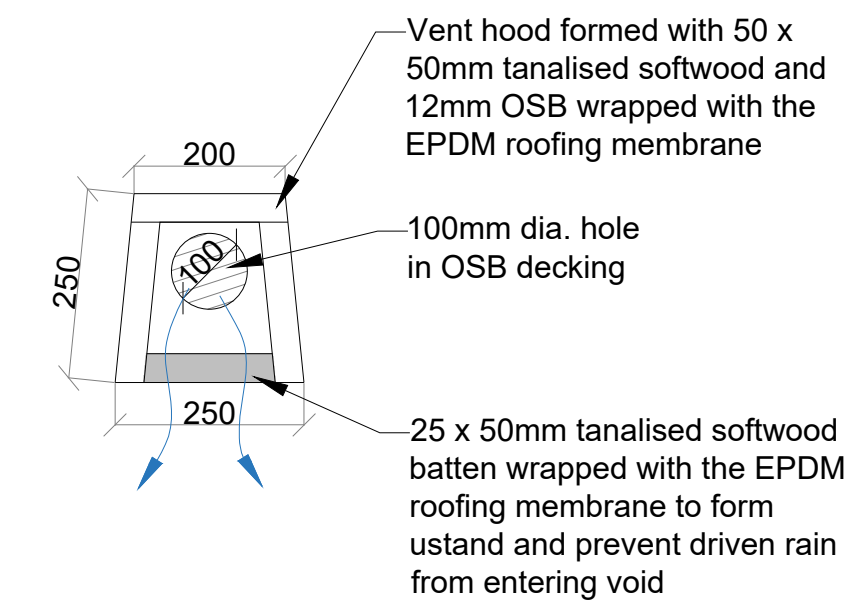
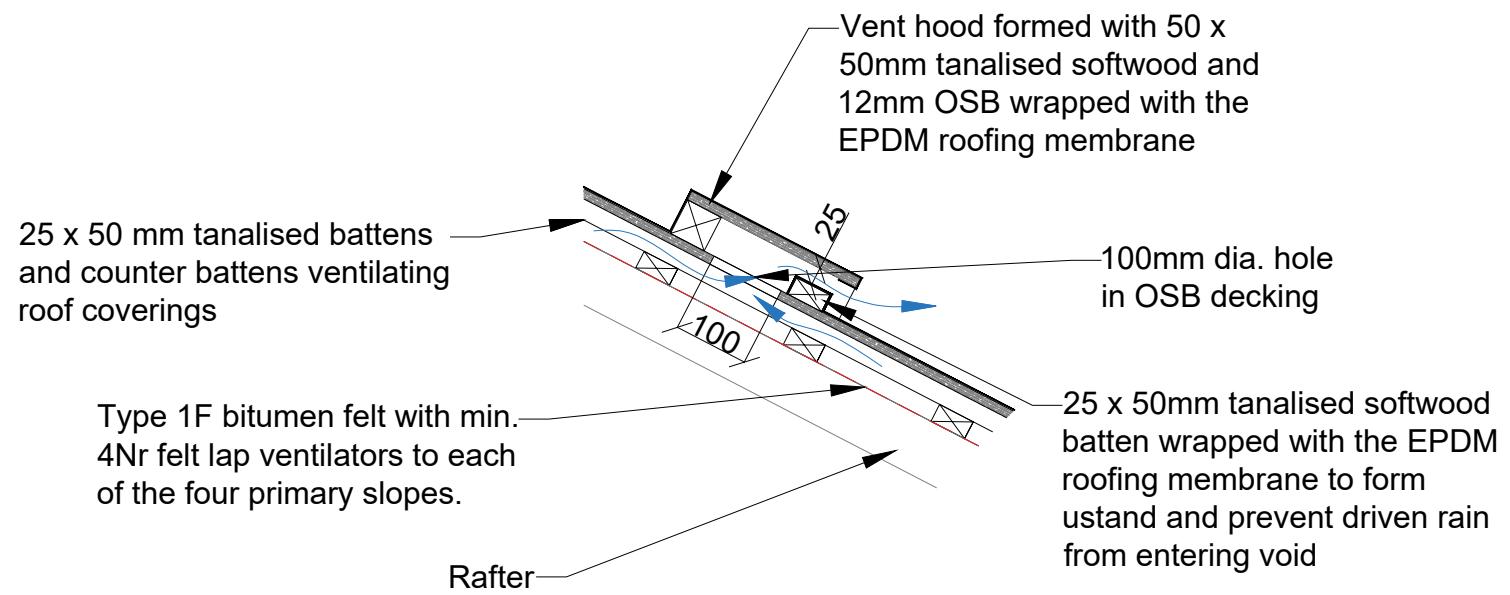
Maps are reproduced by permission of Ordnance Survey.
© Crown copyright and database right 2024.
All rights reserved.
Ordnance Survey licence number AL 100031673

Revision	By	Date	Details

Notes

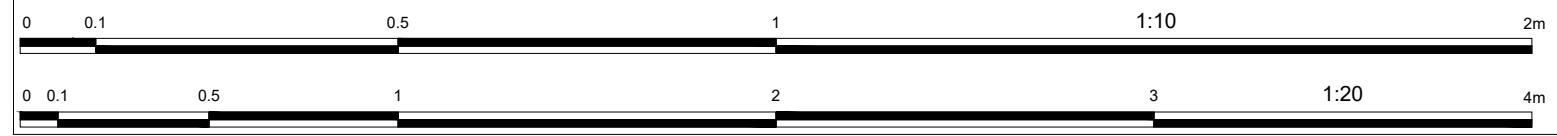
Key

SECTION A - EAVES DETAIL
1:20



ROOF VENT PLAN
1:10

SECTION B - ROOF VENT
1:10



North West Regional Office:
18 High Street
Altrincham
Cheshire
WA14 1PH

Estate / Property
Gun Room,
Wentworth Castle Gardens
Park Drive, Bamsley, S75 3EN

Project Title Temporary Roof Covering	Drawing Title Roof Sections
Drawn By David Rankine	Date 19 September 2025
Scale @ A3 SHOWN	Property Reference -
Drawing No 10043689_PL_04	Revision 0