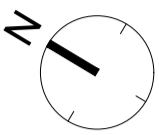
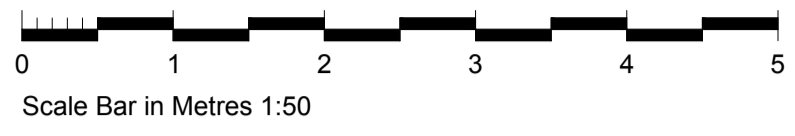
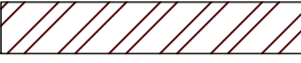






**Notes**

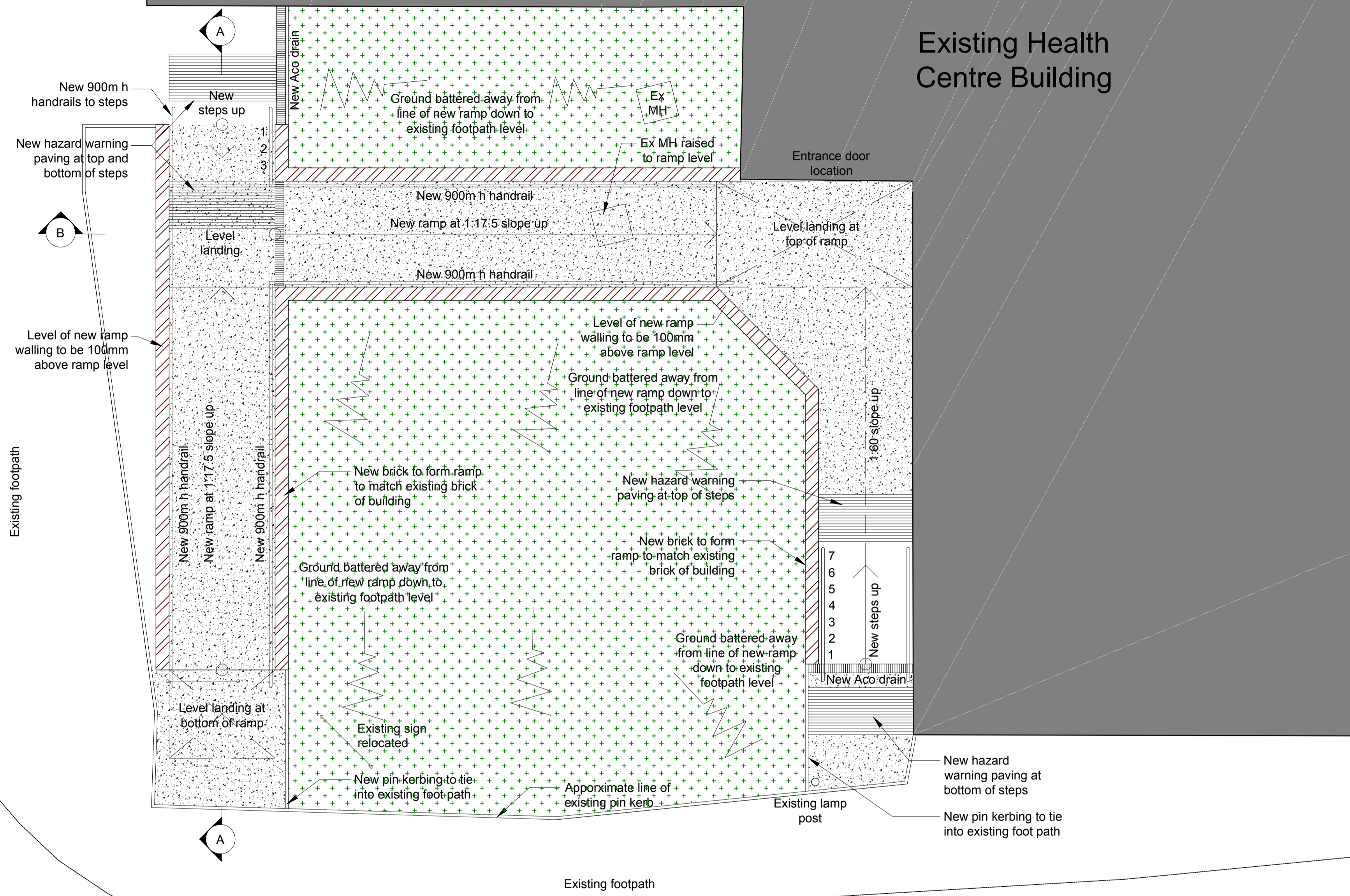
1. DURING THE CONSTRUCTION PHASE NO DIMENSIONS TO BE SCALED FROM THIS DRAWING.
2. THE CONTRACTOR SHALL VERIFY ALL LEVELS AND DIMENSIONS ON SITE.
3. ON SITE ALTERATIONS TO THE CONSTRUCTION OR FINISHES SHOWN OR IMPLIED ON THIS DRAWING MUST BE DRAWN TO THE ATTENTION OF THE ARCHITECT BEFORE SUCH WORK IS IMPLEMENTED.



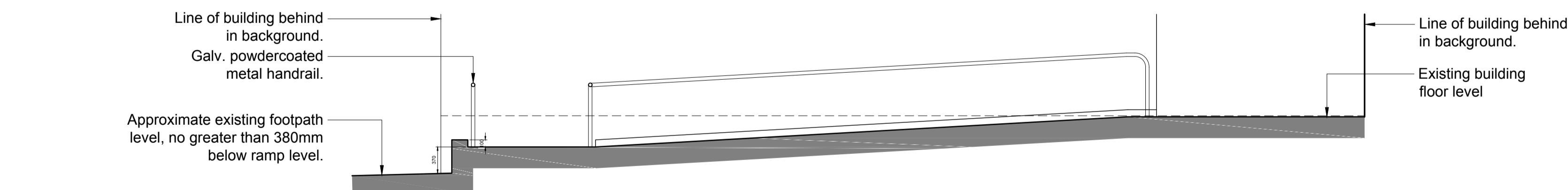
**Legend**

-  New brick walling to match existing
-  New ramp surface - tarmac/flagstones to match existing
-  New 'Aco' type drain connected into existing drainage system
-  New corduroy hazard warning paving
-  Existing sloping grassed area reinstated

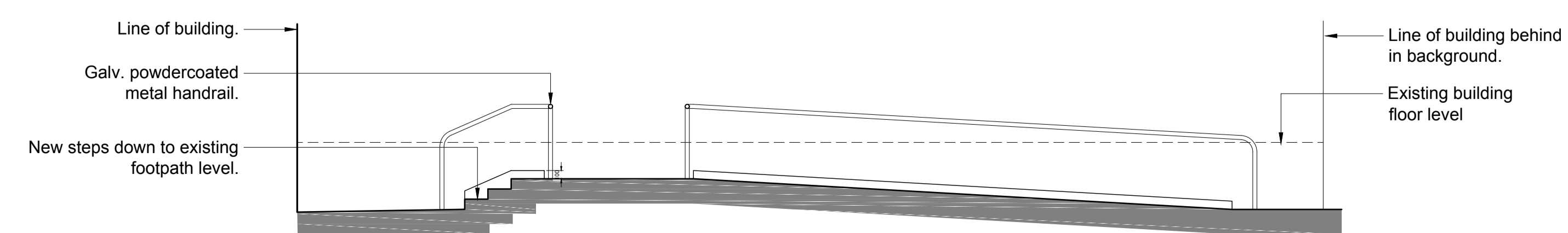
Church Road



Church Close



**Section Line B**



**Section Line A-A**

Revision Description	Revision Date	Issued by	Revision Number

Revision Schedule



Architecture	11 Victoria Road
Interiors	Salford
Sustainability	Shopley
Conservation	BD18 3LA
	T. 01274 587 327
	rbsarchitects.co.uk

Project:	Darton Health Centre - Fixed Asset Replacement Project
Client:	NHS Property Services
Drawing:	Proposed External Entrance Plan
Date:	October 2017
Scale:	1 : 50 @ A1

RBS Job No.	Project	Originator	Volume	Level	Type	Role	Suitability	Number	Rev
14256	DHC	RBS	00	00	DR	A	S1	210	