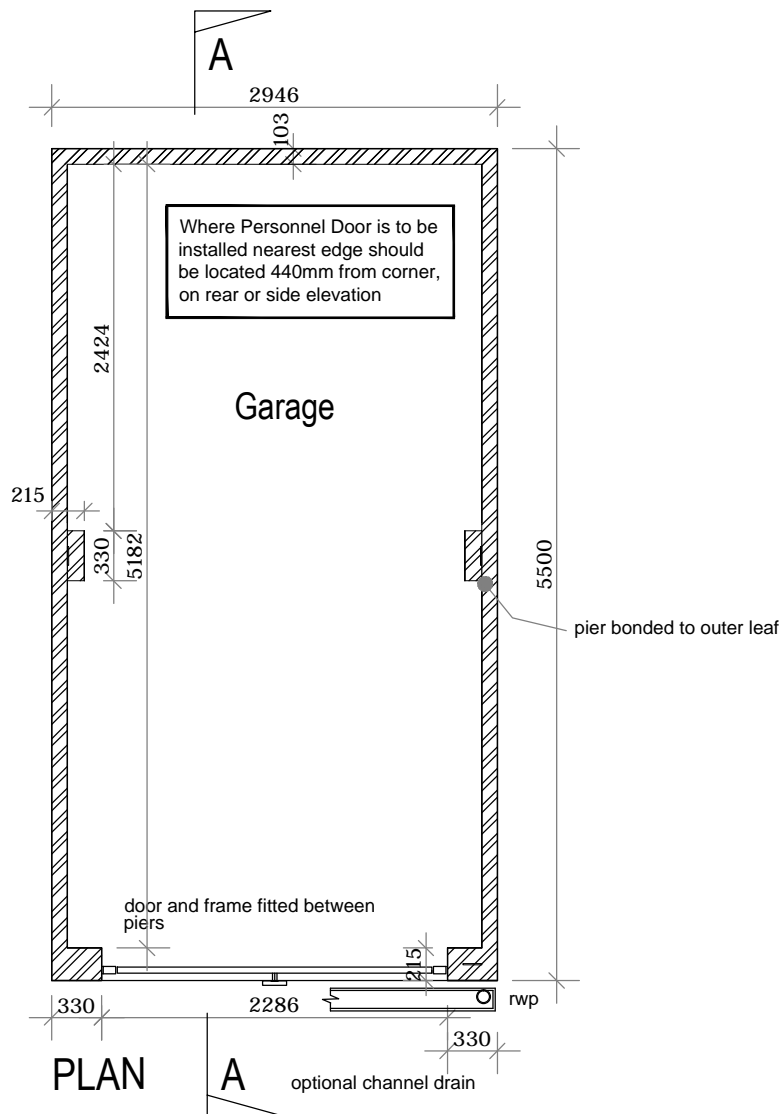
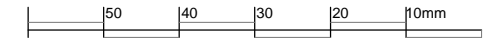


ELEVATIONS Scale 1:100

Notes:
 Sketch schemes may be based on plan information of unknown origin and is subject to verification and survey.
 Contractors must verify all dimensions on site before commencing any work or shop drawings. This drawing is not to be scaled. Use figured dimensions only.
 Building areas are liable to adjustment over the course of the design process due to ongoing construction detailing developments.
 Subject to statutory approvals and survey.

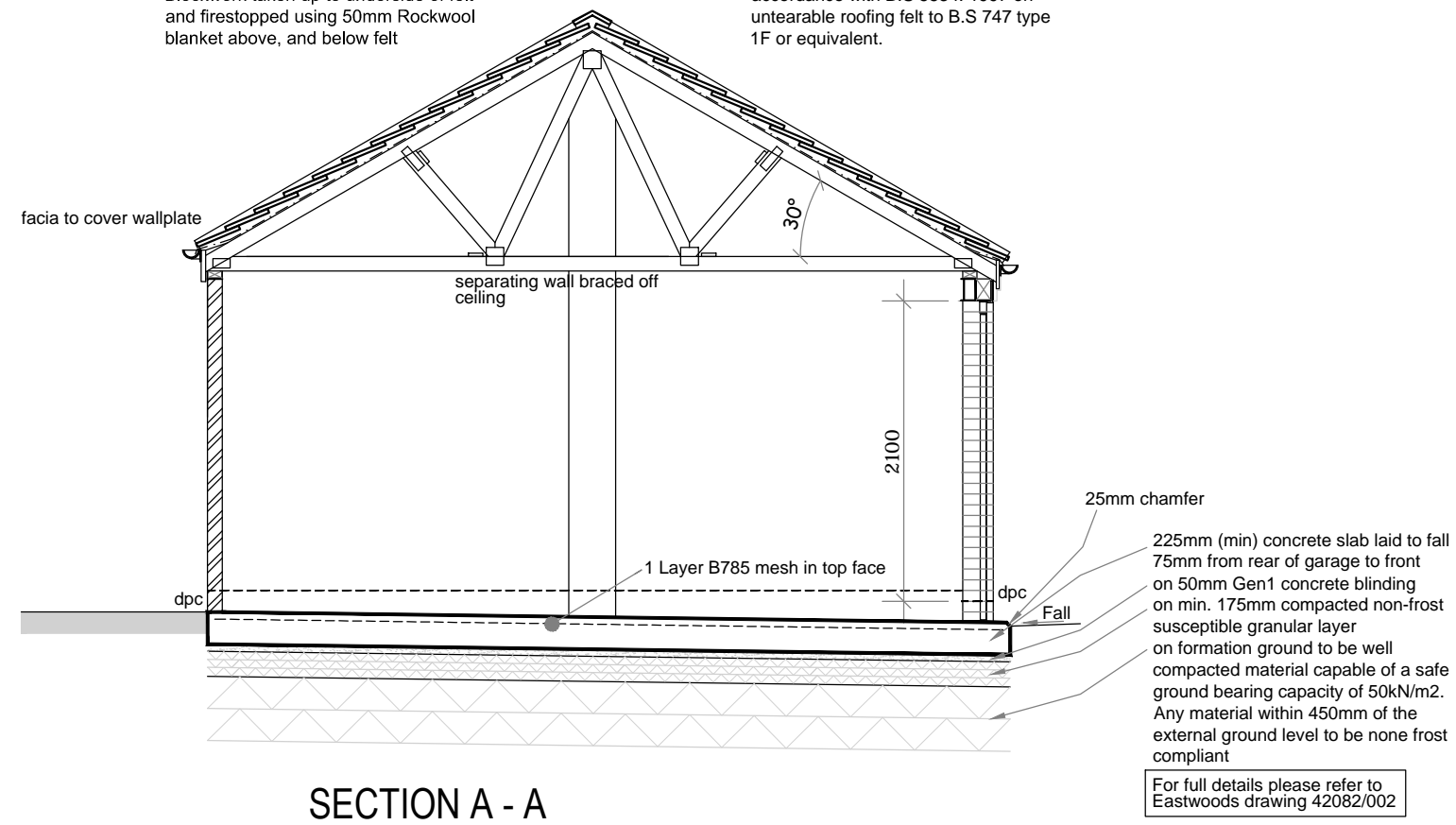


Roof construction to be designed, fixed & braced in accordance with B.S 5268 pt 3 . Refer to truss manufacturers drawings for details

Blockwork taken up to underside of felt and firestopped using 50mm Rockwool blanket above, and below felt

Concrete interlocking roof tiles are to be fixed strictly in accordance with the manufacturers recommendations.

Tiling battens to be 50 x 25mm in accordance with B.S 5534: 1997 on untearable roofing felt to B.S 747 type 1F or equivalent.



B	Personnel door note added. Raft Details added.	04.04.19	djr
A	Detail added following client comments	04.07.13	wc

revisions status -

For full details please refer to Eastwoods drawing 42082/002

project Standard Details
 client Gleeson Homes & Regeneration
 title Detached Garage Details
 Single

drawn djb checked . date 22.08.12 scale 1:50/100@A3
 job no 0282 drawing no SD700 rev B