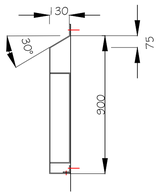

Section A-A



Internally Illuminated Sign
Scale: 1:20

WILLIAM HILL FASCIA SIZE GUIDE			
Fascia Height = Y	X (45% of the Fascia HT)	Aluminium Thickness	Letter Span = Z
Up to 1000mm	450mm	3mm	2945mm
Up to 900mm	405mm	3mm	2694mm
Up to 750mm	338mm	2mm	2248mm
Up to 600mm	270mm	2mm	1795mm

INTERNALLY ILLUMINATED SIGN

Fret Cut Aluminium Fascia Powder Coated RAL 5013 With Push Through to Fit 5mm Thick Yellow 229 & Opal 050 Perspex

GE Tetra MiniMAX G3 LED's Mounted To 3mm ACM Tray - Illumination does not exceed 600cd/m2

YELLOW	229
BLUE	RAL 5013
WHITE	OPAL 050

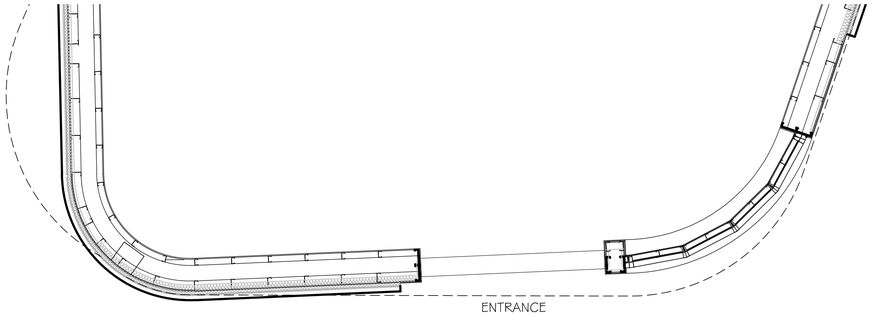

EXISTING GROUND FLOOR PLAN

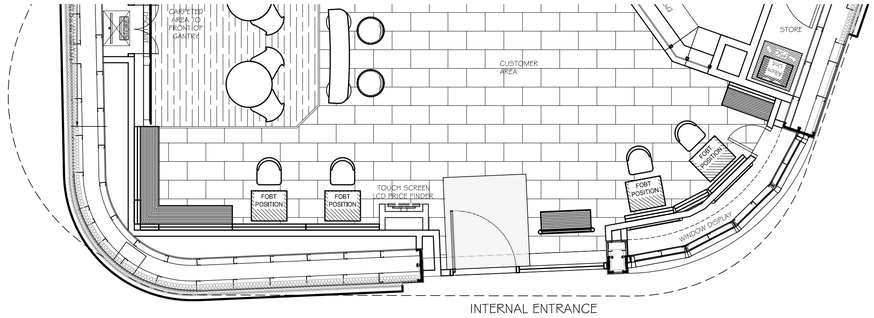

PROPOSED GROUND FLOOR PLAN

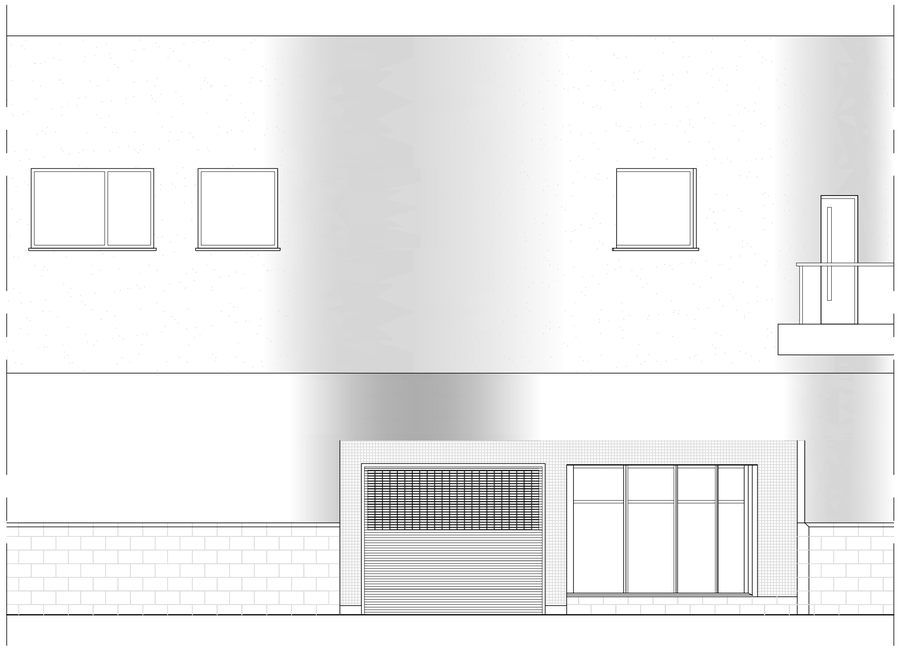

EXISTING FRONT ELEVATION
(INTERNAL ENTRANCE)

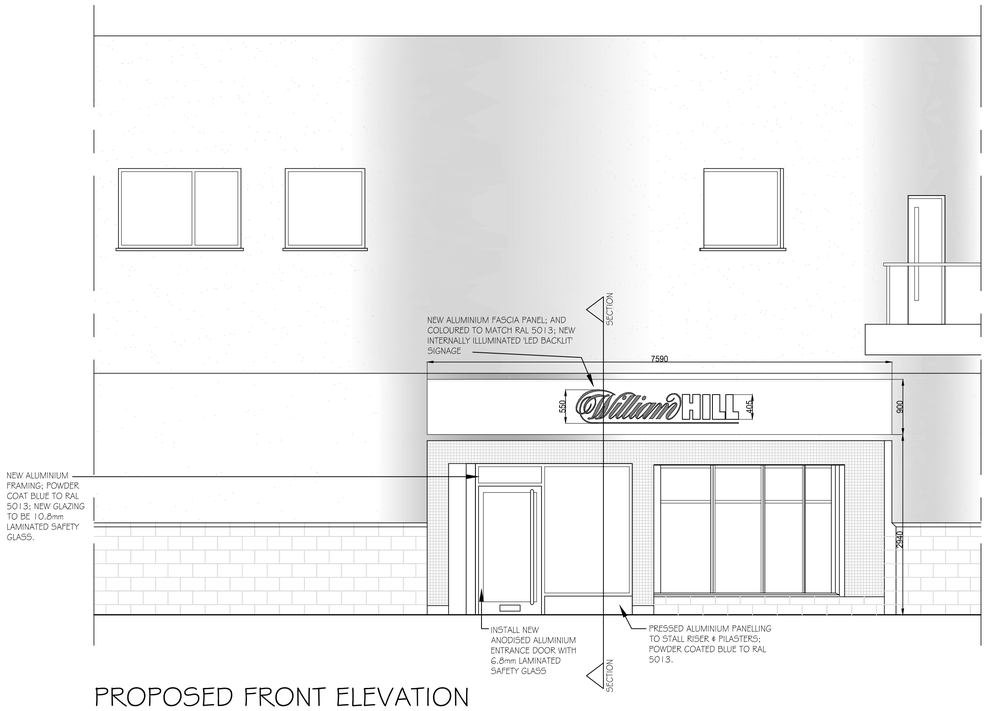

PROPOSED FRONT ELEVATION
(INTERNAL ENTRANCE)

0m 1m 2m 3m 4m 5m
SCALE

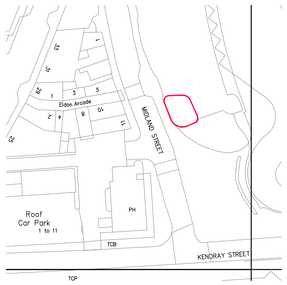

IMPORTANT NOTICE

This Drawing remains the copyright of William Hill PLC and shall not be altered or copied in whole or in part without their prior written consent

THIS DRAWING HAS BEEN PREPARED FROM SITE SURVEY INFORMATION TAKEN BY THE PROJECT MANAGER. IF ANY DISCREPANCIES ARE FOUND THEY MUST BE REPORTED IMMEDIATELY.

Contractors must check ALL dimensions on site.
Only figured dimensions are to be worked from.
This drawing is to be read in conjunction with all other relevant drawings and any discrepancies must be reported immediately to the Project Manager before proceeding. William Hill accepts no responsibility for works undertaken or materials purchased without accurate site measurement.

Where this drawing is used for TENDERING purposes all tendering contractors must undertake site inspection and avail themselves of site conditions, and any discrepancies between a Survey or a Proposal and a Site must be reported immediately to the Project Manager and qualified clearly and concisely within any subsequent tendering return.

Air Conditioning Condenser Units

Positioning of the A/C Condenser units have been shown as instructed by the PM's and ratified by Development. Positioning must have Landlords approval, and all relevant planning permissions. Access to the units must be provided with guard rails, steel cages, enclosures and any screening provided where necessary

Health & Safety

The contractor's attention is drawn to their responsibility to ensure the safety and well-being of both site operatives and the public during the course of the building works.
Any site works should be carried out in accordance with CDM regulations 2015 and the current health & safety guidelines & relevant building regulations.

The appointed contractor is responsible for ensuring adequate temporary props are provided to ensure the stability of the existing building during any structural works. Structural Engineer to confirm all propping works. Prior to any demolitions or any modifications of the existing solid or suspected load bearing frames, an inspection is to be carried out by a certified approved Structural Engineer to ascertain whether the walls are structural or otherwise. All care is to be taken when demolishing any existing walls.

Installation & servicing of any A/C, SIS or Aerial Equipment should be done under strict H&S conditions, paying particular attention to the ACR (CP) 006: 2009 - Practical Methods Of providing Edge Projection For Working On Roofs & only under taken by a competent person(s) as per the ACR 'Black Book'. Edge protection & anchor points should be installed as required if not already present (present ones should only be used if tested & in date)
Access to flat roofinstalled ac units etc should be done via on site access ladders if available or suitable portable ladders to EN131 or class one industrial 90kg-150kg loadings.

EXISTING		
GROSS UNIT AREA	1130	SQFT
GROSS CUSTOMER AREA		SQFT
NET CUSTOMER AREA		SQFT
NEWSPAPER DISPLAY AREA		LFT
PROPOSED		
GROSS UNIT AREA	1130	SQFT
GROSS CUSTOMER AREA	807	SQFT
NET CUSTOMER AREA	753	SQFT
NEWSPAPER DISPLAY AREA	31	LFT

DO NOT SCALE OFF THIS DRAWING

ORGANIZATION LTD

Site.
FORMER TIC UNIT
UNIT 11 BARNSLEY INTERCHANGE
BARNSLEY, S70 1SE KENDRY

Description.
EXISTING / PROPOSED PART PLANS / ELEVATIONS & SIGNAGE DETAILS

Date. 11-03-16	Scale. 1:50@A1 & 1:100@A3
Drawn. R. SWARBRICK	PM. J. HARRISON

Drawing Number. FINAL/N/RS/436918/501
Revision.