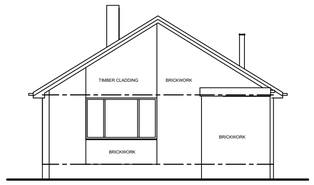

FRONT ELEVATION SCALE 1:100

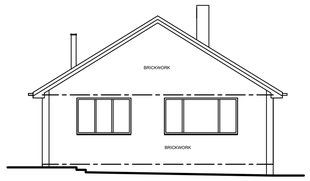

REAR ELEVATION SCALE 1:100

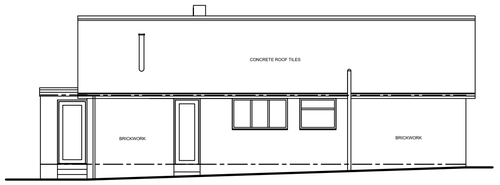

SIDE ELEVATION 1 SCALE 1:100

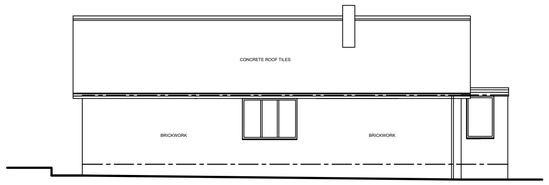

SIDE ELEVATION 2 SCALE 1:100

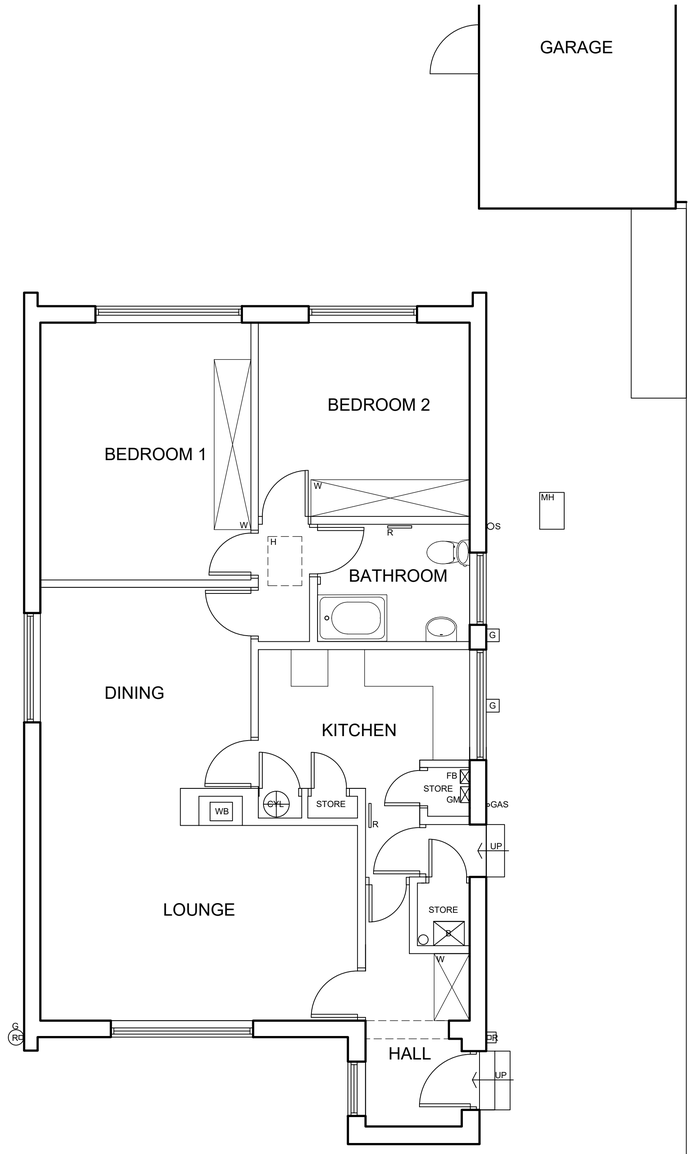

GROUND FLOOR PLAN
SCALE 1:50

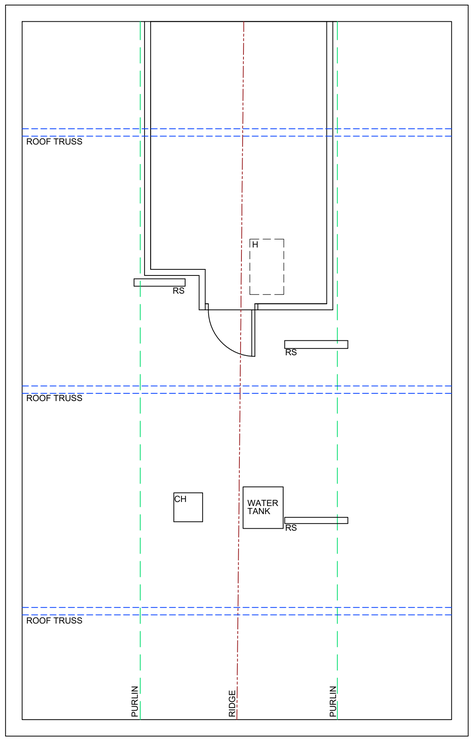

ROOF PLAN
SCALE 1:50

LOCATION PLAN
SCALE 1:1250

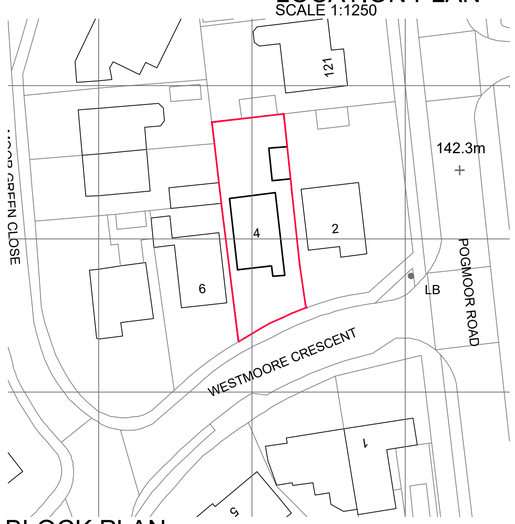

BLOCK PLAN SCALE 1:500

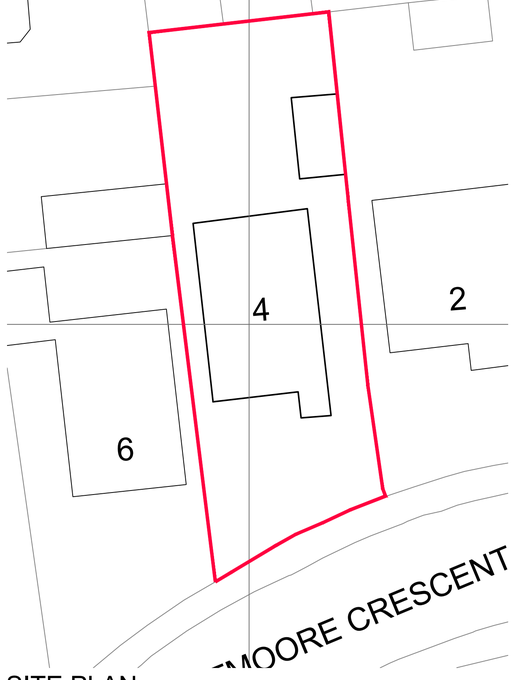

SITE PLAN SCALE 1:200

NYP

Chartered Institute of Architectural Technologists
Registered Practice

1. THIS DRAWING AND THE COPYRIGHTS AND PATENTS THEREIN ARE THE PROPERTY OF NYP ARCHITECTURAL SERVICES LLP REGISTERED IN ENGLAND AND WALES No. 4631338 AND MAY BE USED OR REPRODUCED ONLY UNDER CONTRACT.

2. CONTRACTORS AND SUB-CONTRACTORS MUST CHECK AND AGREE ALL DIMENSIONS BEFORE PREPARING SHOP DRAWINGS OR COMMENCING WORK ON SITE

3. CONTRACTORS ARE RESPONSIBLE FOR INFORMING THE DESIGNER OF ANY DISCREPANCY DISCOVERED ON THIS DRAWING OR BETWEEN THIS DRAWING AND ANY OTHER RELATED DOCUMENT ISSUED UNDER THE STANDARD FORM OF CONTRACT IN RESPECT OF THE WORK.

4. WRITTEN DIMENSIONS ONLY ARE TO BE USED FROM THIS DRAWING. IF IN ANY DOUBT ASK FOR CLARIFICATION.

Notes.

Revisions.

Date	Suffix	Description	Date	Suffix	Description

NYP ARCHITECTURAL SERVICES
BBIC, INNOVATION WAY, BARNSLEY, S75 1JL. Tel: 01226 200989. E-mail : scott@nypas.co.uk / stephen@nypas.co.uk

Project. 4 WESTMOORE CRESCENT BARNSLEY, S75-2JU		Client. A. LOCKE	
Drawing Title. SURVEY AS EXISTING	Date. JUNE 2020	Scale. AS INDICATED	
	Ref. 101-45	Dwg. No. 01	Rev. A

SHEET SIZE A1