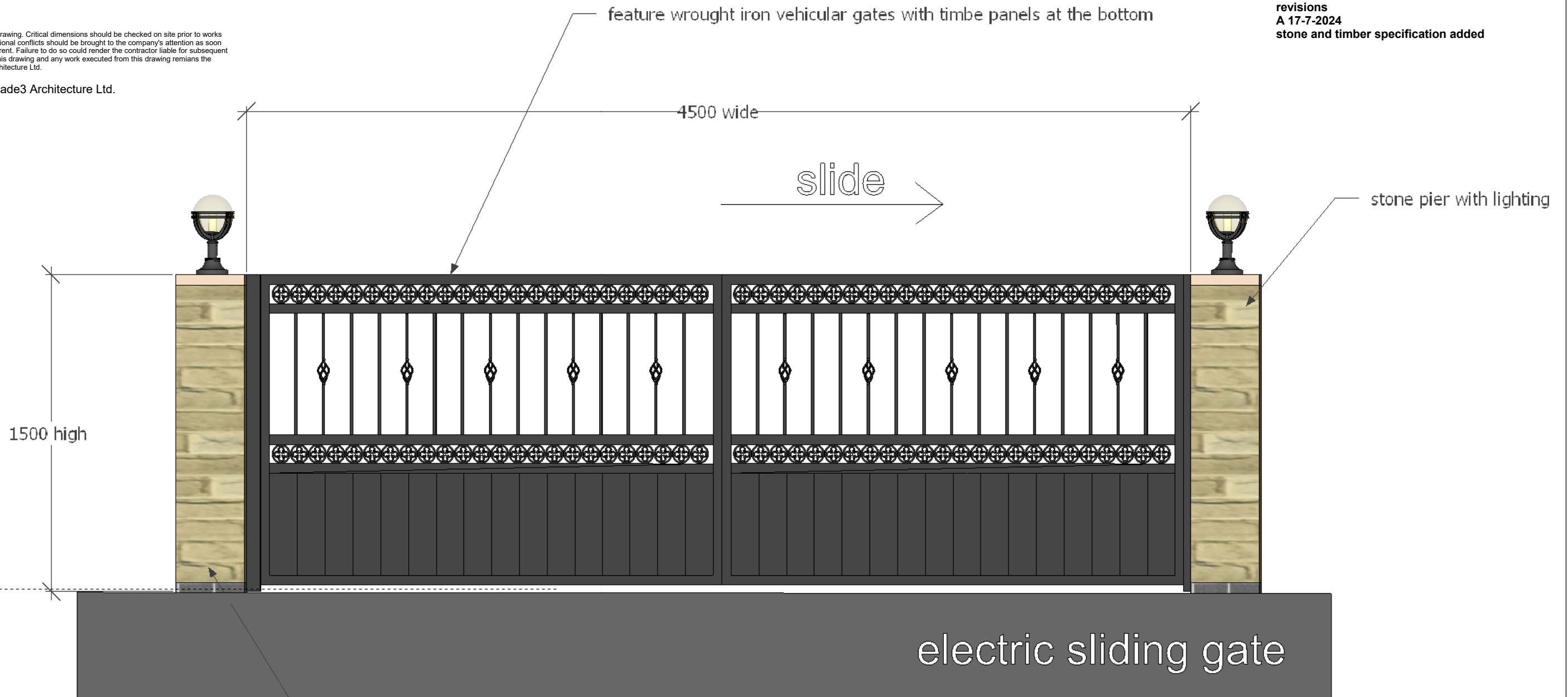


Important Notice
Do not scale off this drawing. Critical dimensions should be checked on site prior to works commencing. Dimensional conflicts should be brought to the company's attention as soon as they become apparent. Failure to do so could render the contractor liable for subsequent losses. Copyright in this drawing and any work executed from this drawing remains the property of Jade3 Architecture Ltd.

© Copyright Jade3 Architecture Ltd.

revisions
A 17-7-2024
stone and timber specification added



pier and lighting Wienerberger Terca Engineering Brick Blue Perforated Class B 65mm up to DPC level with Cromwell pitched- weathered walling stone random sizes 300/440 x 100 x 140 with a natural coloured mortar and stone coping



Jade3 Architecture Ltd

Jade3 Architecture Ltd, Studio 12, Silver Street, Wakefield WF1 1UY
Cellphone . 07535 740097 www.jade3architecture.co.uk

**Stancliffe House Farm
(former kennel site)
Woodhead Road
Wortley
Sheffield
S35 7DA**

Project No.
2023
Enquiry 76

Project Title
Proposed electric operated sliding
vehicular gate

Drawn By

Reviewed By
MC


Scale
1:200
@A3 size

Date
26/06/2024


Drawn No.
131

Reviewed Title

Revision



wienerberger Terca engineering brick blue perforated class B 65mm(or similar) below ground and up to DPC level with grey colour mortar



Cromwell pitched- weathered walling stone random sizes 300/440 x 100 x 140 with natural mortar