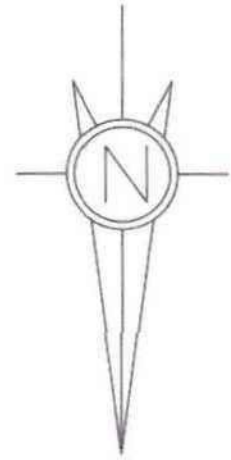


Client: Interserve Construction Ltd
 Drawing Title: Proposed Site Plan
 Project: Earlswood Autistic Hospital
 Project No.: 3301-03 (9)-04
 Drawing No.: C
 Project No.: 3301-03 (9)-04
 Drawing No.: C

RACE
 COTTAM
 ASSOCIATES

Website: www.racecottam.com
 3 Vivant House | 3rd Floor | 101 St. James Street | London SE1 1AF
 020 779 7881 | 020 779 7881

RECEIVED
 3 JUL 2012
 CONSTRUCTION
 EARLSWOOD



NOTE: Existing Site Plan based on BWB Topographical Survey, "Proposed layout rev a.dwg" received 02.03.12. SYK544727. Red Line Boundary based on Land Registry plan title no.

Graphical Scale 1500

Revision	Date	Drawn	Approved
A	14.06.12	MJB	DC
B	18.06.12	MJB	DC
C	27.06.12	MJB	DC

A LAYOUT REVISED TO A11 BLOCK C PLAN
 B ESCAPE DOORS ADDED TO C & D
 C LAYOUT REVISED FOLLOWING USER CONSULTATION; ENTRANCE TO BLOCKS AND FLIPPED; GARDEN AREAS ADDED; EXTERNAL LEVELS ADDED

Drawn by: MJB
 Date: 07.06.12
 Scale: 1500 @ A1

Sheet No.	MBB	Class	180312	Scale	1:100	Sheet	of	AA
Date	11/20/13	Author	MBB	Designer	MBB	DC		
Approved By	DC	Checked		Scale				
Revision		Drawn		Project				

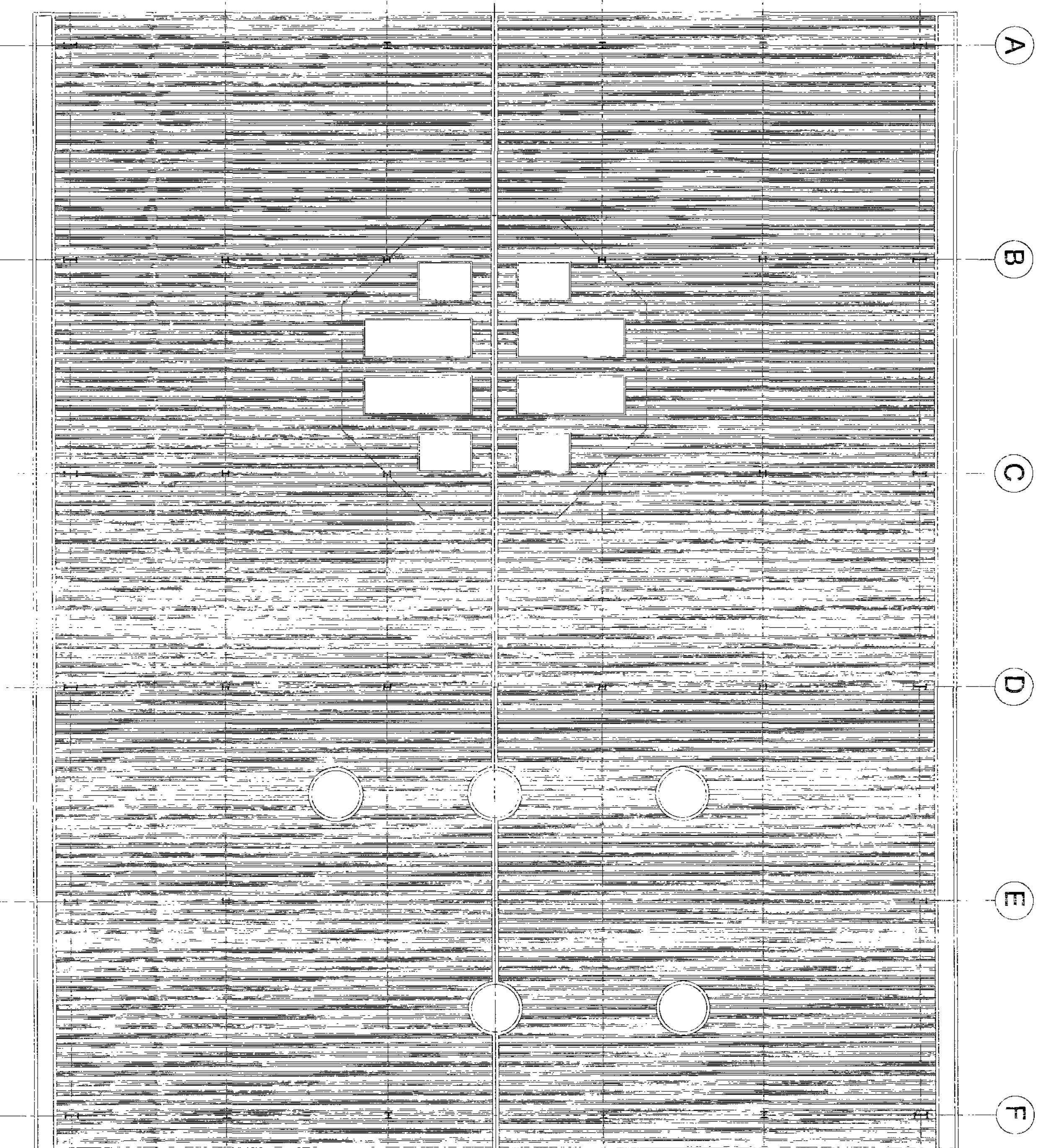
A. LAYOUT REGISTER FOLLOWING SHEET

Sheet No.	MBB	Class	180312	Scale	1:100	Sheet	of	AA
Date	11/20/13	Author	MBB	Designer	MBB	DC		
Approved By	DC	Checked		Scale				
Revision		Drawn		Project				

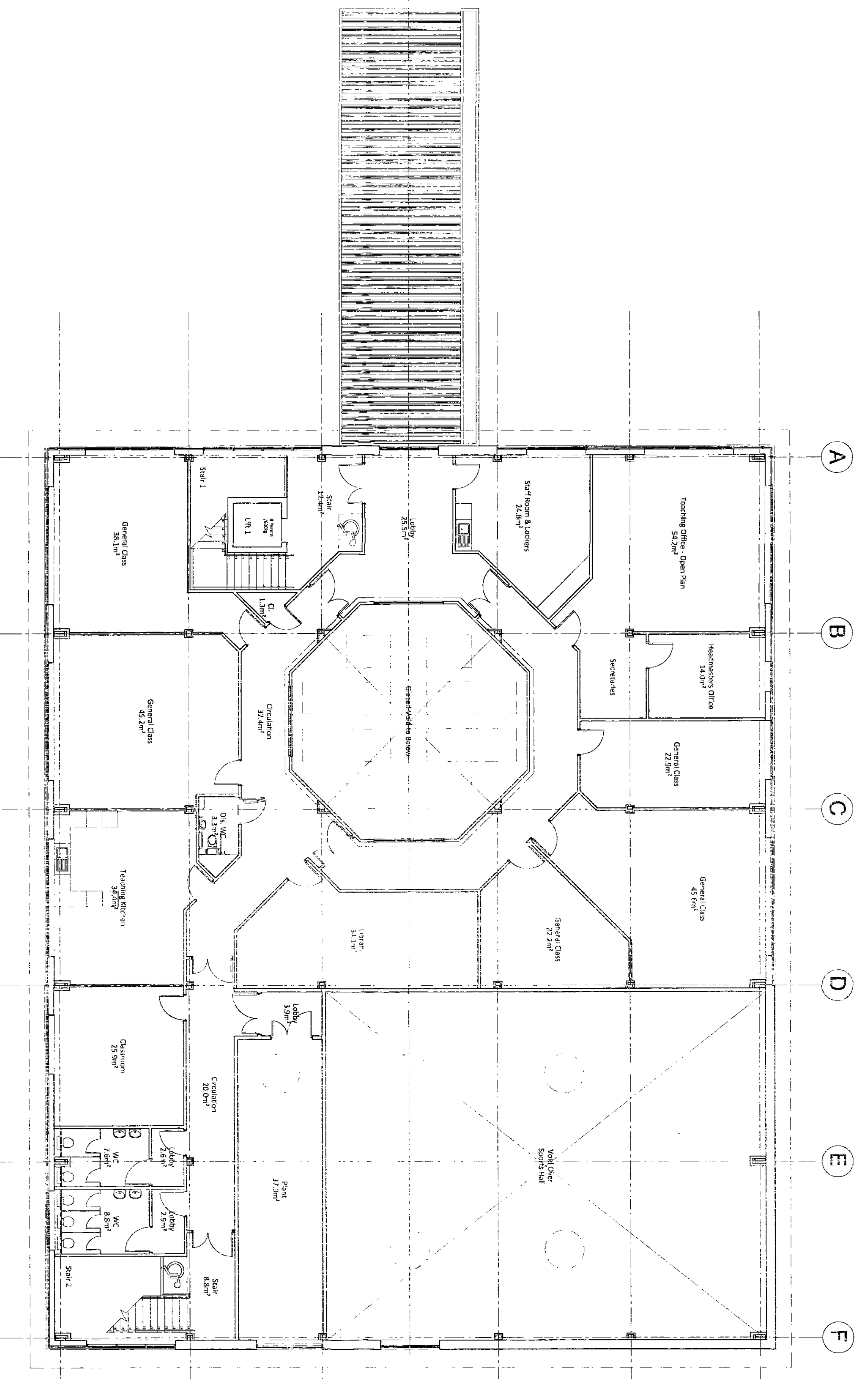
B. FIRST FLOOR PLAN (MOVED TO EXTERNAL)

Sheet No.	MBB	Class	180312	Scale	1:100	Sheet	of	AA
Date	11/20/13	Author	MBB	Designer	MBB	DC		
Approved By	DC	Checked		Scale				
Revision		Drawn		Project				

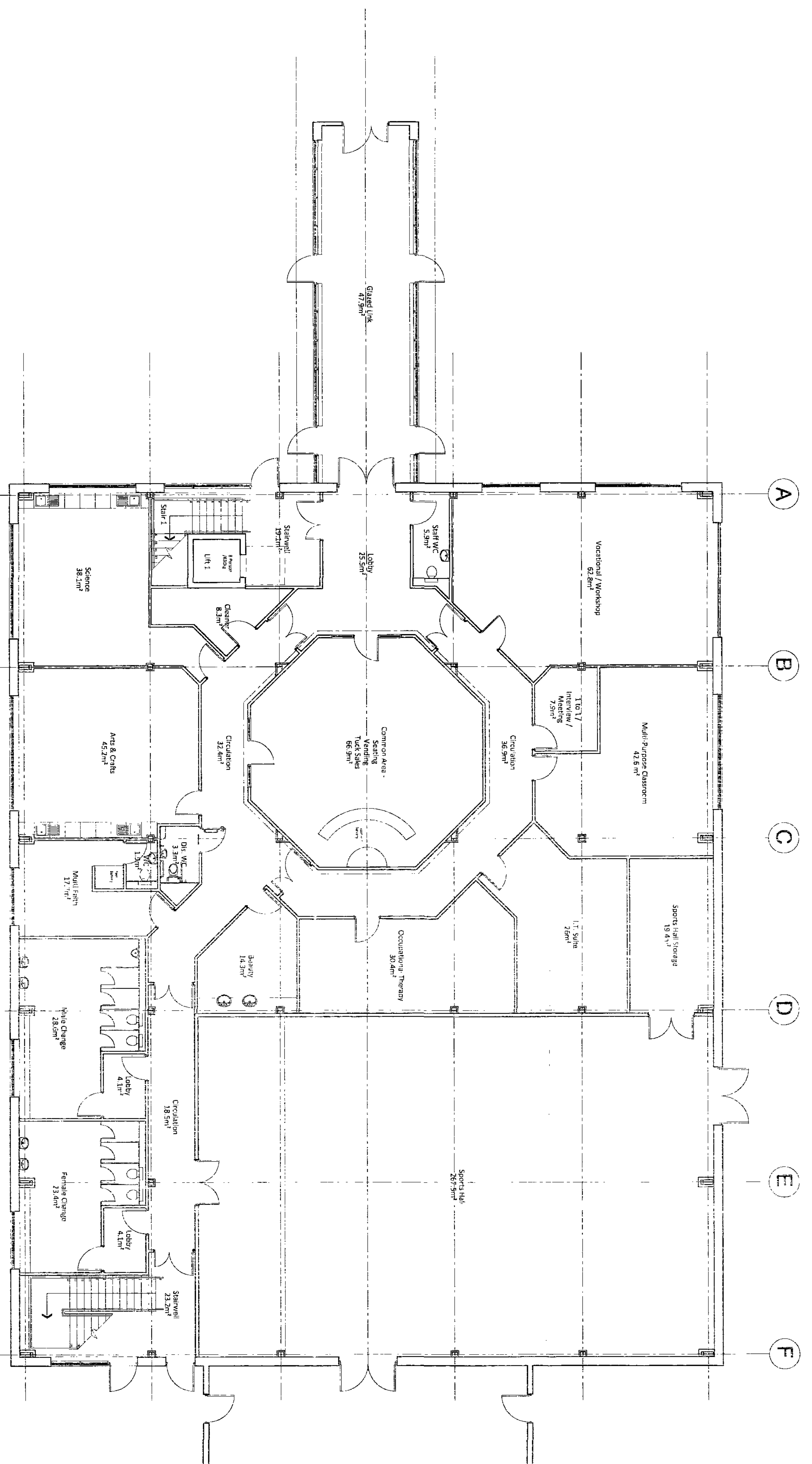
C. TOTAL: 1551m²



Proposed Roof Plan - Scale 1:100

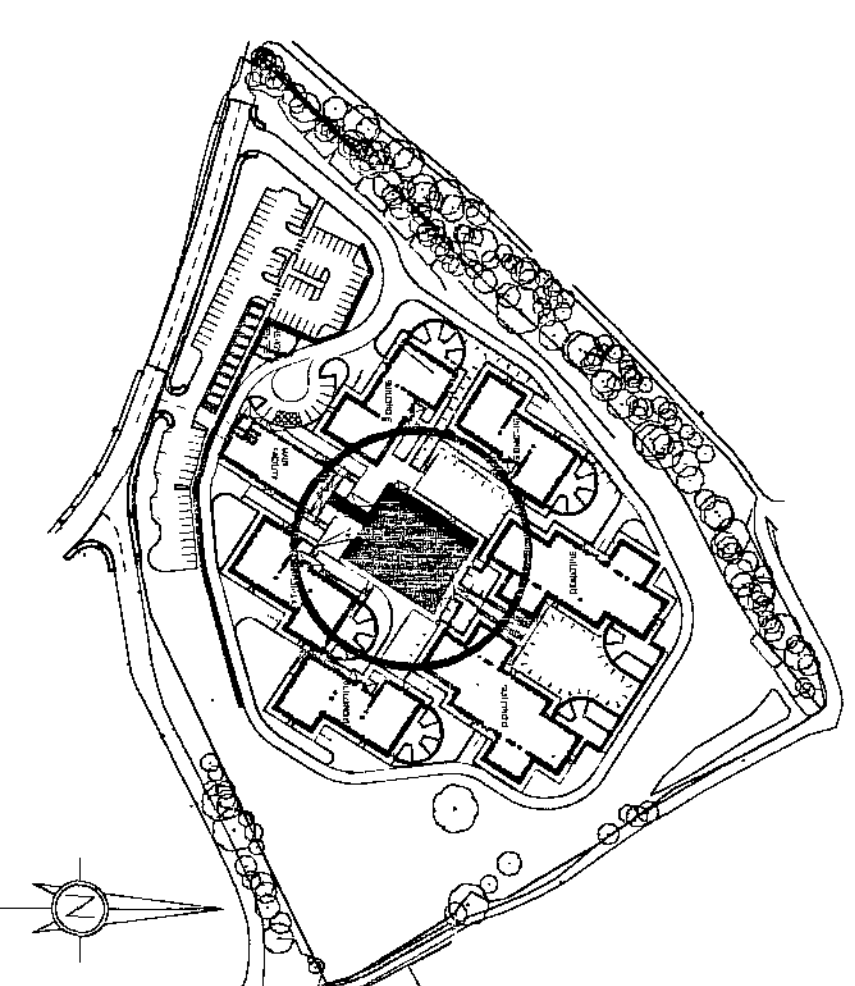


Proposed First Floor Plan - Scale 1:100



Proposed Ground Floor Plan - Scale 1:100

Activity Hub + Link Corridor
 GFA: Ground Floor 967m²
 First Floor 584m²
 TOTAL: 1551m²

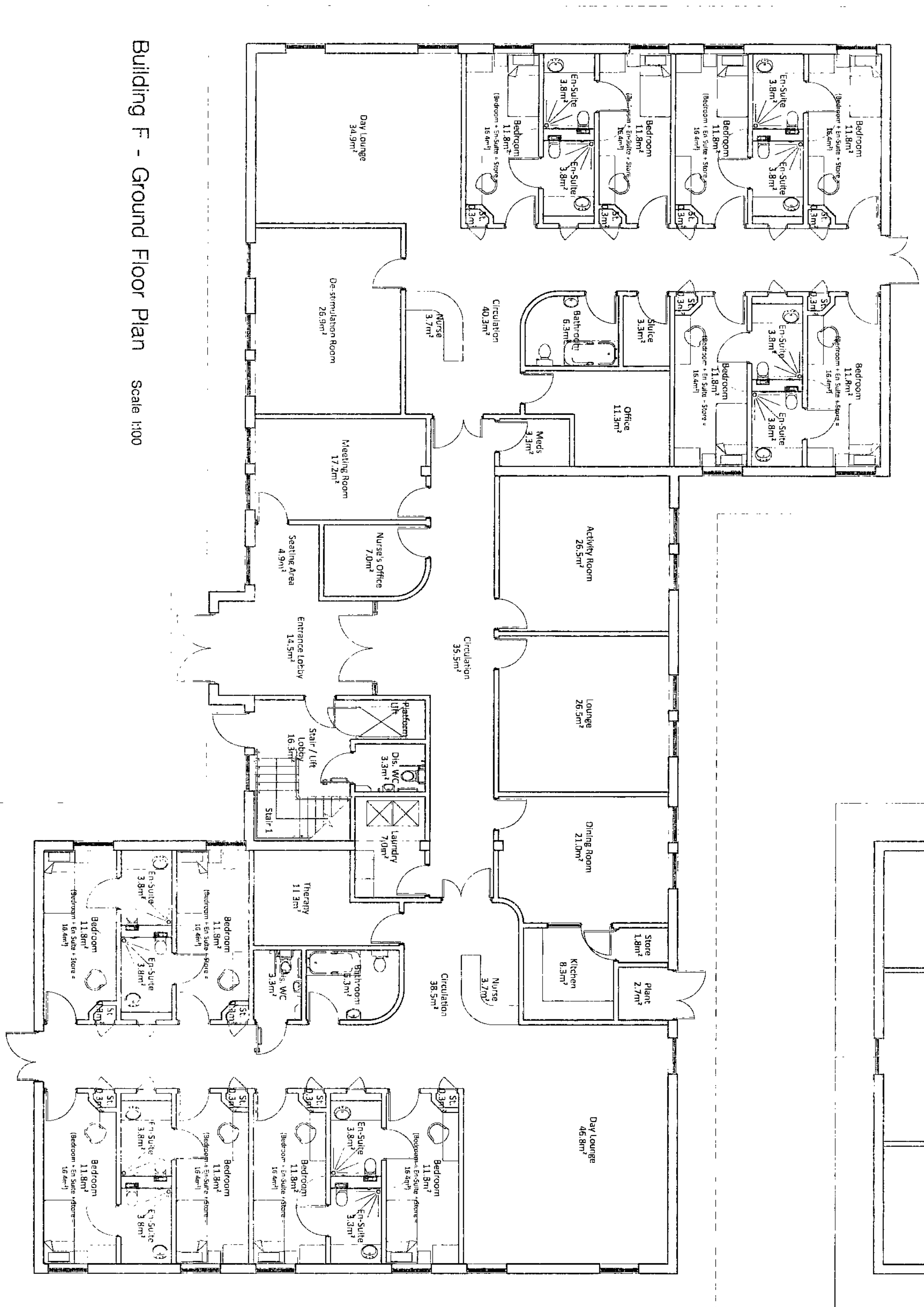
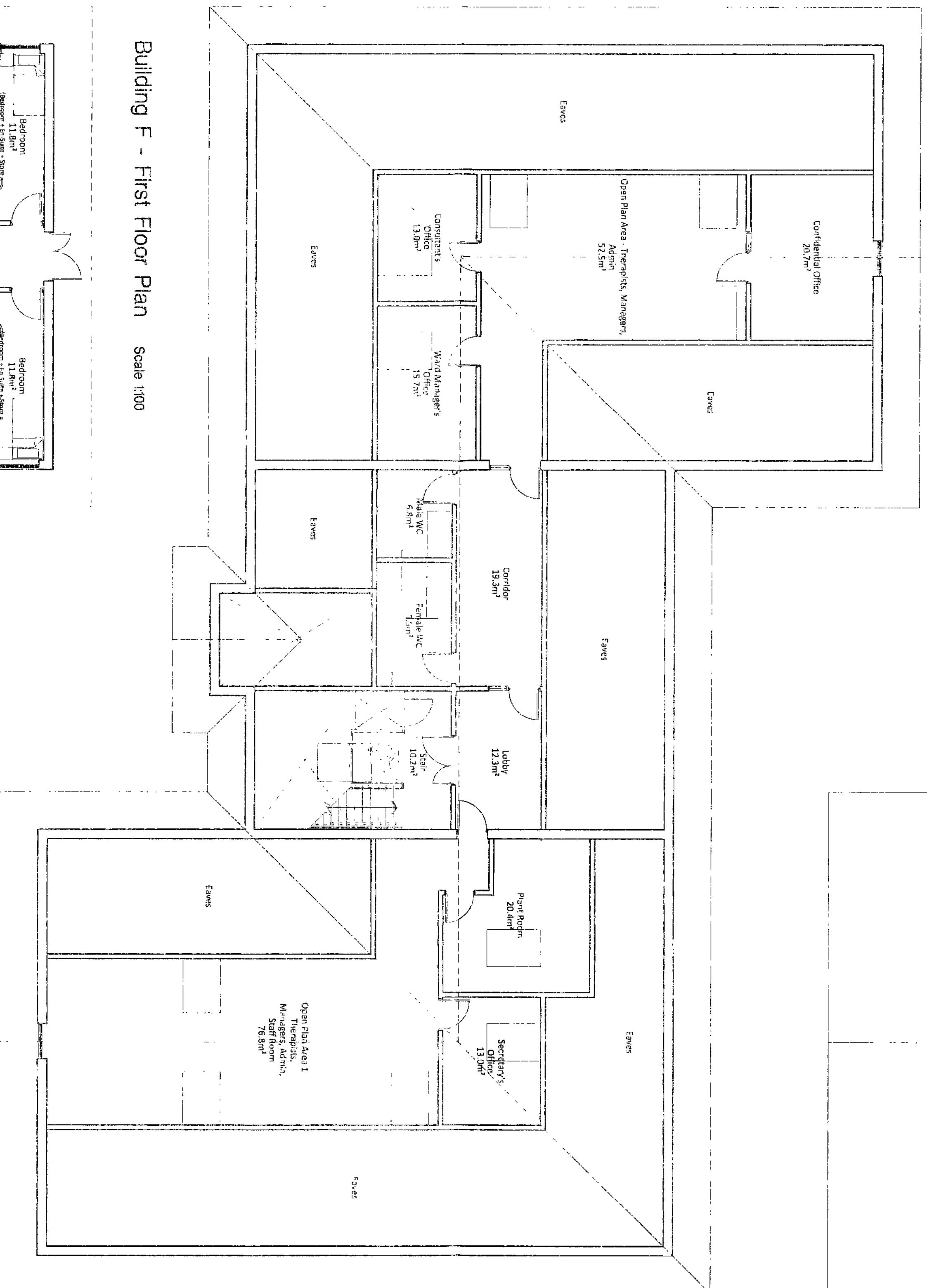
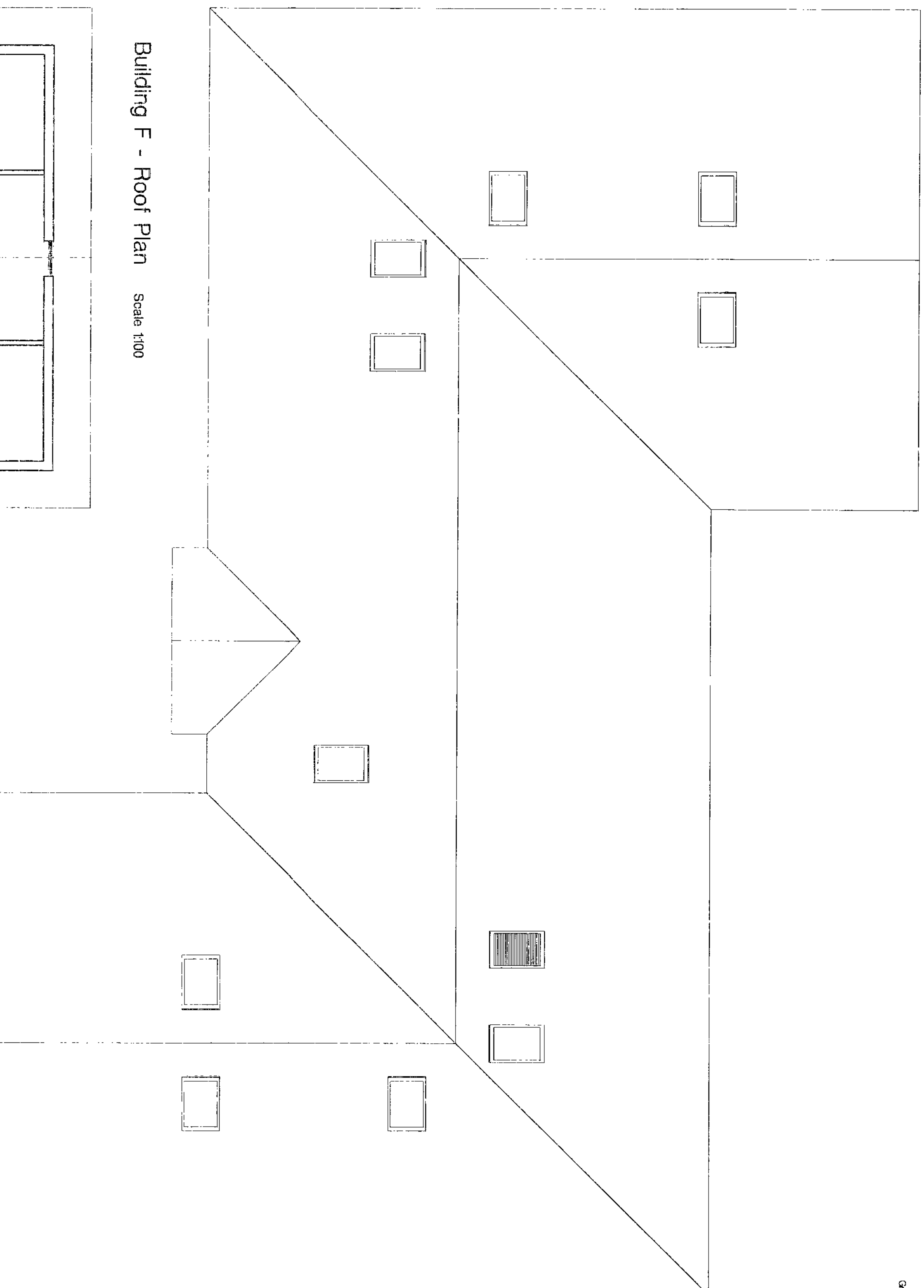


Activity Hub - Location Plan Scale 1:2500

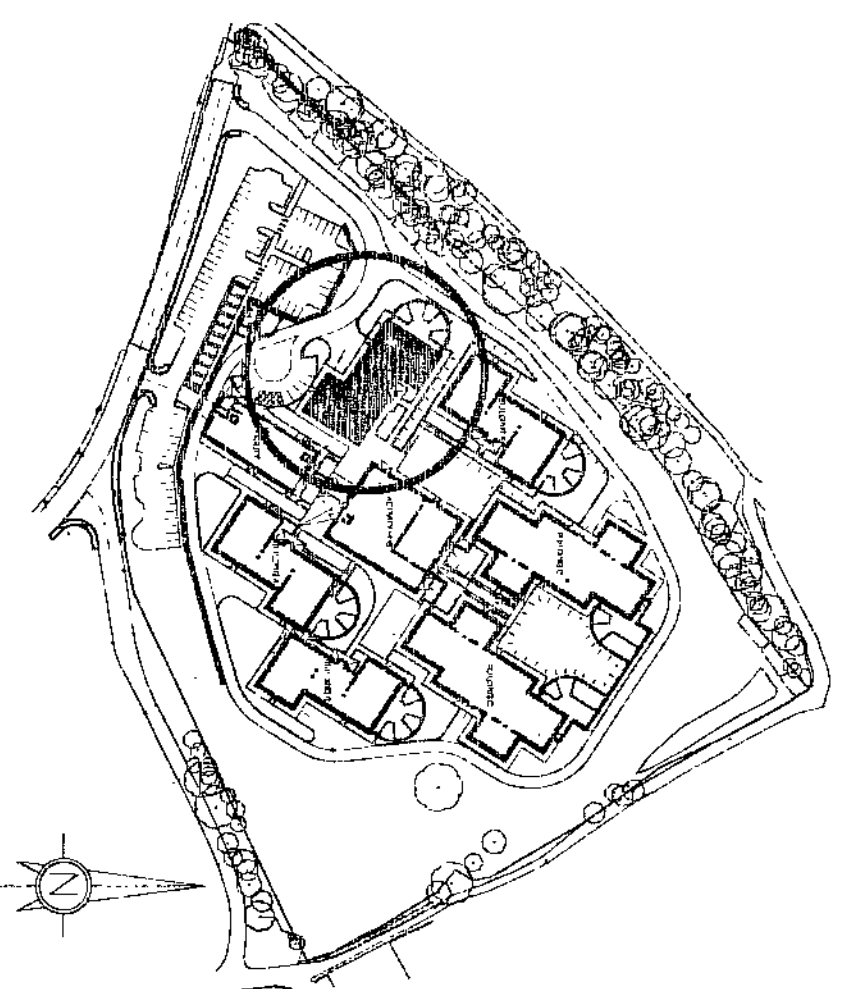
DRAFT	
Client	Drawing Title
Interserve Construction Ltd	Activity / Resource Hub Plans
Project	Project No.
Earlswood Aislisic Hospital	3301-03
Revision	Sheet No.
- J.M.B.	2-118
Author	Scale
MBB	C

© The drawing is the property of Inter Serve Construction Ltd. No part may be copied or reproduced without the written permission of Inter Serve Construction Ltd.

Drawn by:	RH	Date:	08/06/12	Scale:	1:100	@	A1
Status:	Approved	Revised	None	Completed	Unit Area		
Drawn:	M.S.	Checked:	M.S.				
Approved by:	M.S.						
Revision	Date	Drawn	Approved				
A - FIRST FLOOR LAYOUT AREA, ROOMLIGHTS AND ROOF OVERHANG REVISION	12/06/12	MJB	DC				
B - LAYOUT REVISION FOLLOWING USER	14/06/12	MJB	DC				
C - LAYOUT REVISION FOLLOWING USER CONSULTATION	27/06/12	MJB	DC				



Building F:
Specialist Open Unit for Severe Autistic Spectrum Disorder (ASD),
12 Beds (2 Groups 6 Mixed)
Low Security
GIFA: Ground Floor: 675m²
First Floor: 287m²
TOTAL: 962m²



DRAFT

Client: Interserve Construction Ltd
Project: Earlswood Autistic Hospital

Drawing Title: Building F Plans Open Severe ASD Unit

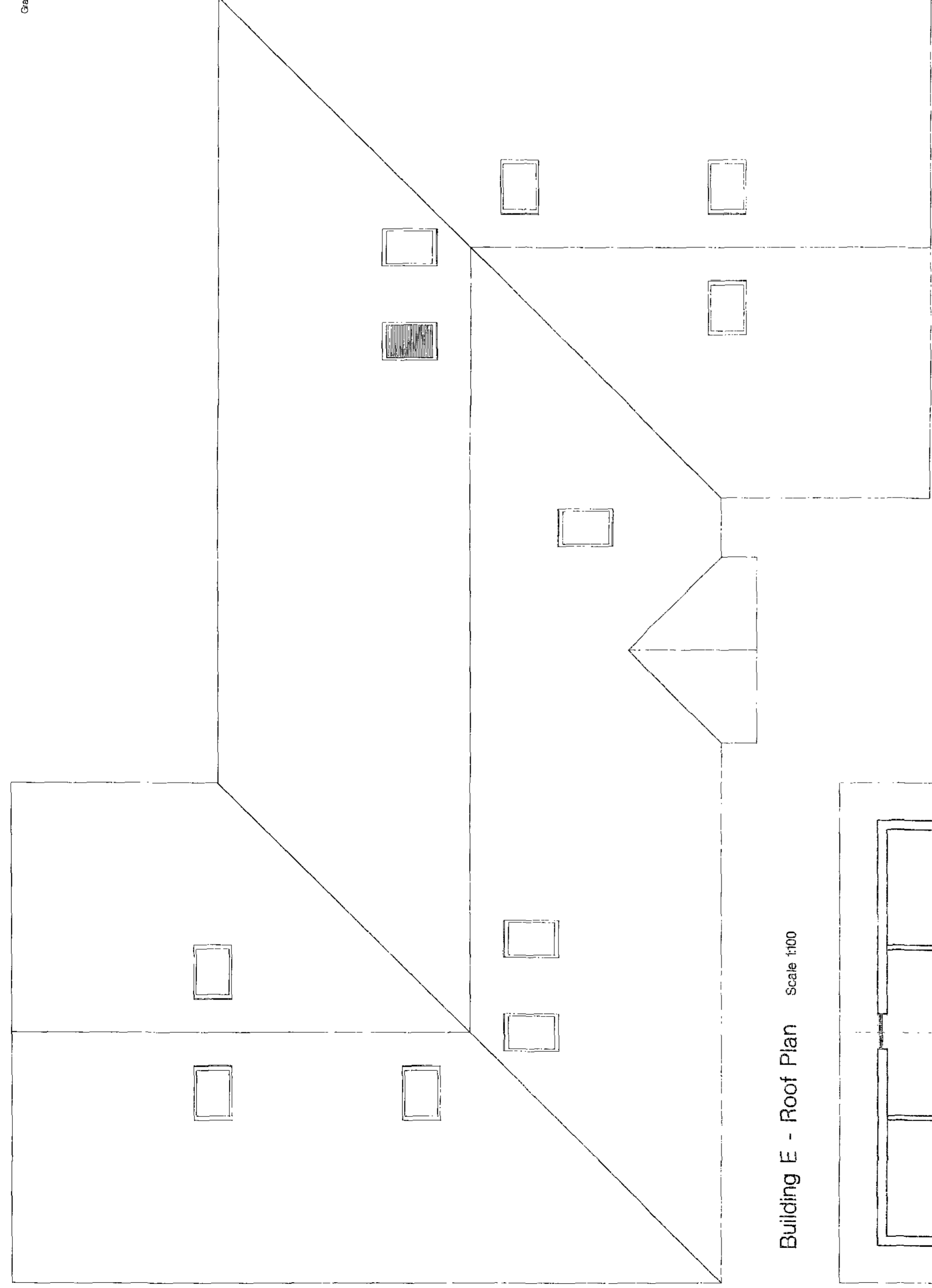
Figure No: 3301-03
Sheet No: (2-1)6
Rev: C

SPACE COMPANIES ASSOCIATES

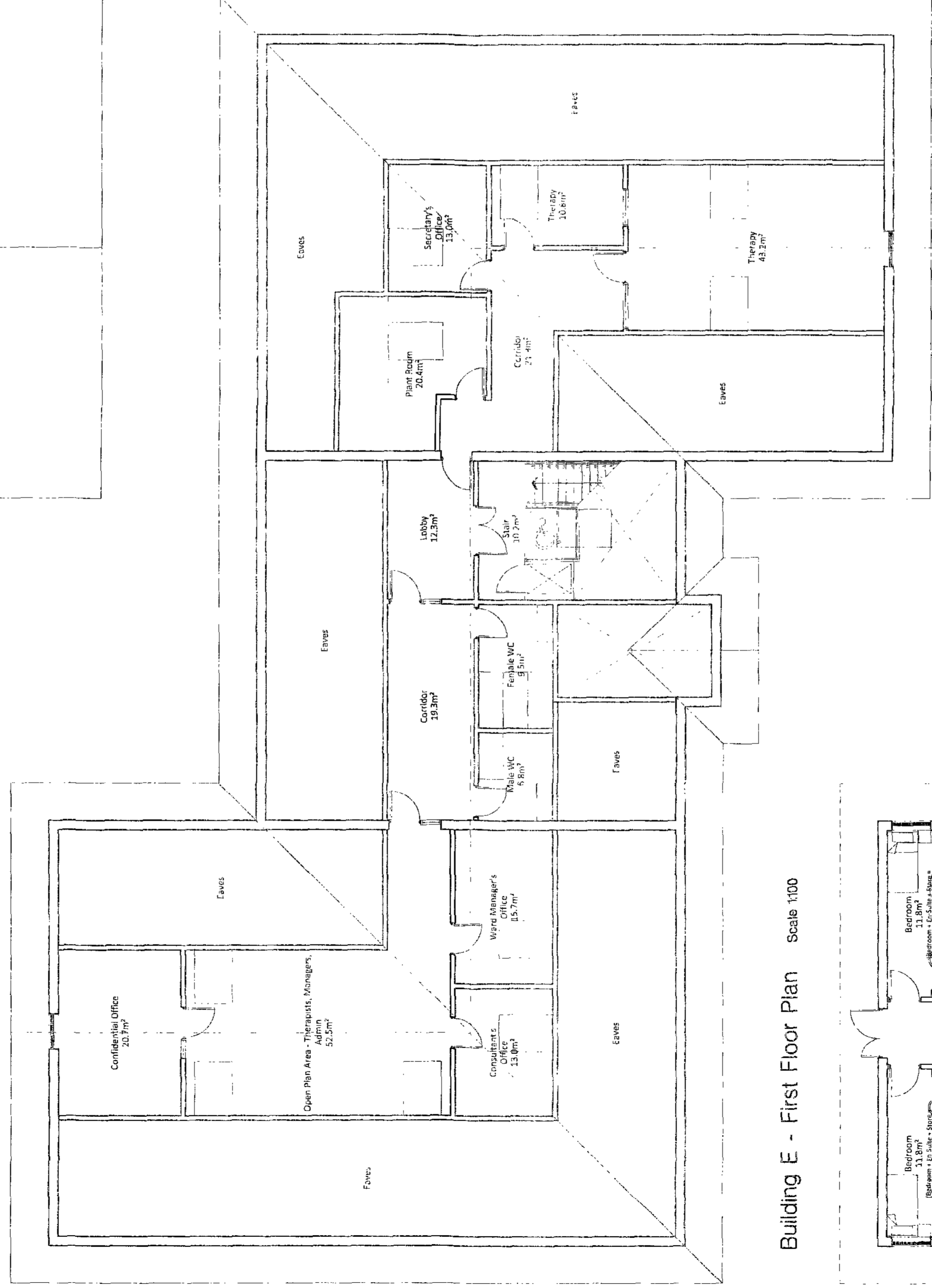
3rd Floor, 100, Abchurch Lane, London EC4N 3DF
Tel: 020 7490 8000
www.spacecompanies.co.uk

Drawn by	RH	Date	08.06.12	Scale	1:100 @ A1
Status	Revised	Prepared by	MB	Checked by	MB
Drawn by	MB	Date	12.06.12	Scale	1:100 @ A1
Drawn by	MB	Date	14.06.12	Scale	1:100 @ A1
Drawn by	MB	Date	27.06.12	Scale	1:100 @ A1

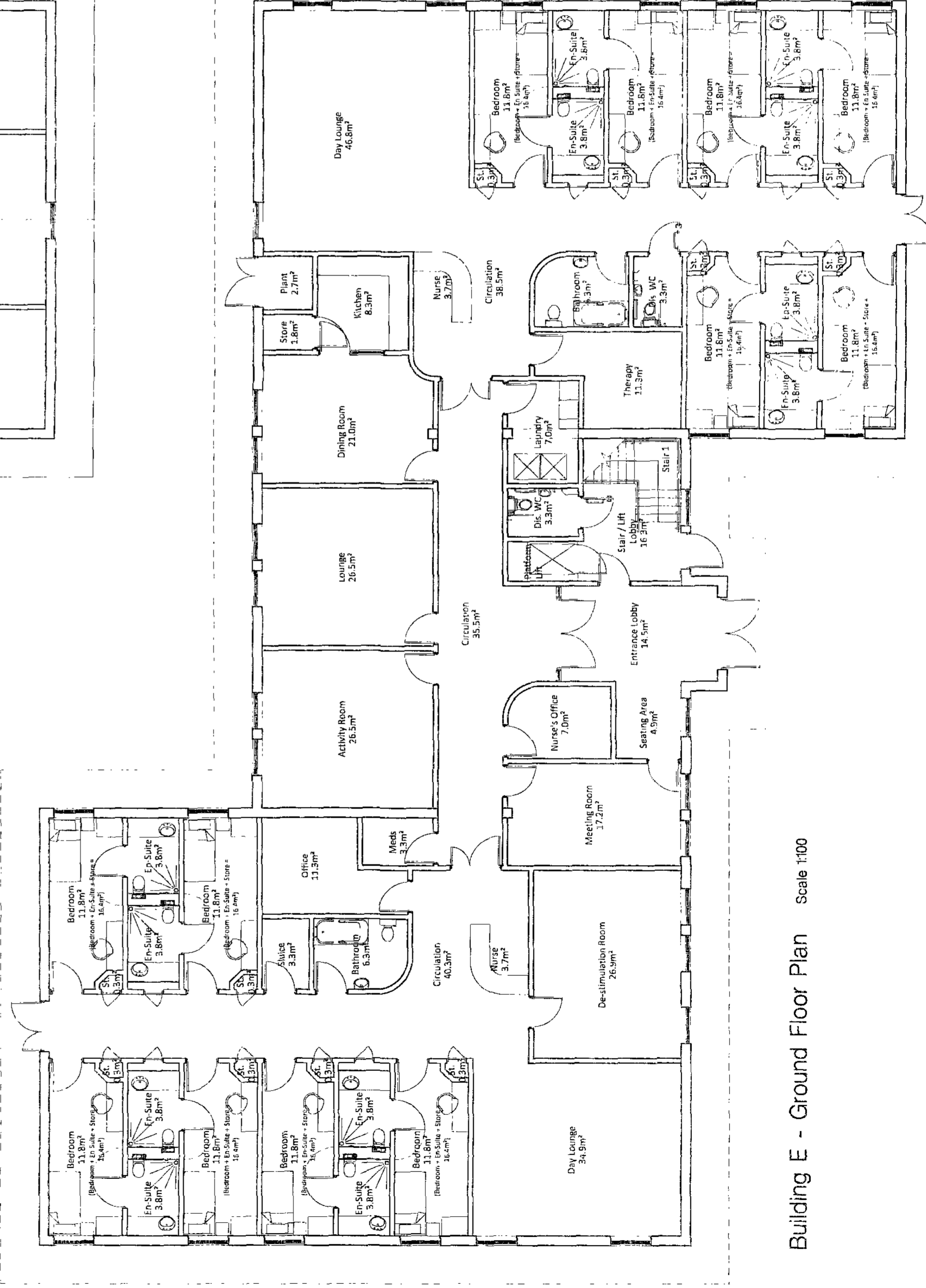
Approved
 A - FIRST FLOOR LAYOUT, AREA, ROOFLIGHTS AND ROOF OVERHANG REVISED. 12.06.12 MJB DC
 B - LAYOUT REVISED FOLLOWING USER CONSULTATION. 14.06.12 MJB DC
 C - LAYOUT REVISED FOLLOWING USER CONSULTATION. 27.06.12 MJB DC



Building E - Roof Plan Scale 1:100



Building E - First Floor Plan Scale 1:100

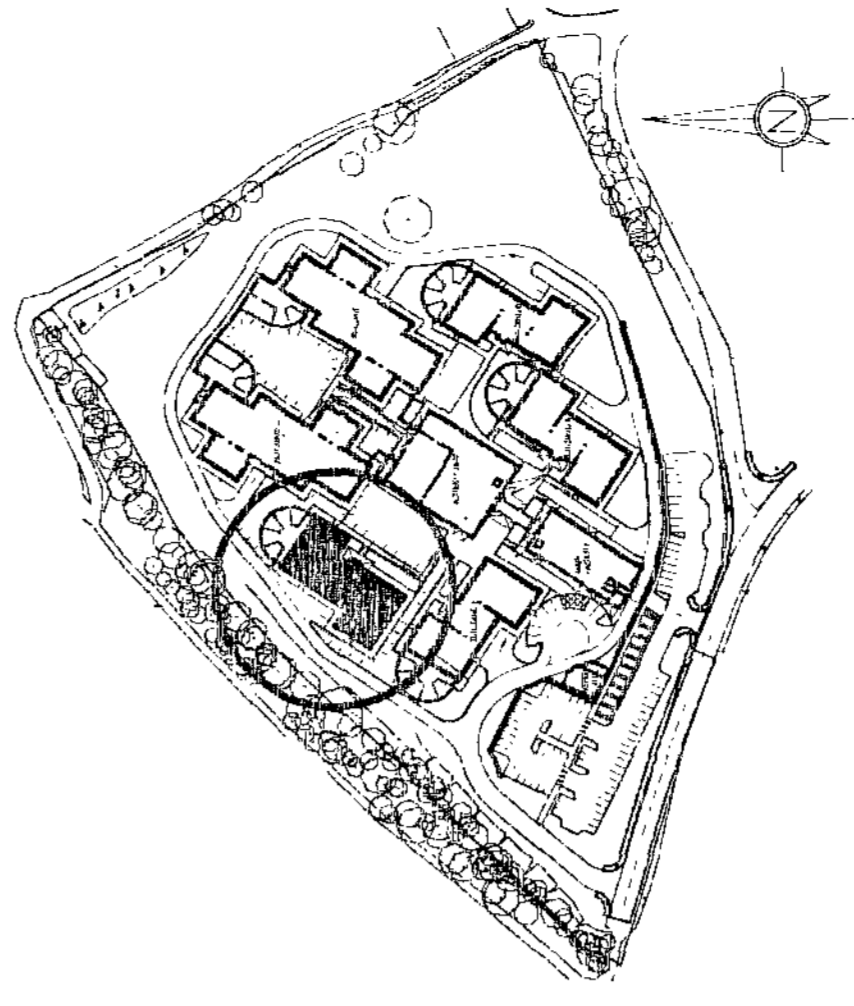


Building E - Ground Floor Plan Scale 1:100

Building E:
 Specialist Low Secure Rehabilitation Unit for Severe ASD / LD.

12 Beds (Mixed)
 Low Security

GIFA: Ground Floor: 675m²
 First Floor: 287m²
TOTAL: 962m²

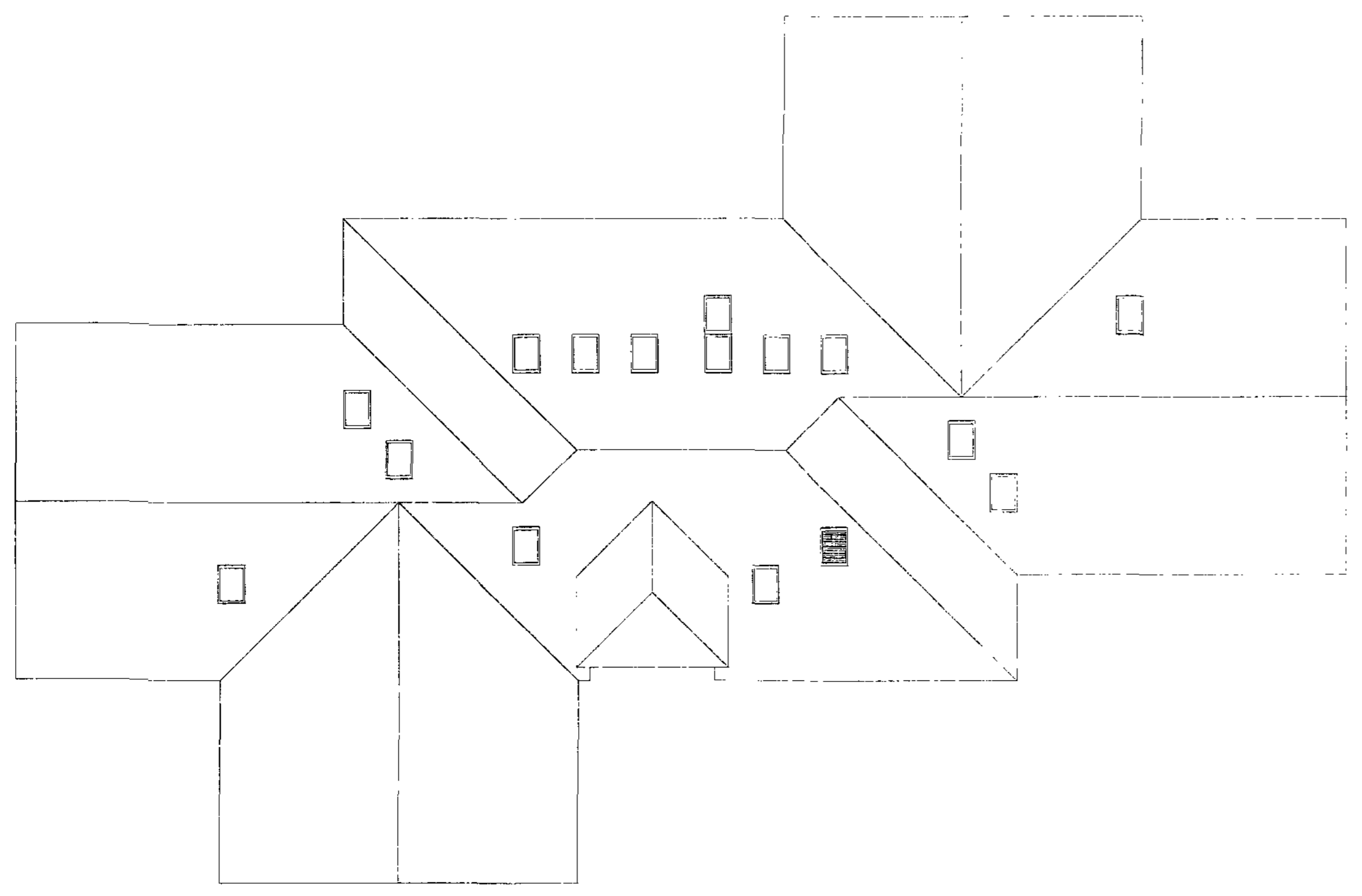


Building E - Location Plan Scale 1:2500

DRAFT	
Client	Interserve Construction Ltd
Drawing Title	Building E Plans
Project	Earlswood Autistic Hospital
Project No	3301-03 (2-14)
Drawing No	C
Date	3 Jul 2012
Site: 5th Street, Earlswood, CV40 3JF, Warwickshire, UK Tel: 01454 511111 Fax: 01454 511112 Email: info@rao.co.uk Website: www.rao.co.uk	

Graphical Scale 1:100

Drawn by	MJB	Date	15.06.12	Scale	1:100	@	A1
Status	Preparation	Preparation	Minor	Construction	Last Issue		
Check							
Approved by							
Revised							
A - LAYOUT REVISED FOLLOWING USER CONSULTATION				Date	27.06.12	Drawn	MJB
				Date		Approved	DC



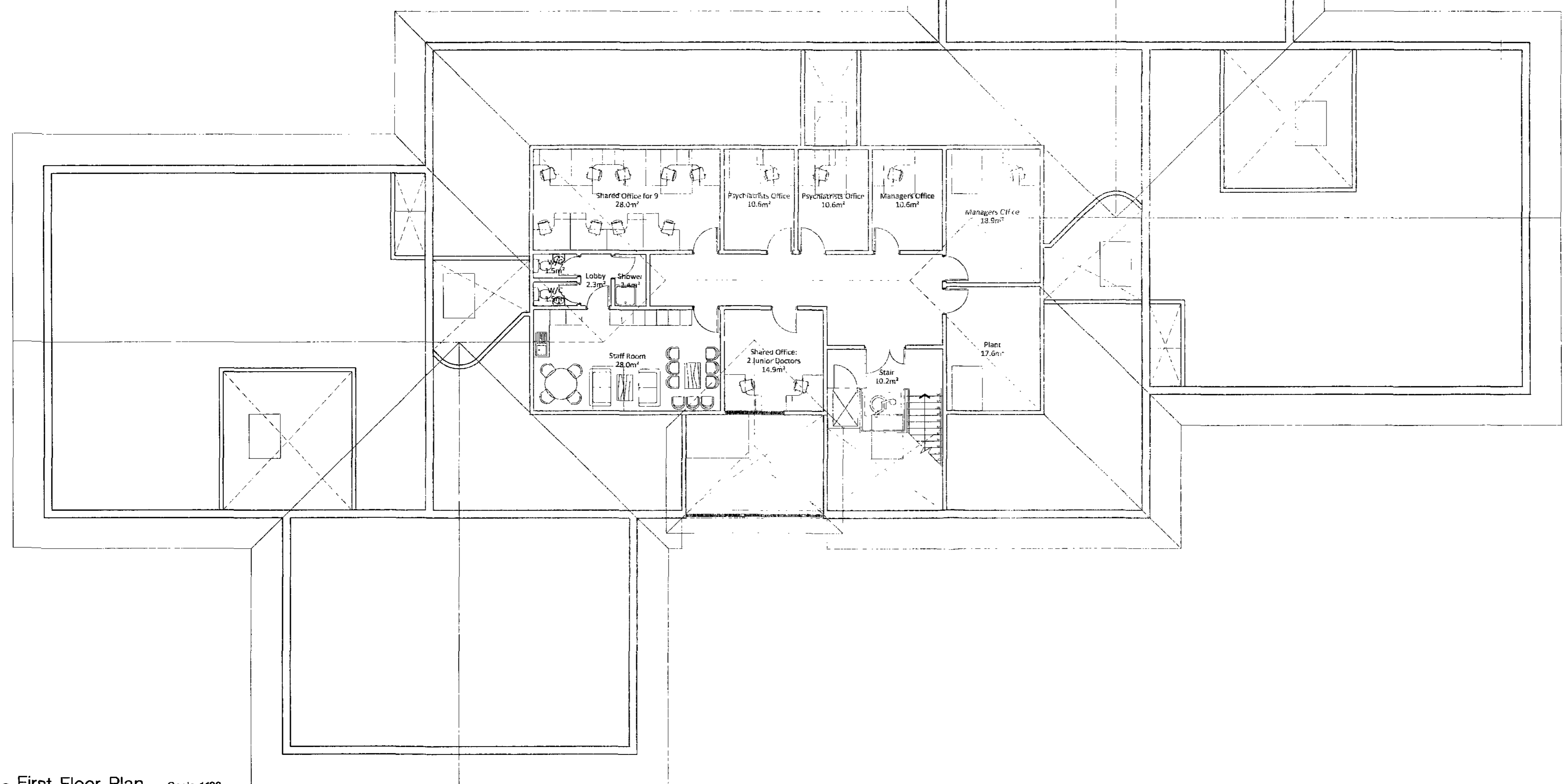
Building D - Roof Plan Scale 1:200

Building D:
 Specialist Open Unit for Severe Learning Disabilities (LD)
 &
 Specialist Secure PICU Unit for Severe ASD and/or LD

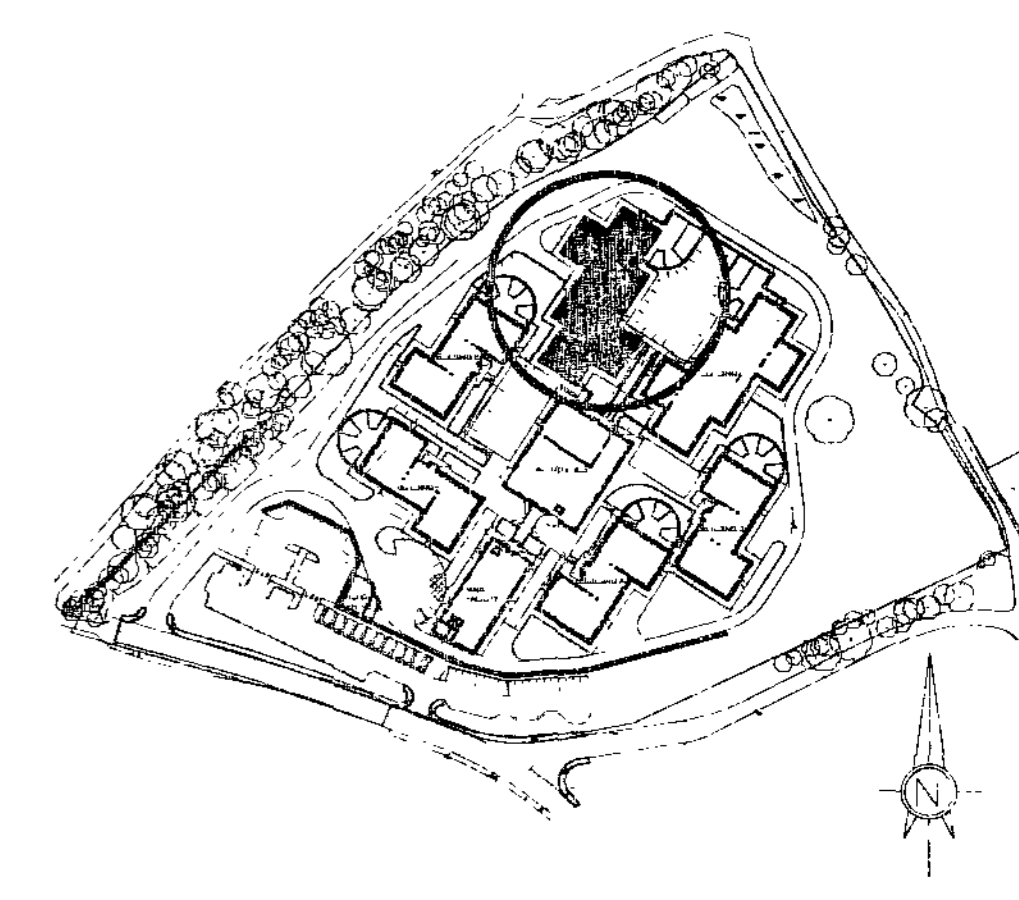
24 Beds (12 Mixed (6&6), 12 Mixed (6&6))

Medium Security

GIFA: Ground Floor: 1110m²
 First Floor: 197m²
 TOTAL: 1307m²




Building D - First Floor Plan Scale 1:100



Building D - Location Plan Scale 1:2500

DRAFT

Client Interserve Construction Ltd	Drawing Title Building D Plans Severe LD. & Secure PICU / Severe ASD/LD
Project Earlswood Autistic Hospital	Date 3 JUL 2012
Project No 3301-03	Revision (2)-12
	Sheet A



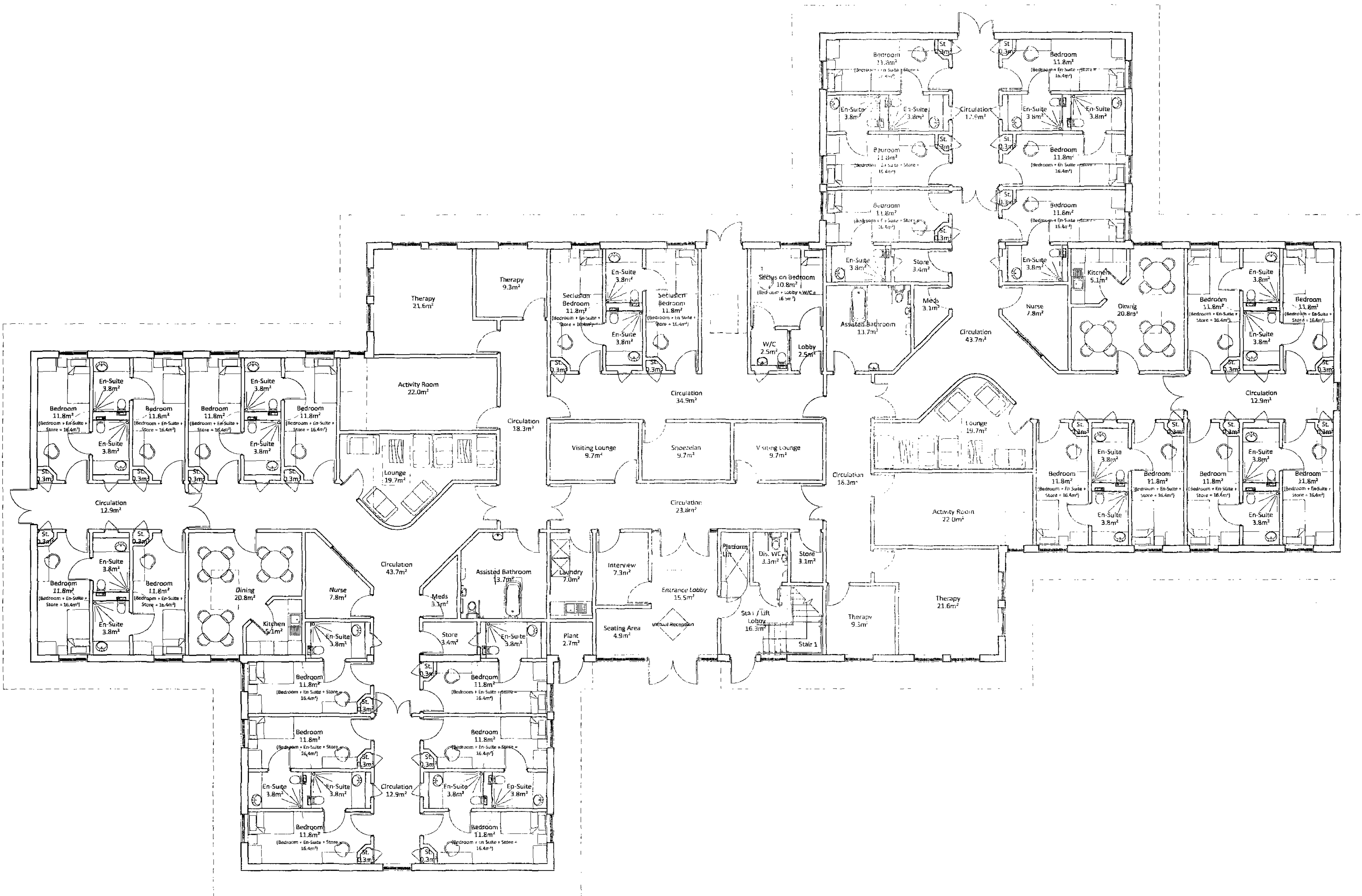
Office: Suite 104, 105, 106, 107, 108, 109, 110, 111, 112, 113, 114, 115, 116, 117, 118, 119, 120, 121, 122, 123, 124, 125, 126, 127, 128, 129, 130, 131, 132, 133, 134, 135, 136, 137, 138, 139, 140, 141, 142, 143, 144, 145, 146, 147, 148, 149, 150, 151, 152, 153, 154, 155, 156, 157, 158, 159, 160, 161, 162, 163, 164, 165, 166, 167, 168, 169, 170, 171, 172, 173, 174, 175, 176, 177, 178, 179, 180, 181, 182, 183, 184, 185, 186, 187, 188, 189, 190, 191, 192, 193, 194, 195, 196, 197, 198, 199, 200

Website: www.racecotton.com

© This drawing is the copyright of Race Cotton Associates Ltd. Do not scale from this drawing.

Graphical Scale: 1:100

Drawn by	MJB	Date	15.06.12	Scale	1:100	Sheet	A1
Status	Final	Revision	0	Construction	Final Issue		
Approved by							
Revision		Date		Drawn		Approved	
A - LAYOUT REVISED FOLLOWING USER CONSULTATION				27.06.12	MJB	DC	

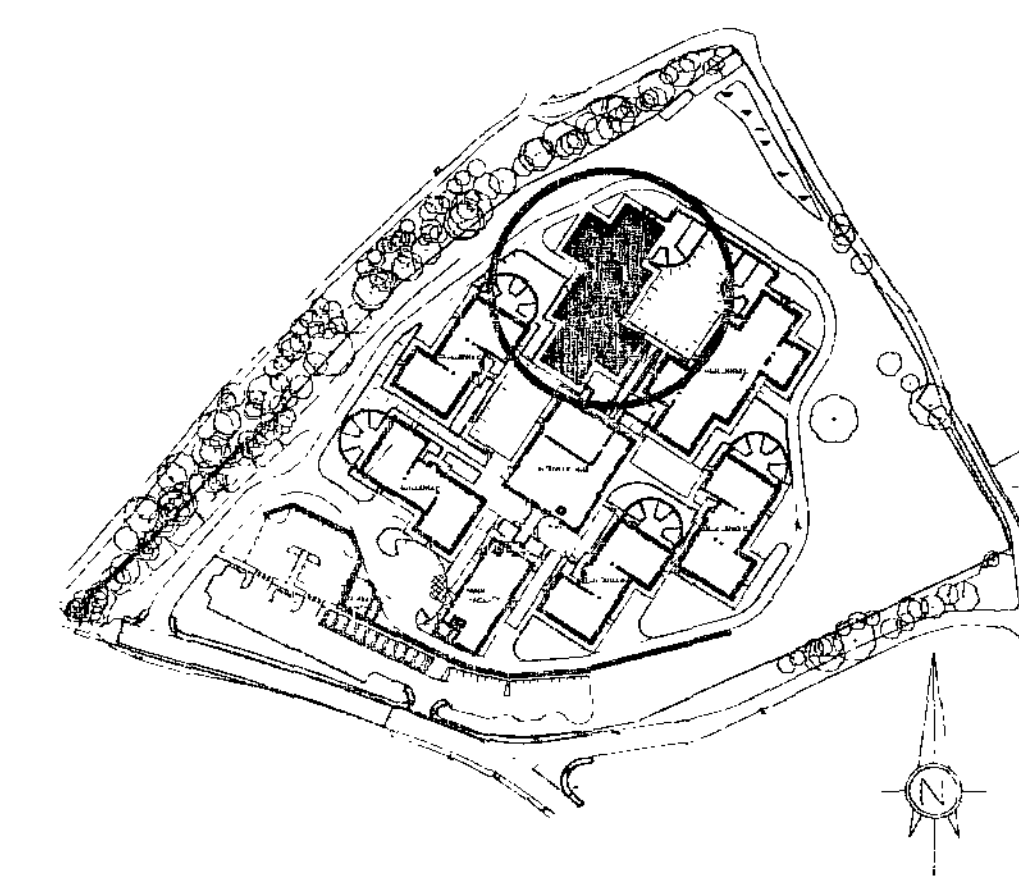


Building D:
 Specialist Open Unit for Severe Learning Disabilities (LD)
 &
 Specialist Secure PICU Unit for Severe ASD and/or LD

24 Beds (12 Mixed (6&6), 12 Mixed (6&6))

Medium Security

GIFA: Ground Floor: 110m²
 First Floor: 197m²
 TOTAL: 1307m²



Building D - Location Plan Scale 1:2500

DRAFT

Client:	Interserve Construction Ltd	Drawing Title:	Building D Plans Severe LD. & Secure PICU / Severe ASD/LD
Project:	Earlswood Autistic Hospital	Date:	5 JUL 2012
Project No:	3301-03	Drawing No:	(2)-11
		Rev:	A

RACE COOTNAM ASSOCIATES

Sheffield Studio - 3 Westwood Way, Solly Street, Sheffield | S1 4BB | Tel: 0114 273 7050 | Fax: 0114 273 7051

Website: www.racecotnam.com

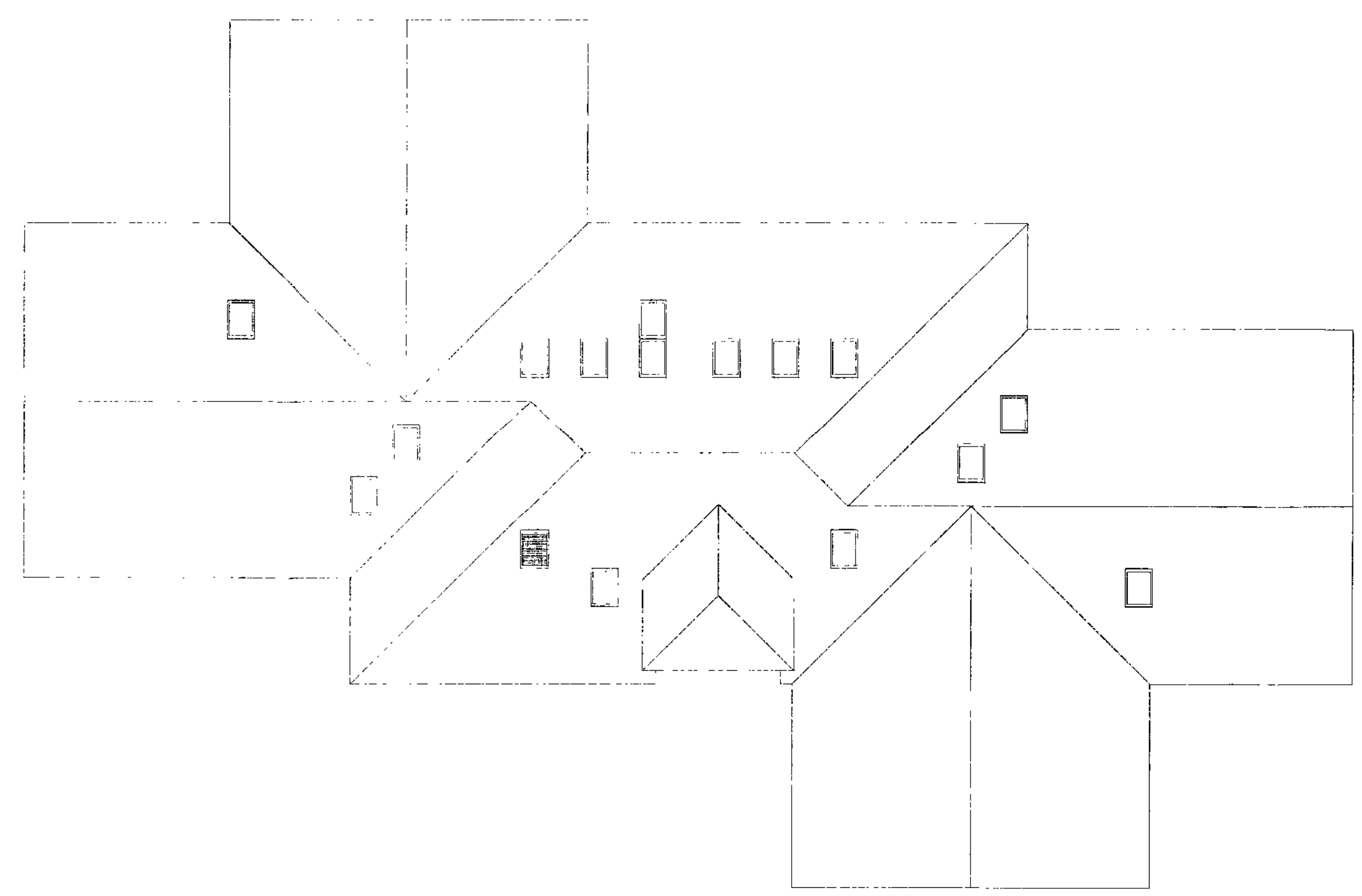
© The drawing is the copyright of Race Cotnam Associates Ltd. Do not scale from the drawing.

Building D - Ground Floor Plan Scale 1:100

Graphical Scale 1:100

Drawn By	MJB	Date	15.06.12	Scale	1:100	@	A1
Status	Interim	Prepared By	DC	Checked By	DC	Drawn	DC
Date	15.06.12	Drawn	DC	Approved	DC		
Revision		Date		Drawn		Approved	

A - LAYOUT REVISED FOLLOWING USER CONSULTATION 27.06.12 MJB DC



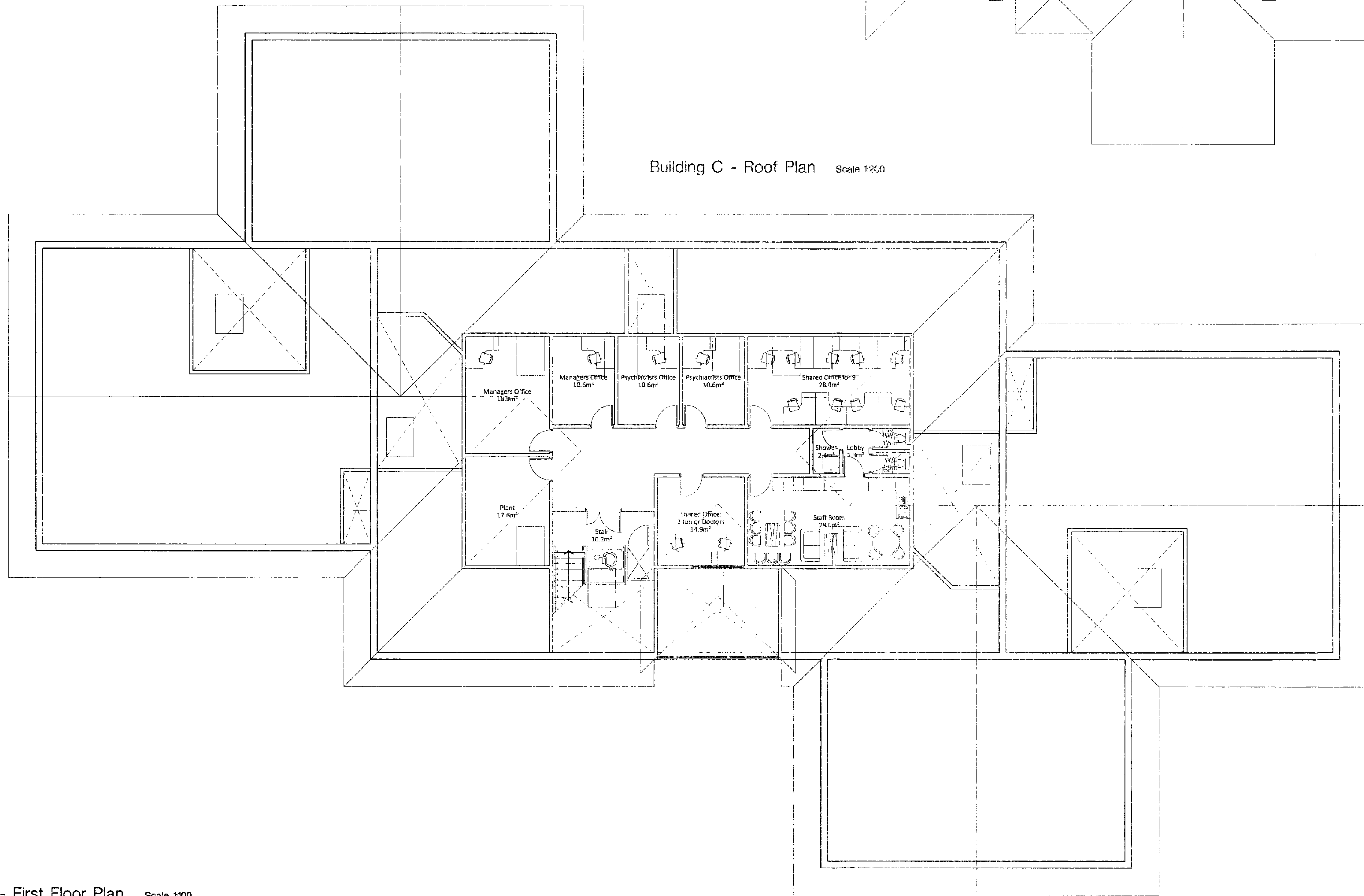
Building C - Roof Plan Scale 1:200

Building C:
Adolescent Psychiatric Intensive Care Unit (PICU)
&
Female Low Secure Therapeutic and Rehabilitative Unit
for Emergent Personality Disorder.

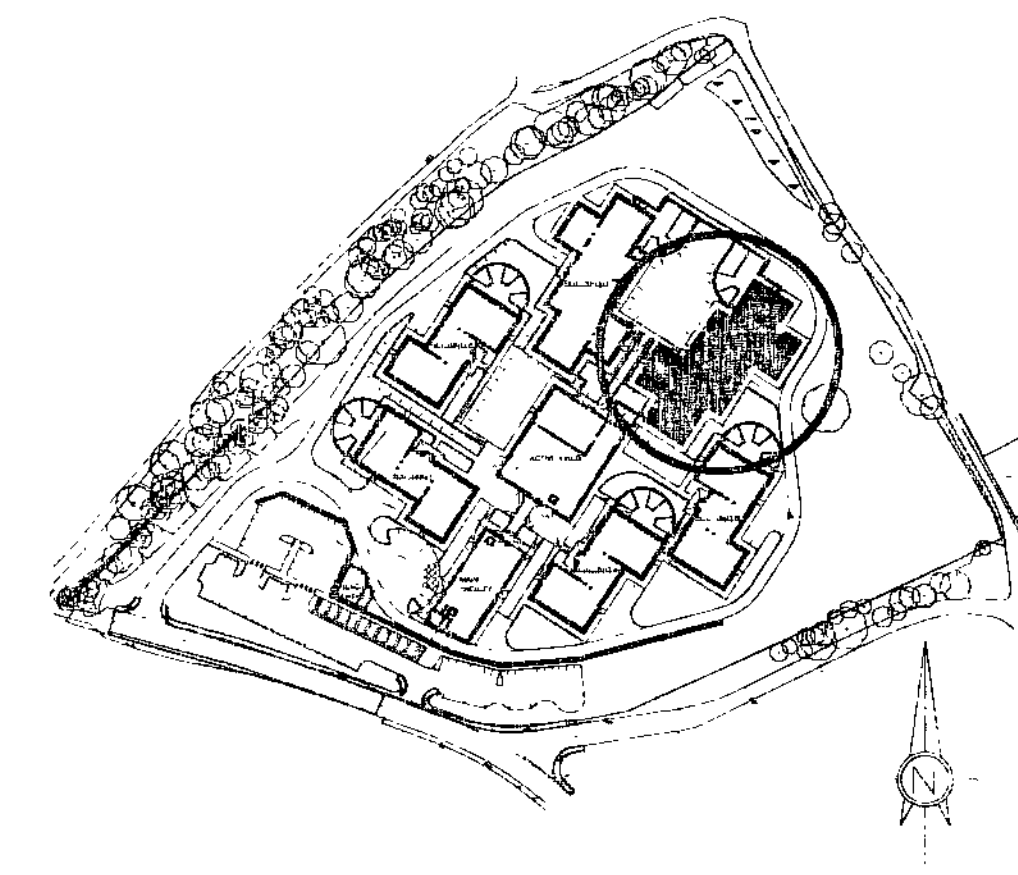
24 Beds (12 Mixed, 12 Female)

Medium Security

GIFA: Ground Floor: 1110m²
First Floor: 197m²
TOTAL: 1307m²




Building C - First Floor Plan Scale 1:100



Building C - Location Plan Scale 1:2500

DRAFT

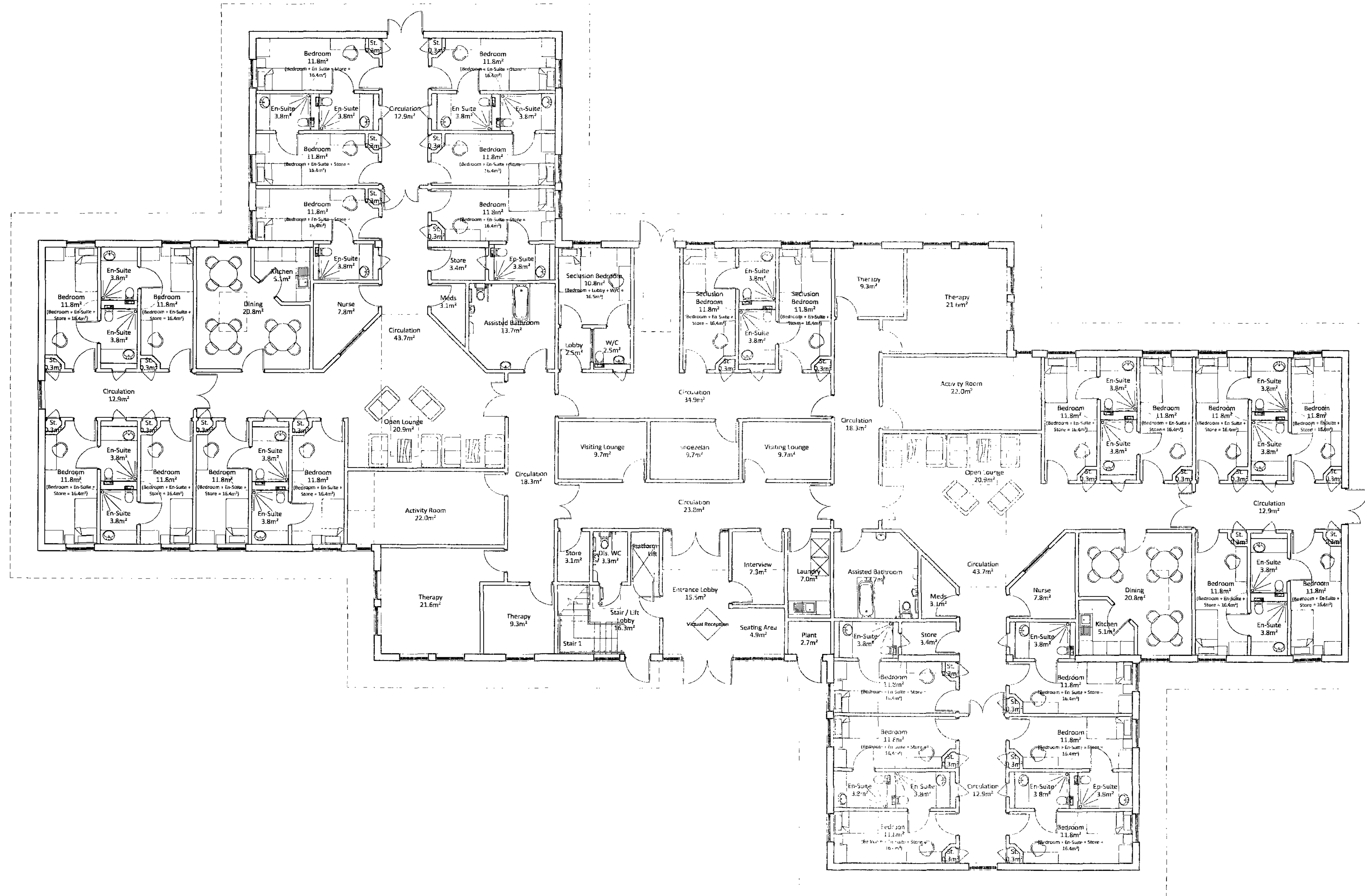
Client	Interserve Construction Ltd	Drawing Title	Building C Plans P.I.C.U. & P.D.
Project	Earlswood Autistic Hospital	Project No.	3301-03
Drawing No.	(2-09)	Rev	A


 RACE GOTTAM ASSOCIATES

Website: www.racegottam.co.uk
 Tel: 01423 755011
 Fax: 01423 755012

© This drawing is the copyright of Race-Gottam Associates Ltd. Do not scale from this drawing.

Drawn by	MJB	Date	14.06.12	Scale	1:100	Sheet	A1
Check by		Project		Discipline		Issue	
Approved by		Date		Drawn		Approved	
A - ROOFLIGHTS ADDED TO SUIT 1ST FLOOR PLAN				15.06.12	MJB	DC	
B - LAYOUT REVISED FOLLOWING USER CONSULTATION				27.06.12	MJB	DC	

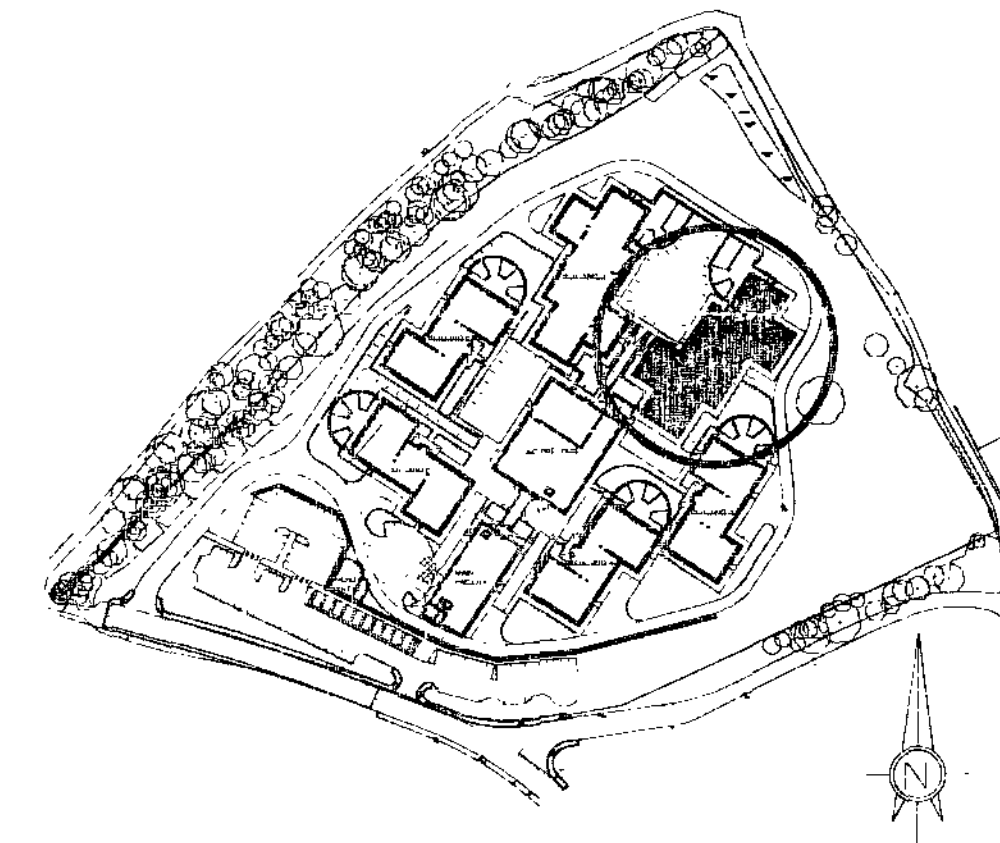


Building C:
 Adolescent Psychiatric Intensive Care Unit (PICU)
 & Female Low Secure Therapeutic and Rehabilitative Unit
 for Emergent Personality Disorder.

24 Beds (12 Mixed, 12 Female)

Medium Security


GIFA: Ground Floor: 1110m²
 First Floor: 188m²
TOTAL: 1298m²



Building C - Location Plan Scale 1:2500

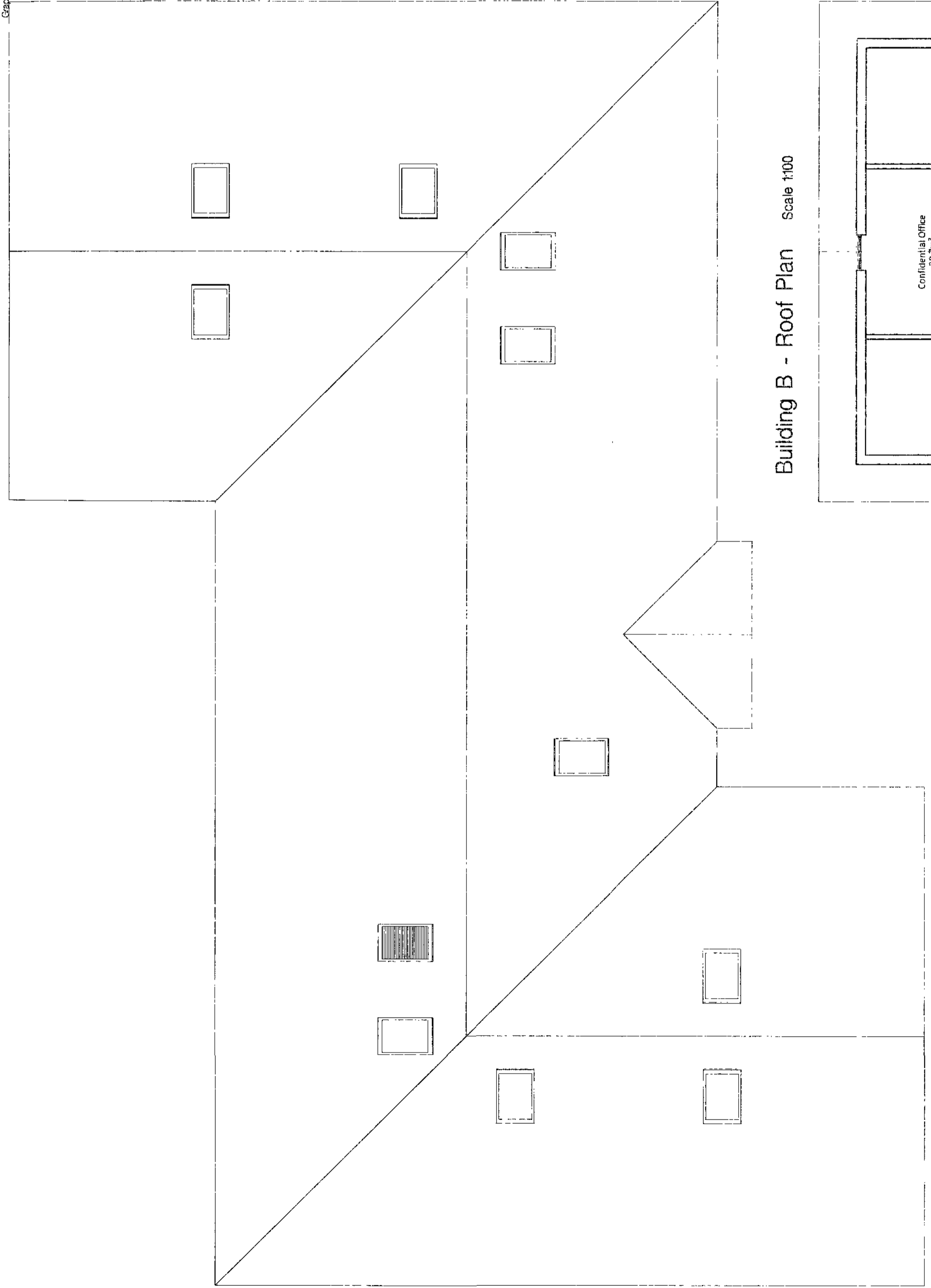
DRAFT

Client:	Interserve Construction Ltd	Drawing Title:	Building C Plans P.I.C.U. & P.D.
Project:	Earlswood Autistic Hospital	Date:	3 JUL 2012
Project No:	3301-03	Drawing No:	(2)-08
Rev:		Rev:	B

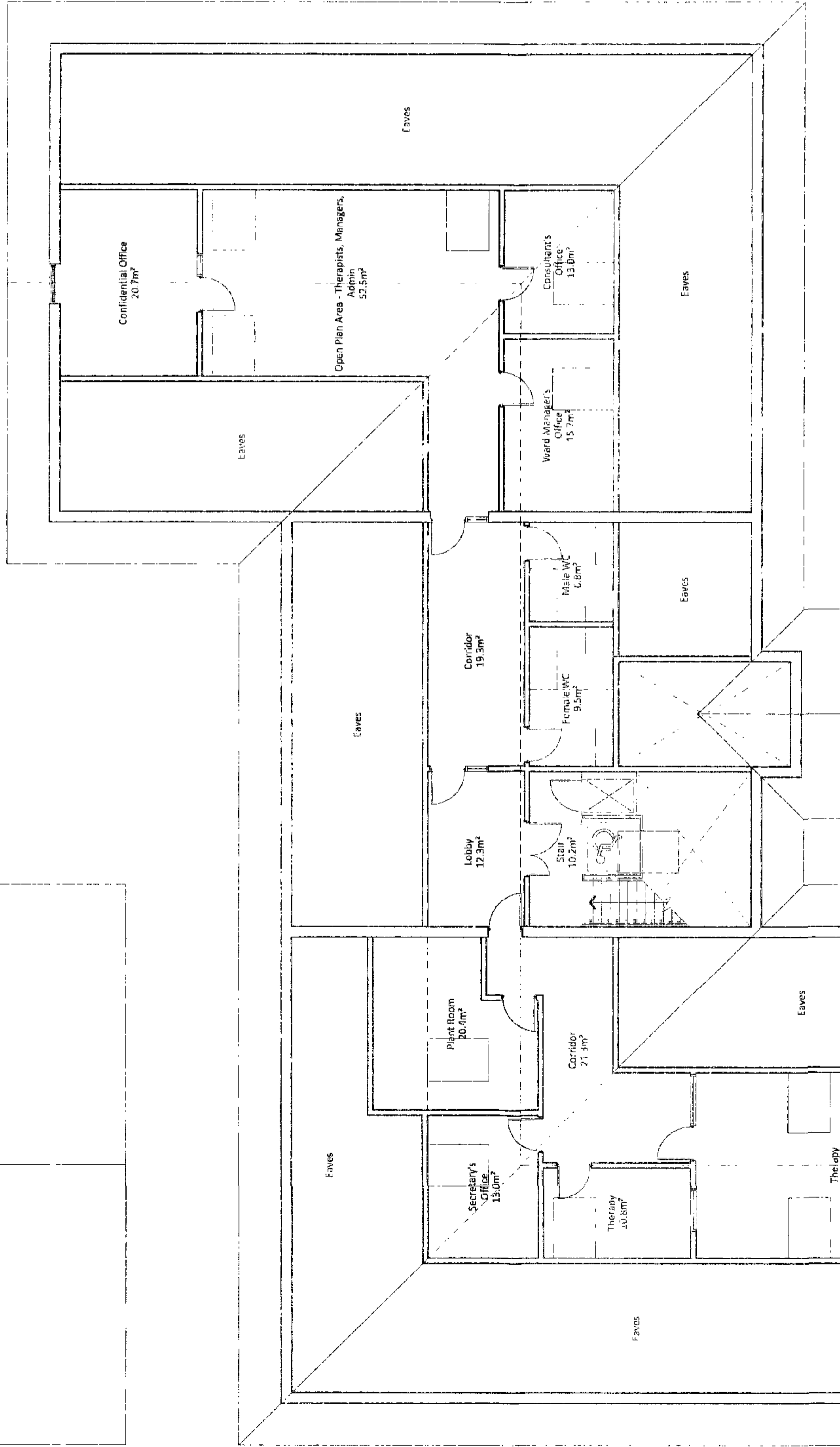


Building C - Ground Floor Plan Scale 1:100

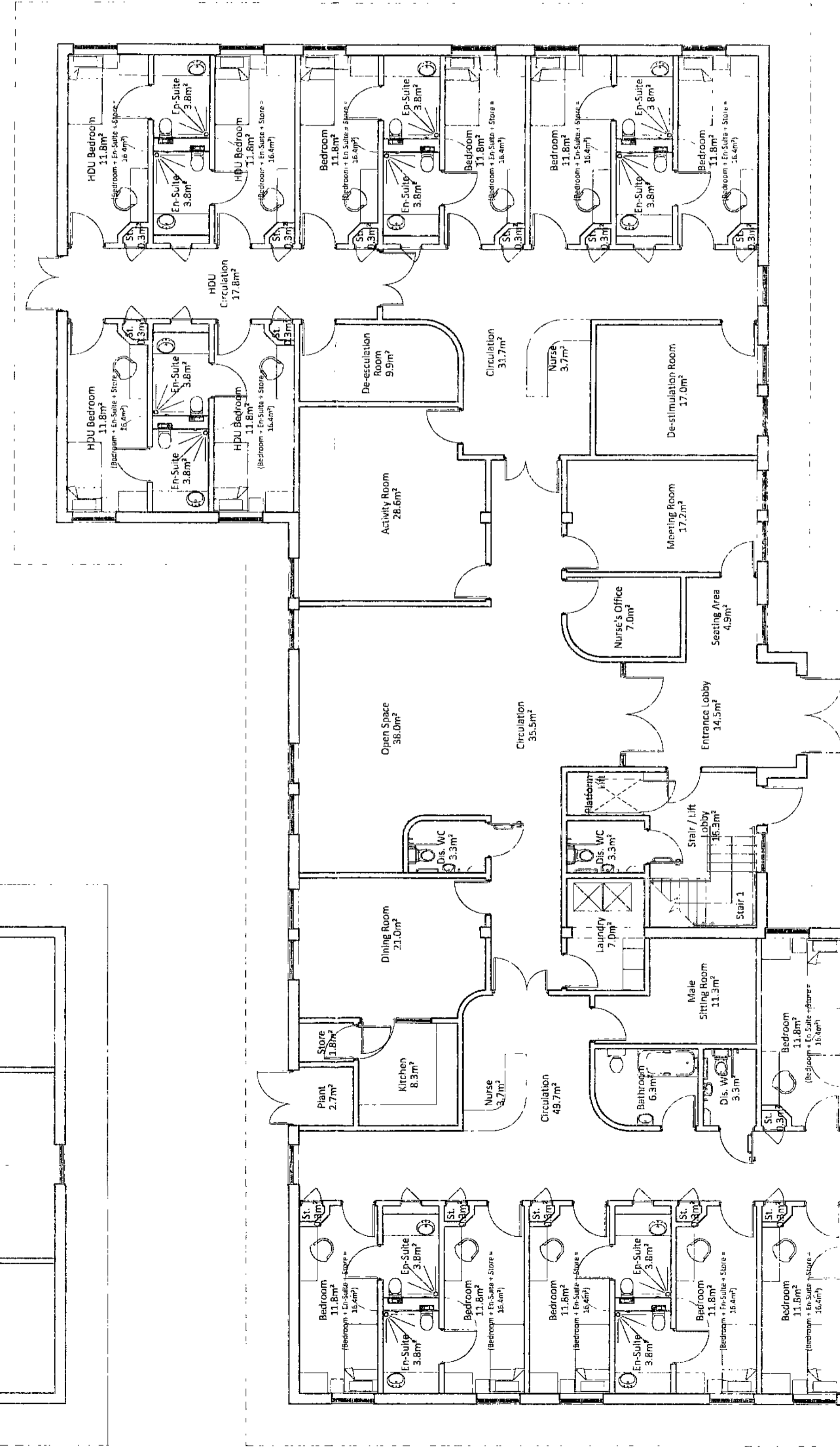
0	1	2	3	4	5	6	7m
Drawn by: RH Date: 08.06.12 Scale: 1:100 © A1							
Status	Partway	Preparation	Tender	Construction	Last Issue		
DAE:	08.03.12	MJB					
Approved By:							
Revision			Date	Drawn	Approved		
A - FIRST FLOOR LAYOUT AREA, ROOFLIGHTS AND ROOFWORKS ASSIGNED			12.06.12	MJB	DC		
B - LAYOUT REVISED FOLLOWING USER CONSULTATION			14.06.12	MJB	DC		
C - LAYOUT REVISED FOLLOWING USER CONSULTATION			27.06.12	MJB	DC		



Building B - Roof Plan Scale 1:100

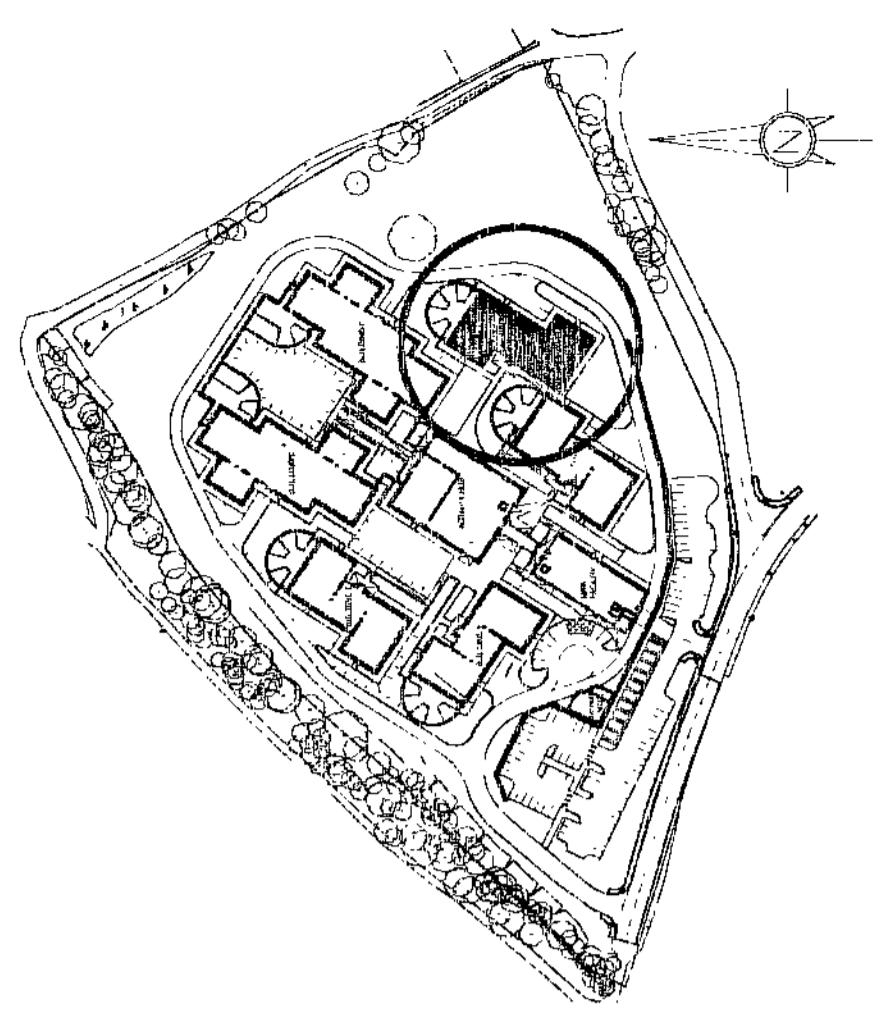


Building B - First Floor Plan Scale 1:100



Building B - Ground Floor Plan Scale 1:100

Building B:
Generic Open Adolescent Unit.
16 Beds (8 Male, 8 Female)
Low Security
GIFA: Ground Floor: 675m²
First Floor: 287m²
TOTAL: 962m²

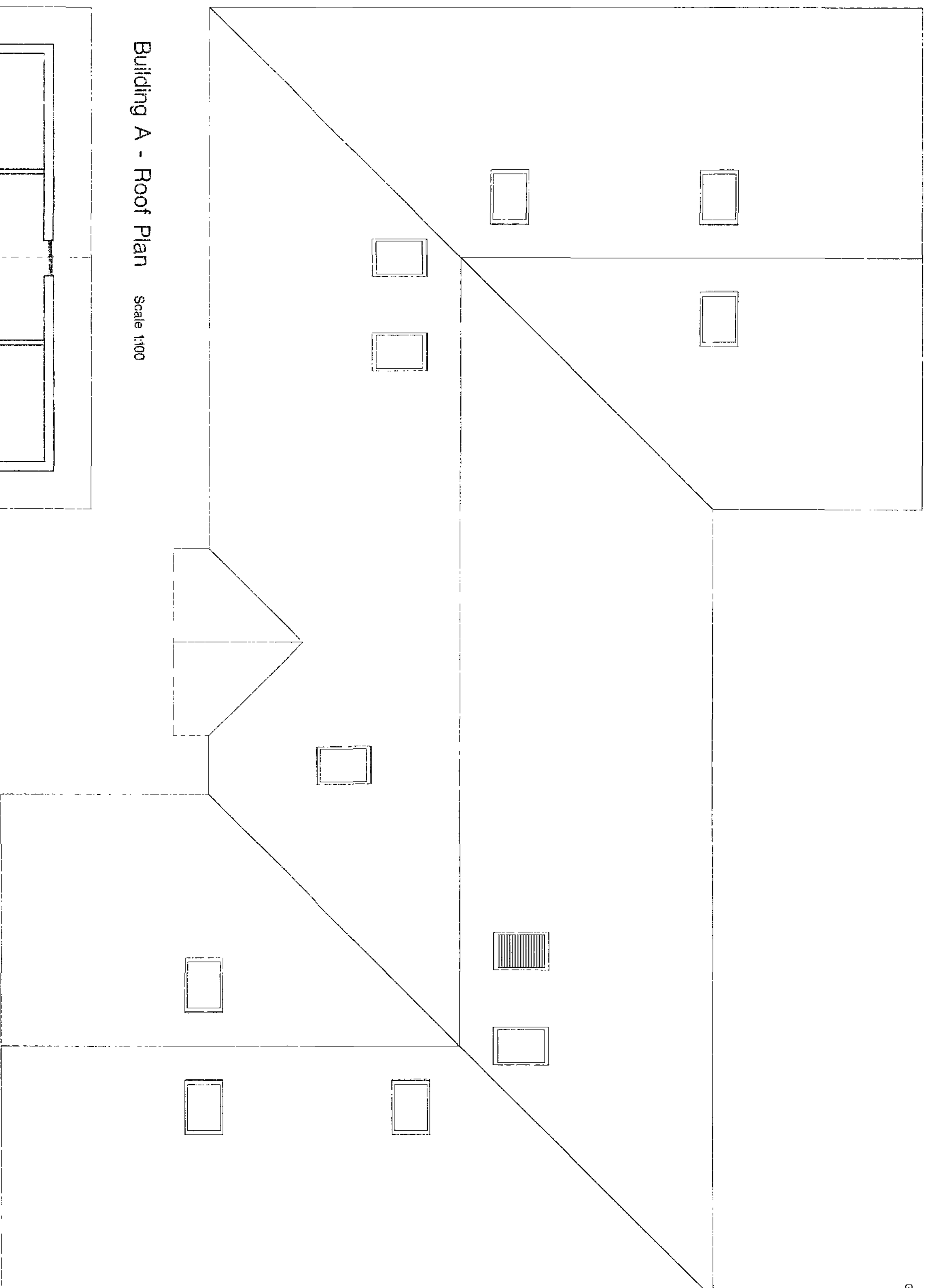


Building B - Location Plan Scale 1:2500

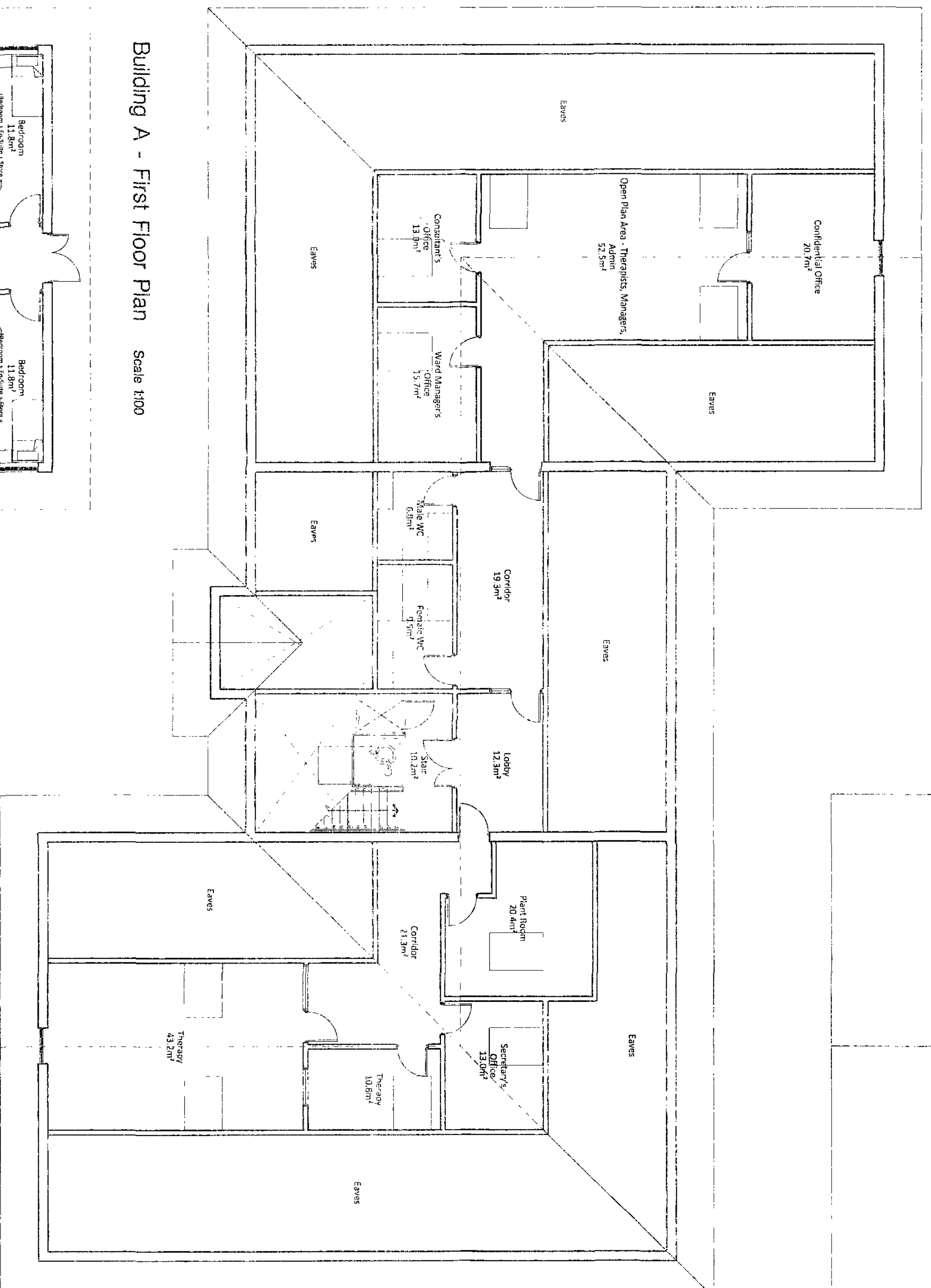
DRAFT	
Client	Interserve Construction Ltd
Drawing Title	Building B Plans
Generic Open Unit	
Project	Earfwood Autistic Hospital
Project No.	3301-03 (2-106)
Drawn No.	C
Project: Earfwood Autistic Hospital Date: 3 Jul 12 Scale: 1:100	

Drawn by	Checked by	Date	Scale	Sheet	of
FH	MJB	08/06/12	1:100	A1	1

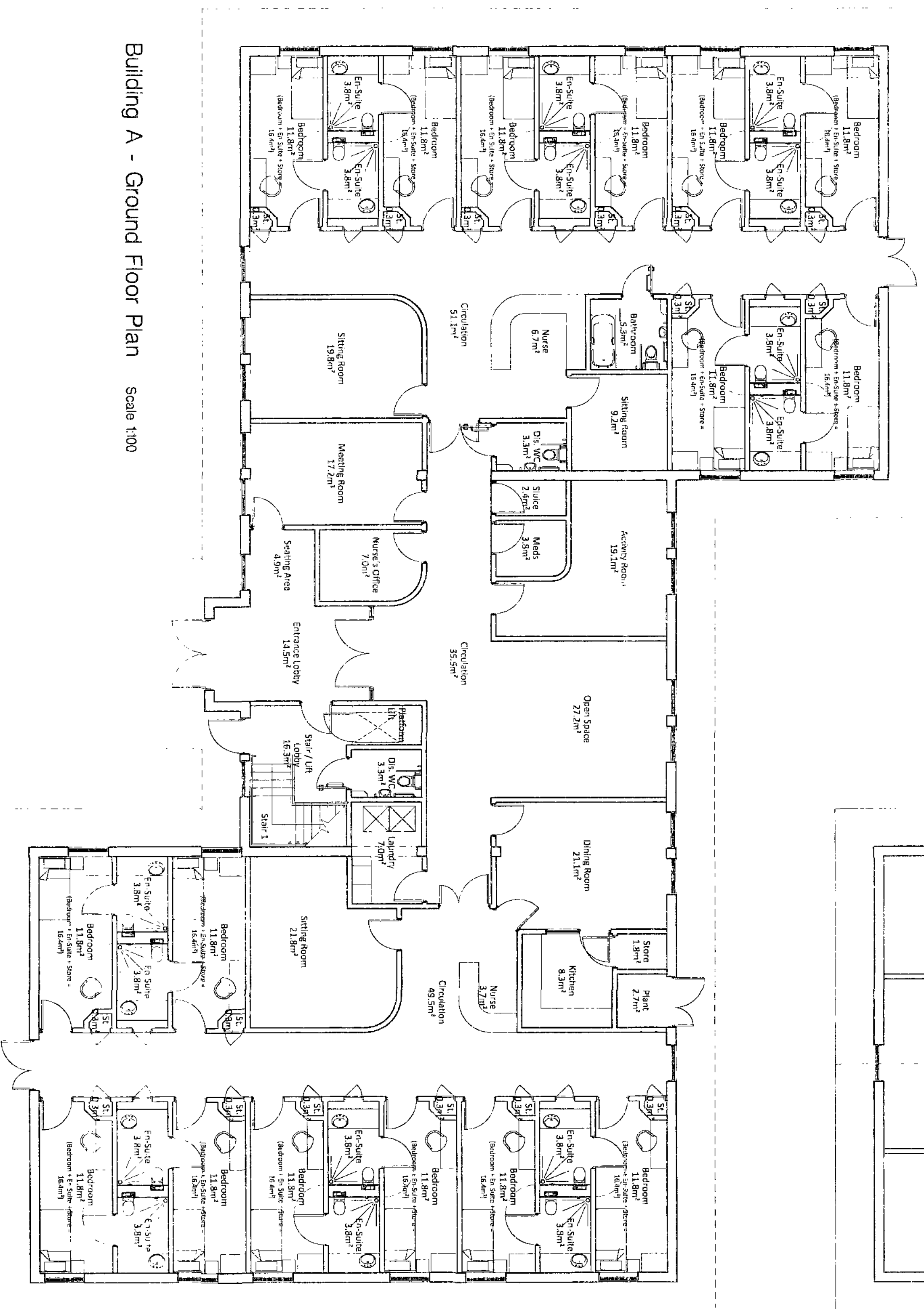
Revision	Date	Drawn	Approved
A - FIRST FLOOR LAYOUT AREA, ROOFLIGHTS AND ROOF OVERHANGS	12/08/12	MJB	DC
B - LAYOUT REVISED FOLLOWING USER CONSULTATION	14/06/12	MJB	DC
C - LAYOUT REVISED FOLLOWING USER CONSULTATION	27/06/12	MJB	DC



Building A - Roof Plan Scale 1:100



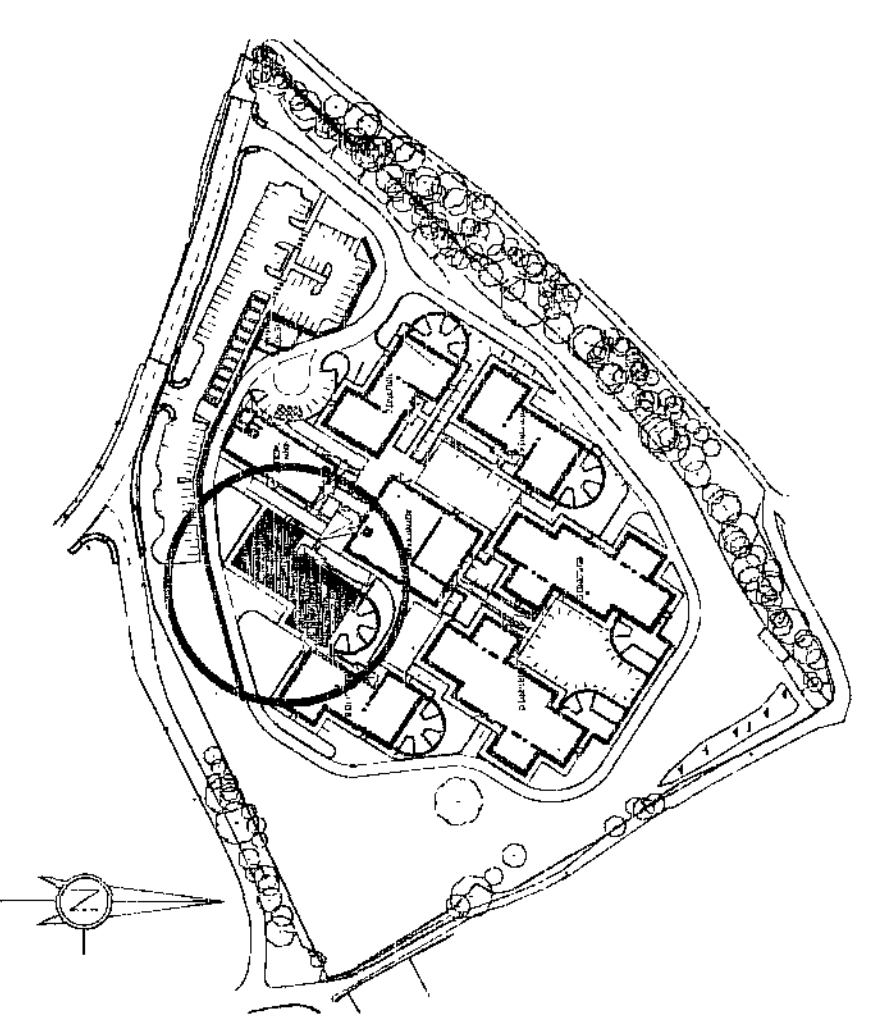
Building A - First Floor Plan Scale 1:100



Building A - Ground Floor Plan Scale 1:100

Building A:
Adolescent Specialist Eating Disorder Unit
16 Beds (8 High - 8 Low - Dependency)
Low Security

GIFA Ground Floor: 675m²
First Floor: 287m²
TOTAL: 962m²



Building A - Location Plan Scale 1:2500

DRAFT


Client: Interserve
Construction Ltd


Drawing Title: Building A Plans
Eating Disorder Unit

Project: Earlswood
Autistic Hospital

Project No: 3301-03
Drawing No: (2)-104
Sheet: C

Date: 3 JUL 2012





Proposed North West Elevation - Scale 1:100



Proposed North East Elevation - Scale 1:100



Proposed South East Elevation - Scale 1:100



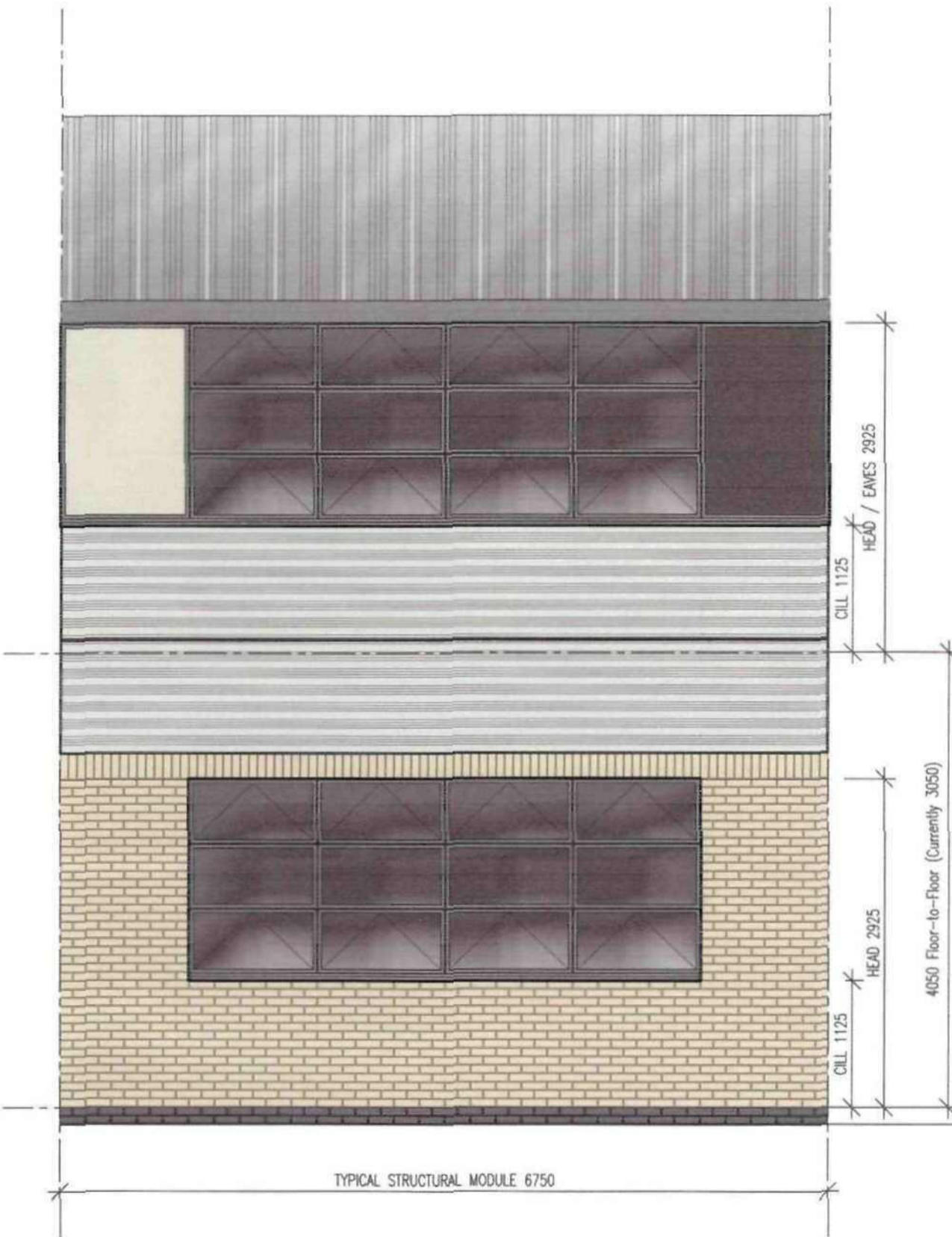
Proposed South West Elevation - Scale 1:100

Graphical Scale 1:100

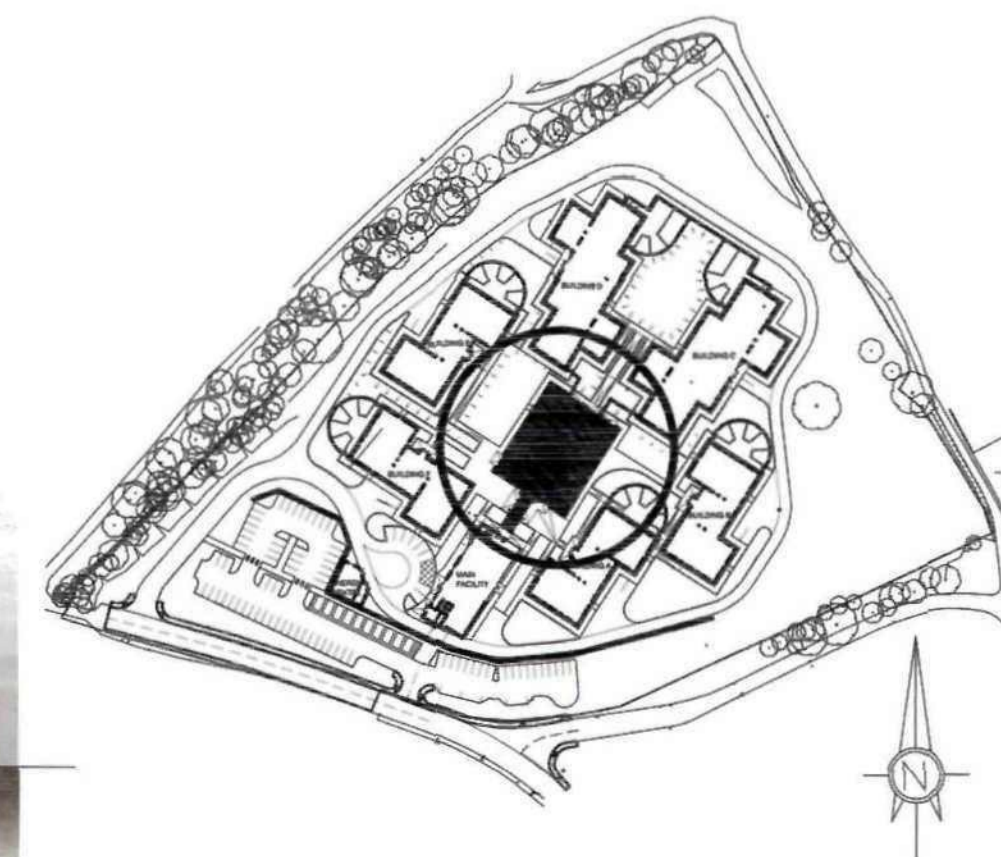
Drawn by:	MJB	Date:	07.03.12	Scale:	1:100	@	A1
Status:	Preliminary	Presentation:	Tender	Construction:	Last Issue:		
Date:	07.03.12						
Approved by:	DC						
Revision:		Date:		Drawn:		Approved:	
A - LAYOUT REVISED FOLLOWING USER CONSULTATION		08.06.12		MJB		DC	
B - FIRST FLOOR PLANT MOVED TO EXTERNAL WALL; ROOF COWL & LOUVRES ADDED		14.06.12		MJB		DC	
C - ELEVATIONS & MATERIALS REVISED FOLLOWING USER CONSULTATION		28.06.12		MJB		DC	

Materials Key:

- Roof Eaves / Soffits / Trims > Powder Coated Aluminium RAL: 9010 (Pure White)
- Pitched Roof > Kingspan Composite Sheet KS1000RW, Colour - Metallic Sirius
- Rainwater Goods > Powder Coated Aluminium RAL: 7030 (Stone Grey)
- Continuous 'Ribbon' Windows > Powder Coated Aluminium Frames RAL: 7030 (Stone Grey) with Glazed infill / composite panels random mix of RAL: 7030 (Stone Grey); 7031 (Bleu Grey); 7022 (Umbr Grey); 1013 (Oyster White)
- Composite Cladding Panels > RAL 9002 (Hamlet)
- Brick Solidier Course >
- Inset Windows > Powder Coated Aluminium Frames RAL 7030 (Stone Grey) with Glazed Infill
- Brickwork Plinth > Istock 'Stuart Buff'
- Brickwork below DPC > Istock 'Staffordshire Blue Brindle Dragface'



Typical Elevation Module - Scale 1:50



Activity Hub - Location Plan Scale 1:2500

DRAFT

Client:	Interserve Construction Ltd	Drawing Title:	Activity Building Elevations
Project:	Earlwood Autistic Hospital	Project No.:	3301-03
		Drawing No.:	(2)-19
		Rev.:	C

RACE COTTAM ASSOCIATES

Sheffield Studio | 3 Vicent House | Solly Street | Sheffield | S1 4BB | t: 014 273 7050 | f: 014 273 7881
website: www.racecottam.com

© This drawing is the copyright of Race Cottam Associates Ltd. Do not scale from this drawing!

© This drawing is the copyright of Race Cottam Associates Ltd. Do not scale from this drawing.

Website : www.racecotton.com

Shared Plans | 3 Working Hours | Daily Service | Standard | 014 273 7550 | 014 273 7881

RACE COTTAM ASSOCIATES

Project No.: 3301-03 (2-17) Rev: B

Project: Earlswood Artistic Hospital

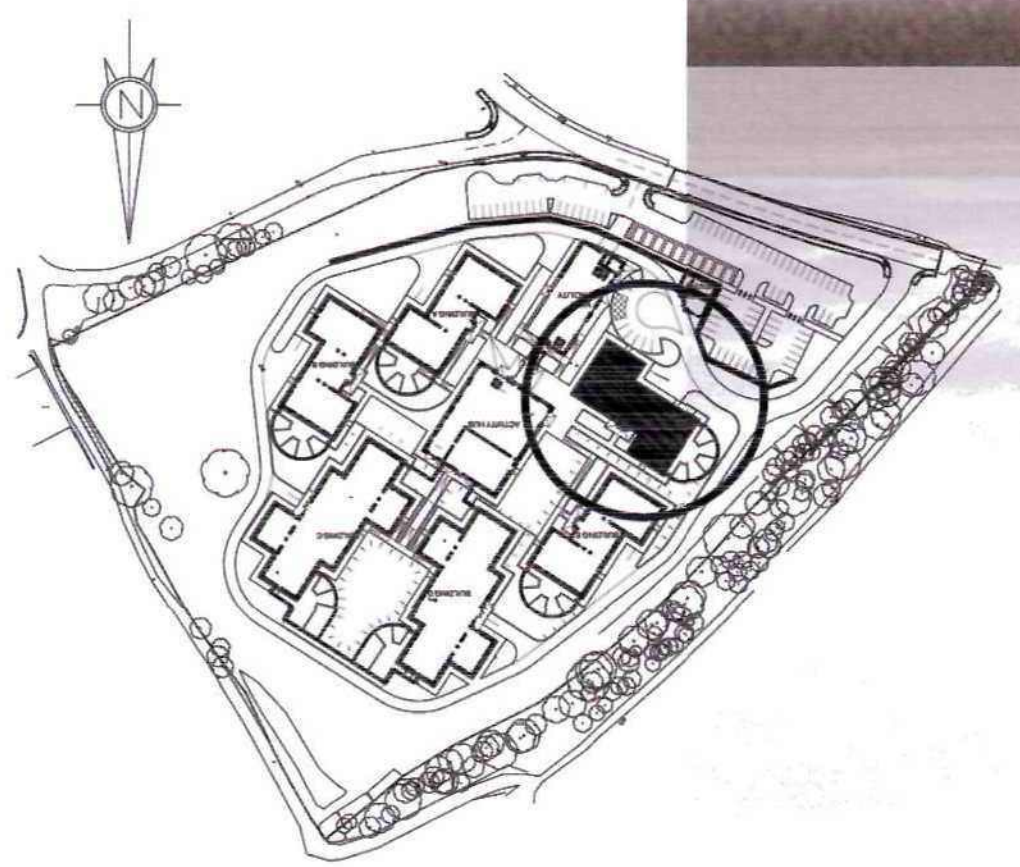
Client: Interverve Construction Ltd

Drawing Title: Building F Elevations


DRAFT

RECEIVED
- 3 JUL 2012
CONSTRUCTION
RACE COTTAM ASSOCIATES


Building F - Location Plan Scale 1:2500



Building F - South East Elevation Scale 1:100



Building F - South West Elevation Scale 1:100



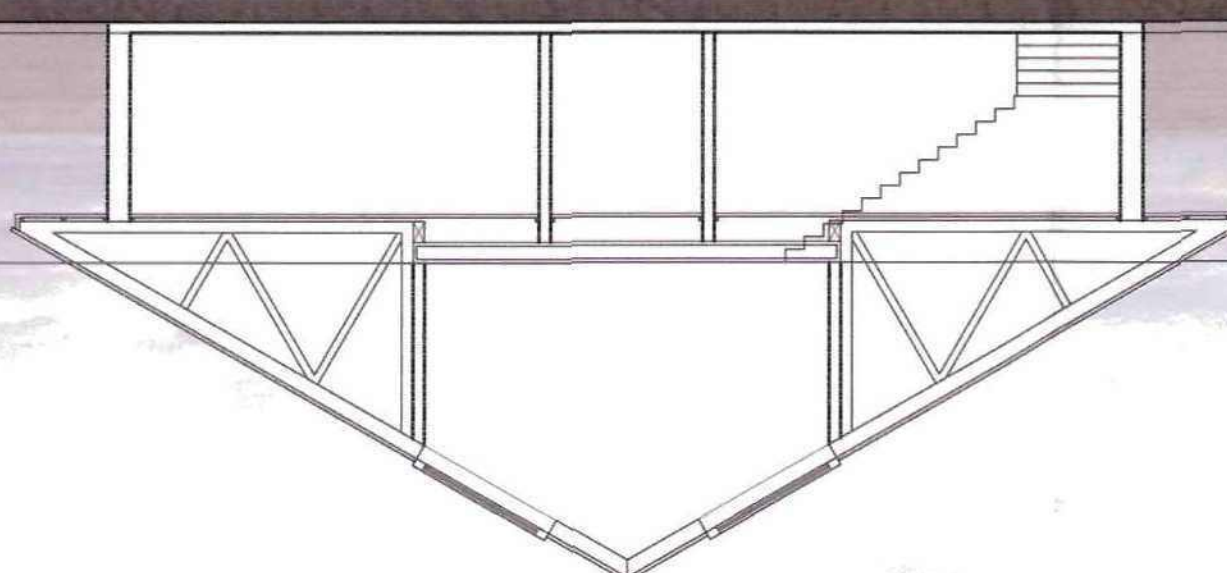
Building F - North West Elevation Scale 1:100



Building F - North East Elevation Scale 1:100



Building F - Typical Section Scale 1:100



Typical Elevation Module Scale 1:50



- Materials Key:**
- Pitched Roof Concrete Tile
 - Sandblasted Concrete Light Grey
 - Feature Cladding
 - Rockpanel 'Rockclad' RAL 7022 (Umtra Grey)
 - Rawwater Goods
 - Powder Coated Aluminium Anti-Climb dampstop
 - RAL 7030 (Stone Grey)
 - Foot Raives / Soffits / Trims
 - Trepa RAL 9010 (Pure White)
 - Iron Windows
 - Powder Coated Aluminium Frames RAL 7030 (Stone Grey) with glazed infill
 - Brick Soldier Course
 - Brickwork Finish
 - Brickwork Below DPC
 - Black Slate/Slipstone Blue Bricks Dragage

Graphical Scale 1:100

Drawn By: MJB	Date: 12.06.12	Scale: 1:100	© A1
Revision	Date	Drawn	Approved
A - ELEVATIONS AMENDED TO FIRST FLOOR LAYOUT; CLADDING REVISED.	18.06.12	MJB	DC
B - REVISED FOLLOWING USER CONSULTATION.	28.06.12	MJB	DC
Approved By:	Date:	DC	
Status:	Primary:	Revision:	Tracer:
Checked:	Last Issue:		

Graphical Scale 1:100

Drawn By: MJB	Date: 12.06.12	Scale: 1:100	@ A1
Checked By:	Date:	Scale:	
Approved By: DC	Date: 20.6.12	Scale:	
Revision	Date	Drawn	Approved
1	18.06.12	MJB	DC
2	28.06.12	MJB	DC

A - ELEVATIONS AMENDED TO FIRST FLOOR
LAYOUT, CLADDING REVISED

B - REVISED FOLLOWING USER CONSULTATION.


28.06.12 MJB DC

18.06.12 MJB DC



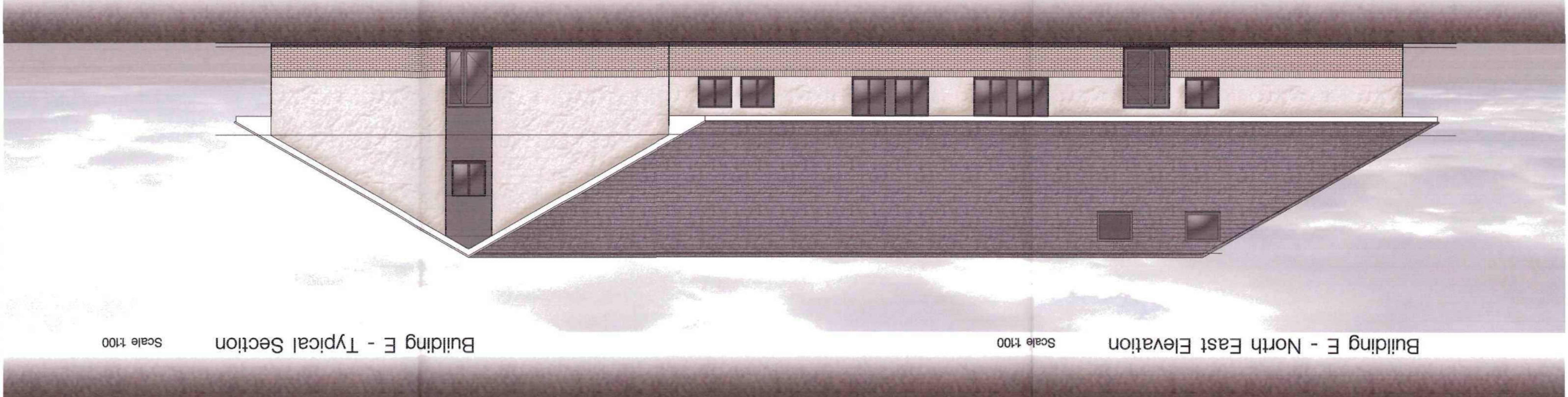
Building E - South East Elevation

Scale 1:100



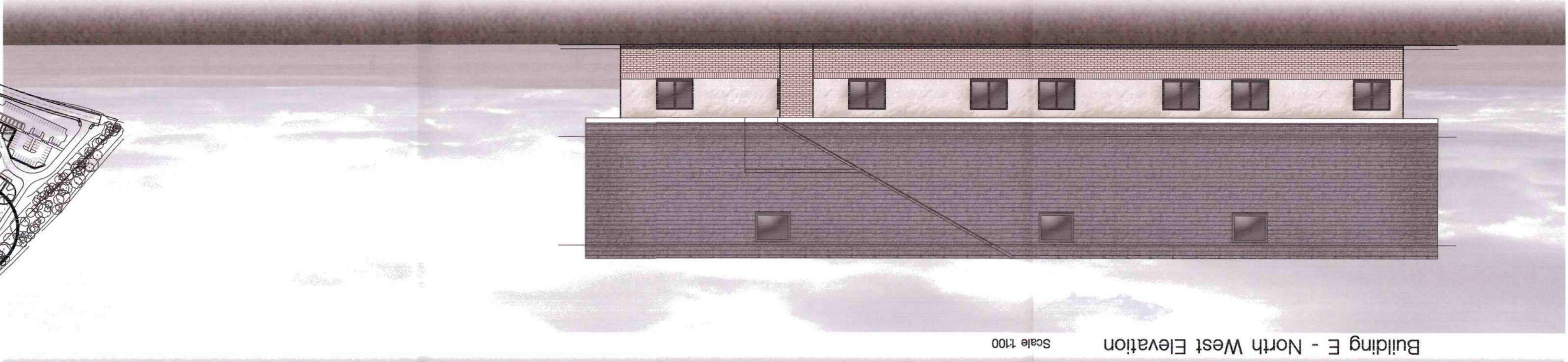
Building E - North East Elevation

Scale 1:100



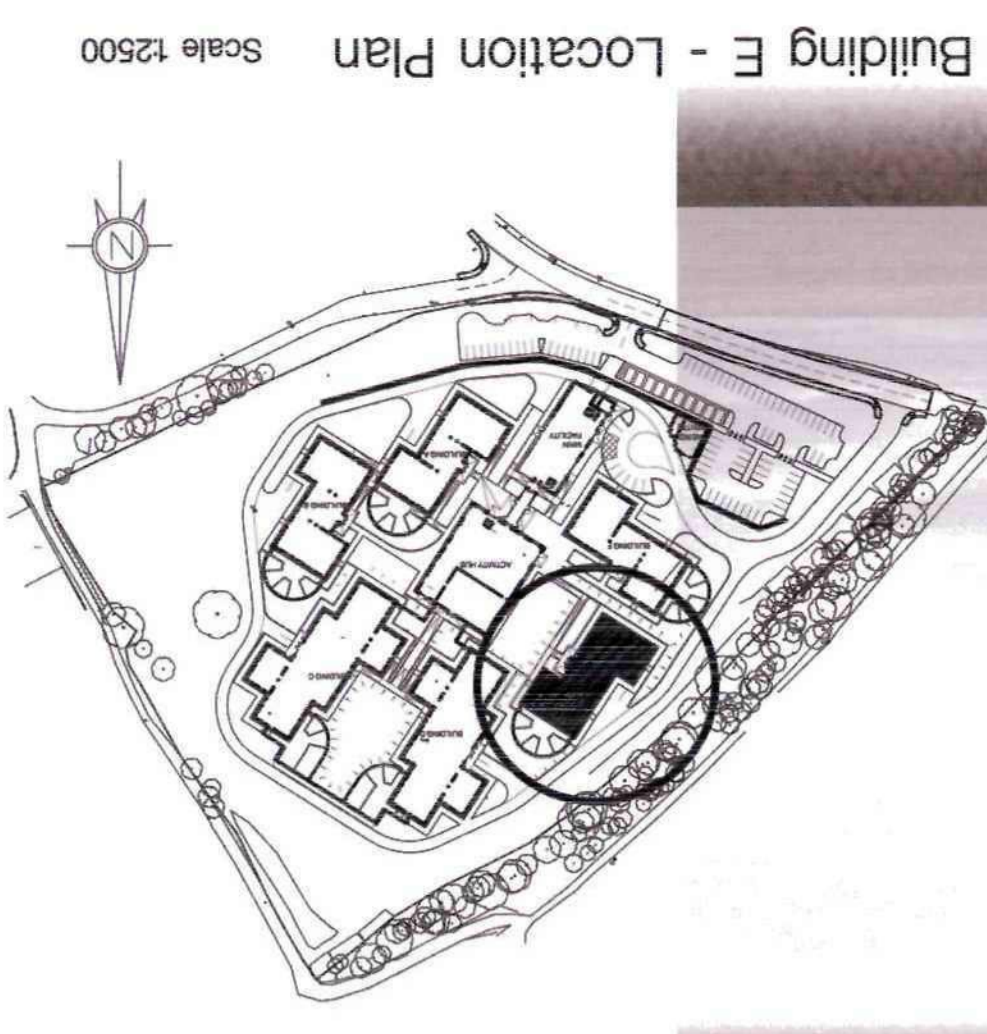
Building E - North West Elevation

Scale 1:100



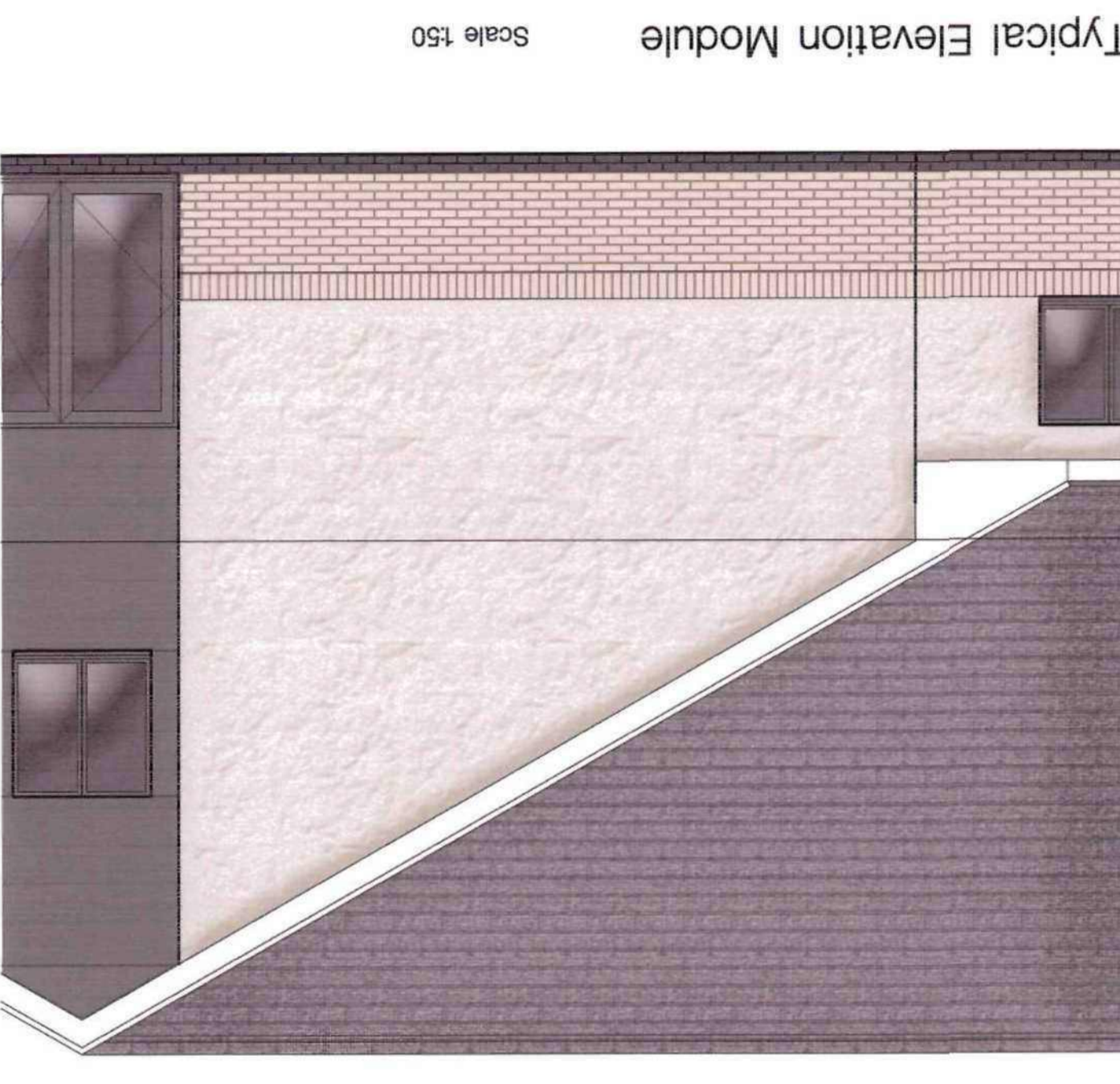
Building E - South West Elevation

Scale 1:100



Building E - Location Plan

Scale 1:2500



Typical Elevation Module

Scale 1:50

- Materials Key:
- Pitched Roof Concrete Tile >
 - Sandwich Calceolaria Light Grey
 - Feature Cladding >
 - Rockpanel 'Rockclad' RAL 7030 (Stone Grey)
 - Rainwater Goods
 - Powder Coated Aluminium
 - Anti-Climb dampers
 - RAL 7030 (Stone Grey) >
 - Floor Eaves / soffits / Trims >
 - Trepsa RAL 9000 Pure White
 - Inset Windows >
 - Powder Coated Aluminium Frames RAL 7030 (Stone Grey) with Glazed Infill
 - Brick Soldier Course >
 - Brickwork Penth >
 - Brickwork below DPC >
 - Isoblock 'Staircase Blue Bricks Draglase'

© This drawing is the copyright of Race Cottam Associates Ltd. Do not scale from this drawing.

Website : www.racecotton.com

Registered Subs | 3 West House | 3rd Floor | 1014 273 7350 | 1014 273 7881

RACE COTTAM ASSOCIATES

Project No.: **3301-03 (2-15)**
Drawing No.: **B**



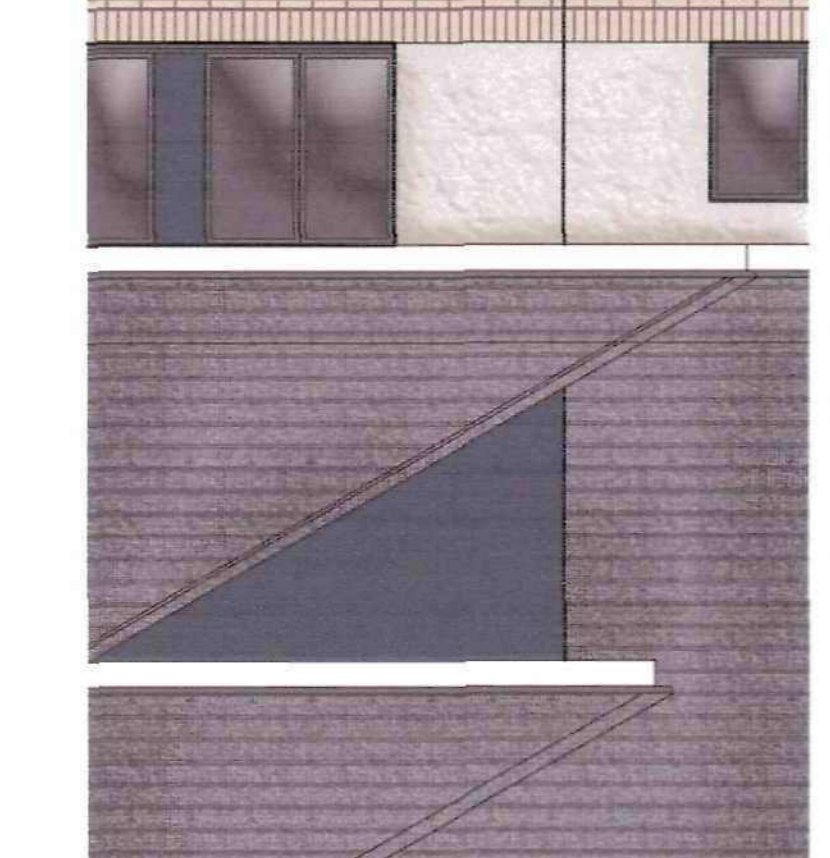

Project: **Eastswood Autistic Hospital**

Client: **Interserve Construction Ltd**
Drawing Title: **Building E Elevations**

DRAFT

Revision	Date	Drawn	Approved
1	28.06.12	MJB	DC
A - REVISED FOLLOWING USER CONSULTATION			
Status	Prepared	Reviewed	Checked
DC	DC	DC	DC
Drawn By: MJB	Date: 15.06.12	Scale: 1:100	@ A1


Graphical Scale 1:100



Materials Key:

- Painted Pool Concrete Tilt >
- Sancton Calceidale Light Grey
- Feature Cladding >
- Rockpanel 'Rockclad' RAL 7031 (Blue Grey)
- Rainwater Goods
- Powder Coated Aluminium Anti-Climb domes
- RAL 7030 (Stone Grey) >
- Roof Eaves / Gables / Trims >
- Trespa RAL 9010 (Pure White)
- Inset Windows >
- Powder Coated Aluminium Frames RAL 7030 (Stone Grey) with Glazed Fills
- Brick Soldier Course >
- Brickwork Finish >
- Brickwork below DPC >
- Isoblock 'Stuart Built'
- Isoblock 'Staffordshire Blue Bridge Dragger'

Typical Elevation Module
Scale 1:50



RACE COTTAM ASSOCIATES


Project: Earlswood Artistic Hospital
 Drawing No.: 3301-03 (2-13)
 Rev: A

Client: Interverve Construction Ltd
 Building D Elevations

DRAFT

© This drawing is the copyright of Race Cottam Associates Ltd. Do not scale from this drawing.
 Website: www.racecotton.com

Building D - Location Plan
Scale 1:2500



Revision		Date		Drawn		Approved	
A - REVISED FOLLOWING USER CONSULTATION		28.06.12		MJB		DC	
Status		Preparation		Tender		Construction	
Date: 15.06.12		Scale: 1:100		@ A1			

Graphical Scale 1:100	
0	1
2	3
4	5
6	7
8	9
10	11
12	13
14	15
16	17
18	19
20	21
22	23
24	25
26	27
28	29
30	31
32	33
34	35
36	37
38	39
40	41
42	43
44	45
46	47
48	49
50	51
52	53
54	55
56	57
58	59
60	61
62	63
64	65
66	67
68	69
70	71
72	73
74	75
76	77
78	79
80	81
82	83
84	85
86	87
88	89
90	91
92	93
94	95
96	97
98	99
100	101

Materials Key:

- Pitched Roof Concrete Tile >
- Sandton 'Cobblestone Light Grey'
- Feature Cladding >
- Rockpanel 'Rockclad' RAL 7030 (Stone Grey)
- Rainwater Goods
- Powder Coated Aluminium Anti-Climb downpipes
- RAL: 7030 (Stone Grey) >
- Roof Eaves / soffits / Trims >
- Treps RAL: 9010 Pure White
- Inset Windows >
- Powder Coated Aluminium Frames RAL: 7030 (Stone Grey) with Glazed Infill
- Brick Soldier Course >
- Brickwork Finish >
- Brickwork 'Stuart Burr'
- Brickwork below DPC >
- Brick 'Starfonstone Blue Brindle Drapface'

Typical Elevation Module
Scale 1:50

DRAFT

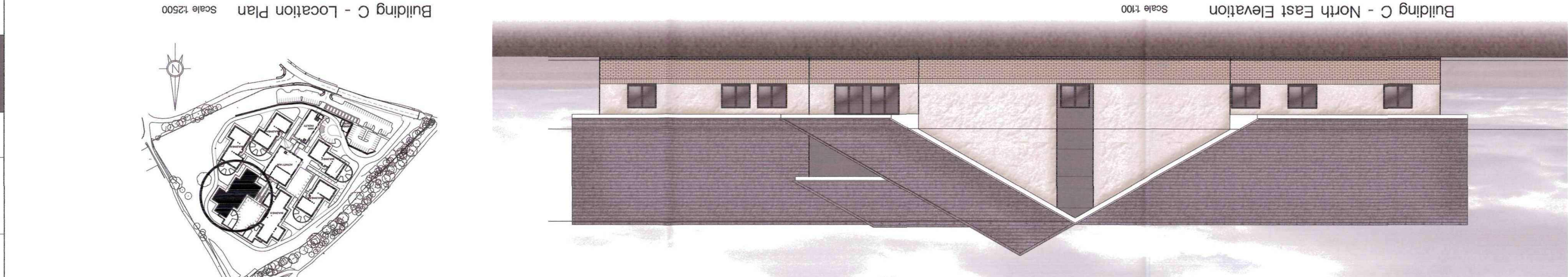
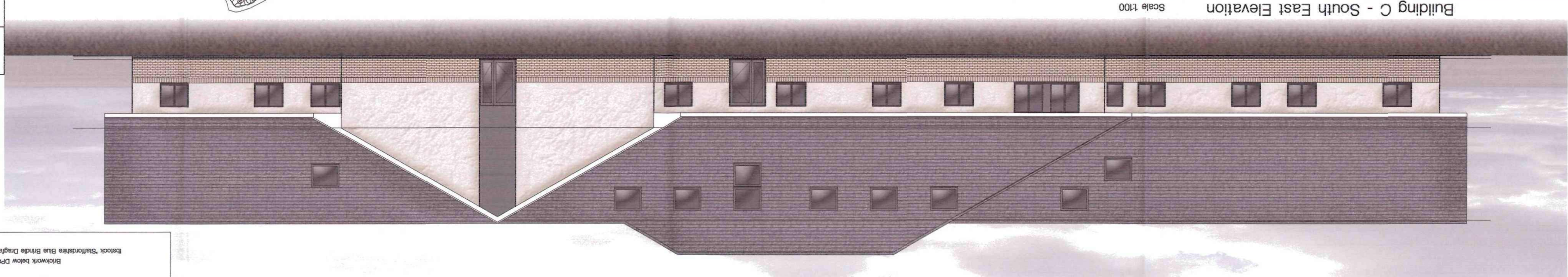
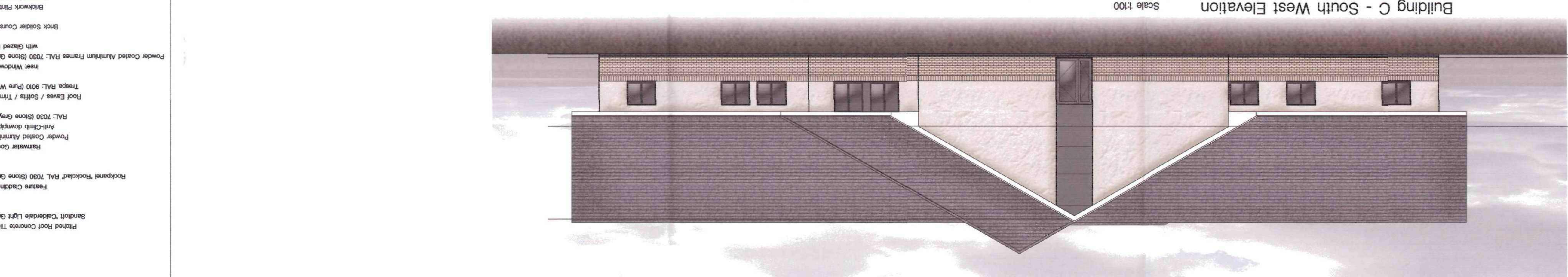
Clerk: Interserve
Drawing Title: Building C Elevations
Client: Construction Ltd

Project: Earlswood
Autistic Hospital
Project No.: 3301-03
Drawing No.: (2-10)
Rev: A

RACE
COTTAM
ASSOCIATES

Website: www.racocottam.com
01448 279 7881 | 014 279 7881 | 014 279 7881
3 JUL 2012
RECEIVED
CONSTRUCTION
PROJECTS

© This drawing is the copyright of Race Cottam Associates Ltd. Do not scale from this drawing.



© The drawing is the copyright of Race Cottam Associates Ltd. Do not scan from this drawing

Website: www.racecotton.com

SHEDD GUILD | 3 WOOD HOUSE | 5451 STREET | SHAWNEE | ST. LOUIS | 63104-2737 (P) 314.273.7861 (F) 314.273.7861

RACE COTTAM ASSOCIATES

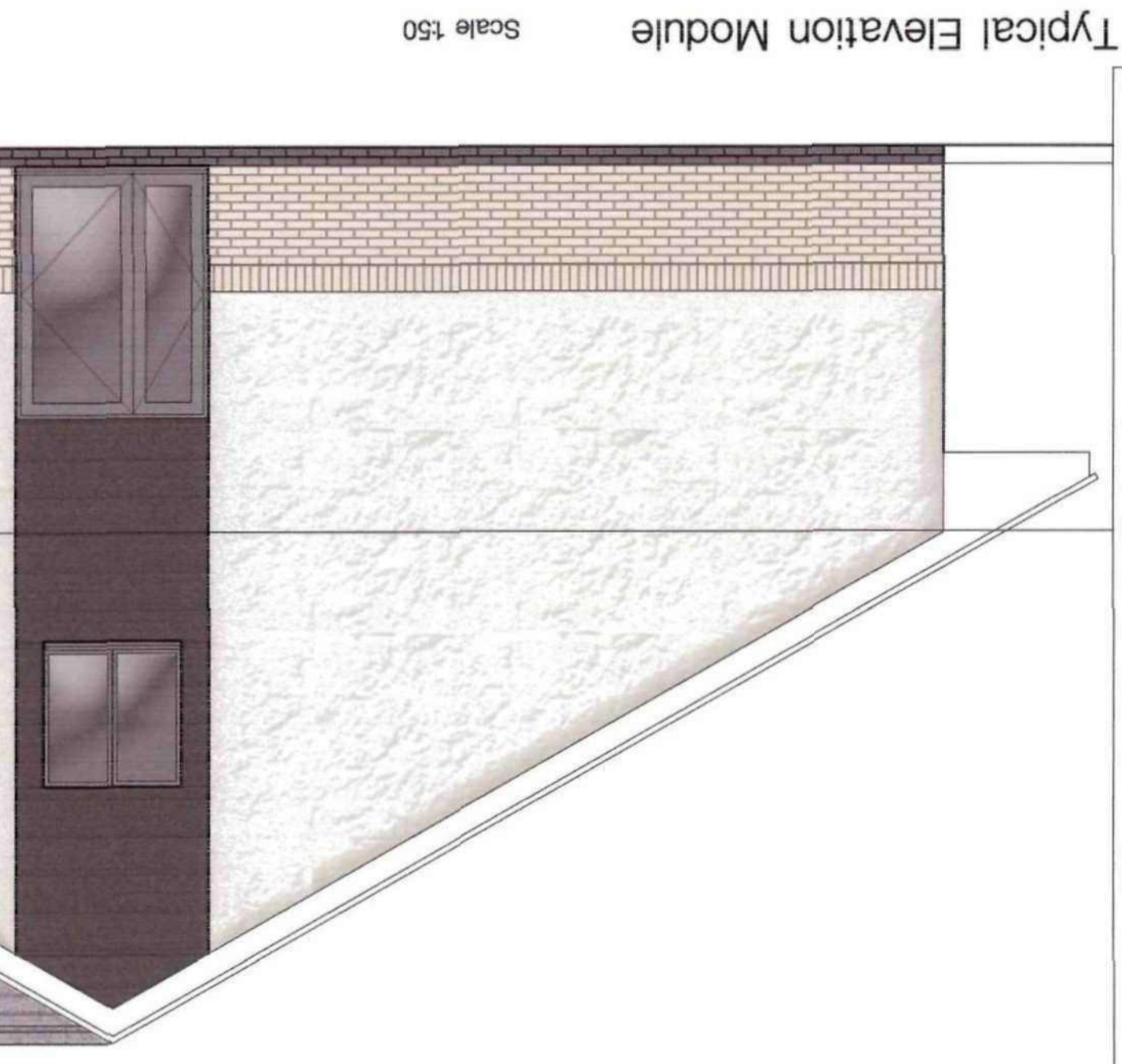
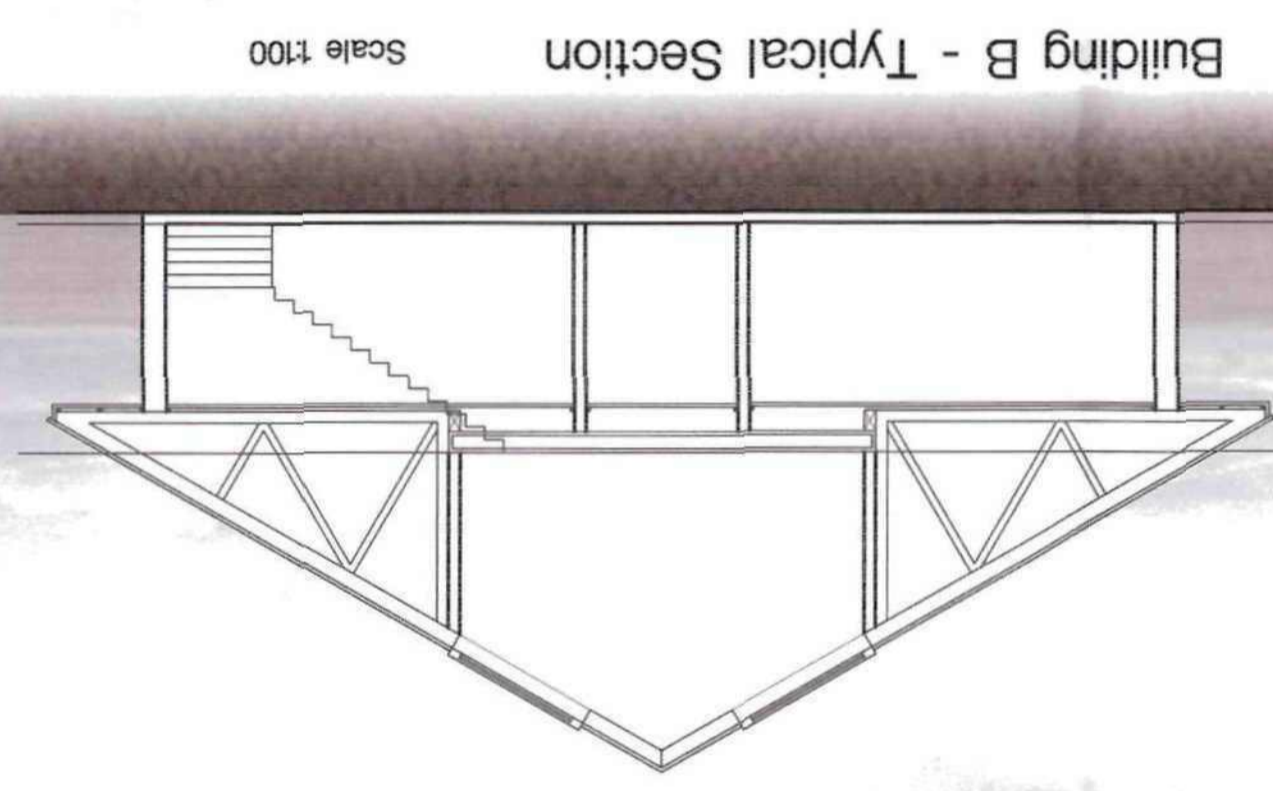
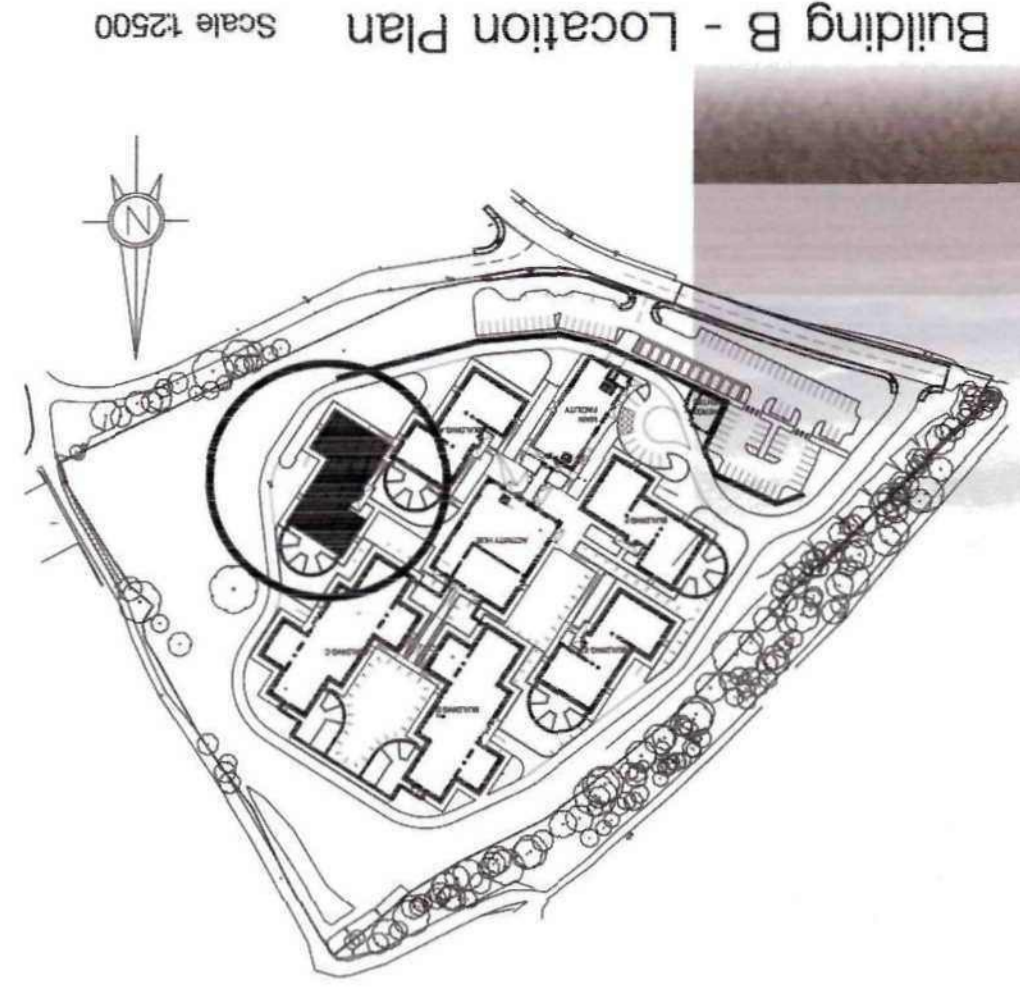
Project No.: 3301-03 (2-07) Rev: B

Project: Earlswood Autistic Hospital

Client: Interserve Construction Ltd

Drawing Title: Building B Elevations

DRAFT



- Materials Key:**
- Pitched Roof Concrete Tile >
 - Sandhill Calkestone Light Grey
 - Feature Cladding >
 - Rockpanel 'Rockclad' PAL 7022 (Linda Grey)
 - Rainwater Goods
 - Anti-Climb dome/pipe
 - Powder Coated Aluminium
 - RAL 7030 (Stone Grey)
 - Tread Eaves / Soffits / Trims >
 - Trespa PAL: 9010 (Pure White)
 - Inset Windows >
 - Powder Coated Aluminium Frames PAL: 7030 (Stone Grey) with glazed fill
 - Brick Soldier Course >
 - Brickwork Finish >
 - Brickwork below DPC >
 - Black 'Starburst' Blue Brick English

Graphical Scale 1:100

Drawn by: MJB	Date: 12.06.12	Scale: 1:100	@ A1
Checked by: DC	Date: 18.06.12	Scale: 1:100	
Approved by: DC	Date: 28.06.12	Scale: 1:100	


Revision

Revision	Date	Drawn	Approved
A - ELEVATIONS AMENDED TO FIRST FLOOR LAYOUT; CLADDING REVISED.	18.06.12	MJB	DC
B - REVISED FOLLOWING USER CONSULTATION.	28.06.12	MJB	DC

Drawn by: MJB Date: 12.06.12 Scale: 1:100 @ A1



Building A - North West Elevation Scale 1:100

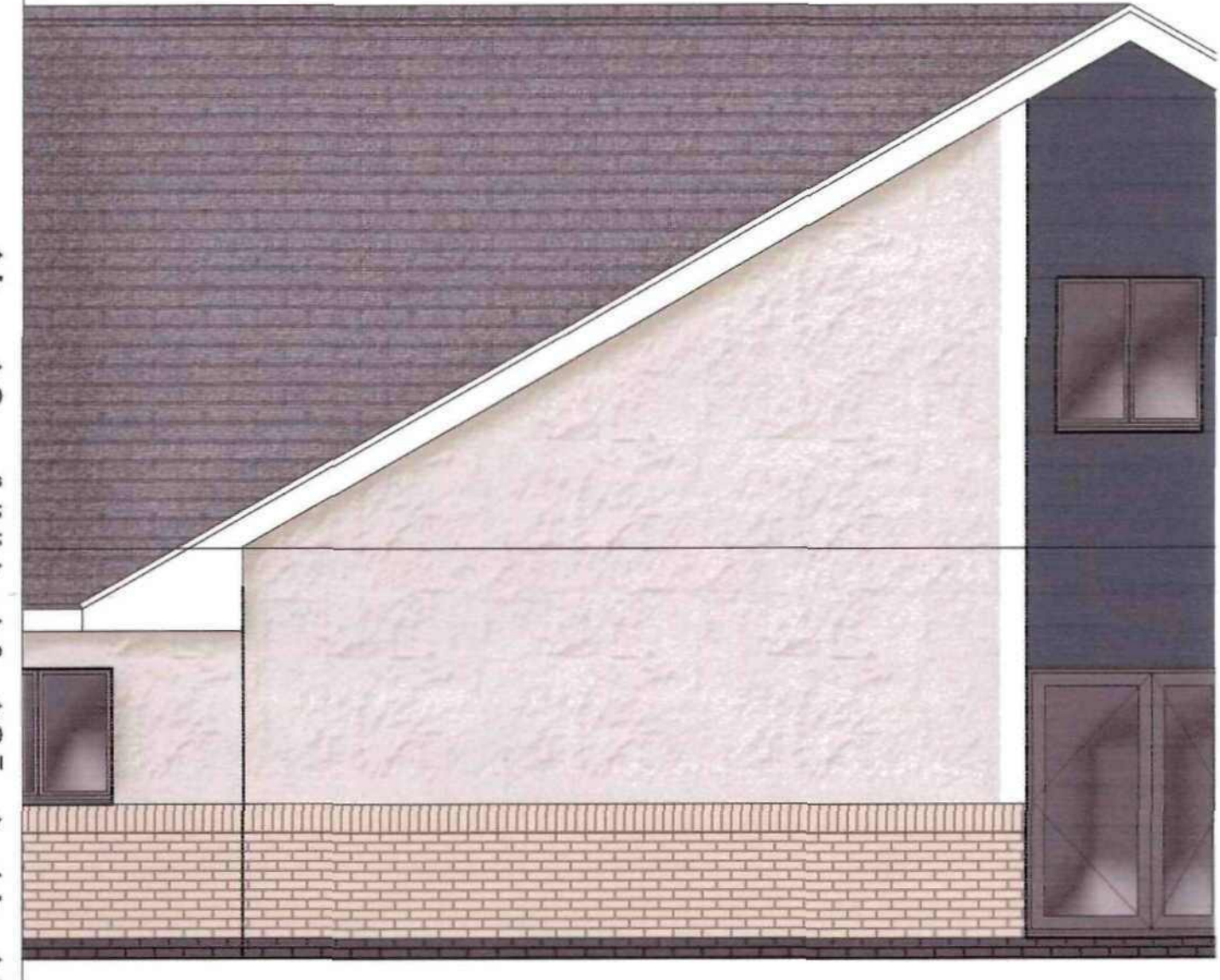


Building A - South West Elevation Scale 1:100


Building A - Typical Section Scale 1:100

Materials Key:


- Pitched Roof Concrete Tile > Sandtoft "Calderdale Light Grey"
- Feature Cladding > Rockpanel "Rockclad" RAL 7031 (Bleu Grey)
- Rainwater Goods > Powder Coated Aluminium; Anti-Climb downpipes; RAL: 7030 (Stone Grey) >
- Roof Eaves / Soffits / Trime > Trepsa RAL: 9010 (Pure White)
- Inset Windows > Powder Coated Aluminium Frames RAL: 7030 (Stone Grey) with Glazed Infill
- Brick Solidier Course >
- Brickwork Plinth > Ibetock "Sluart Buff"
- Brickwork below DPC > Ibetock "Staffordshire Blue Brindle Dragface"



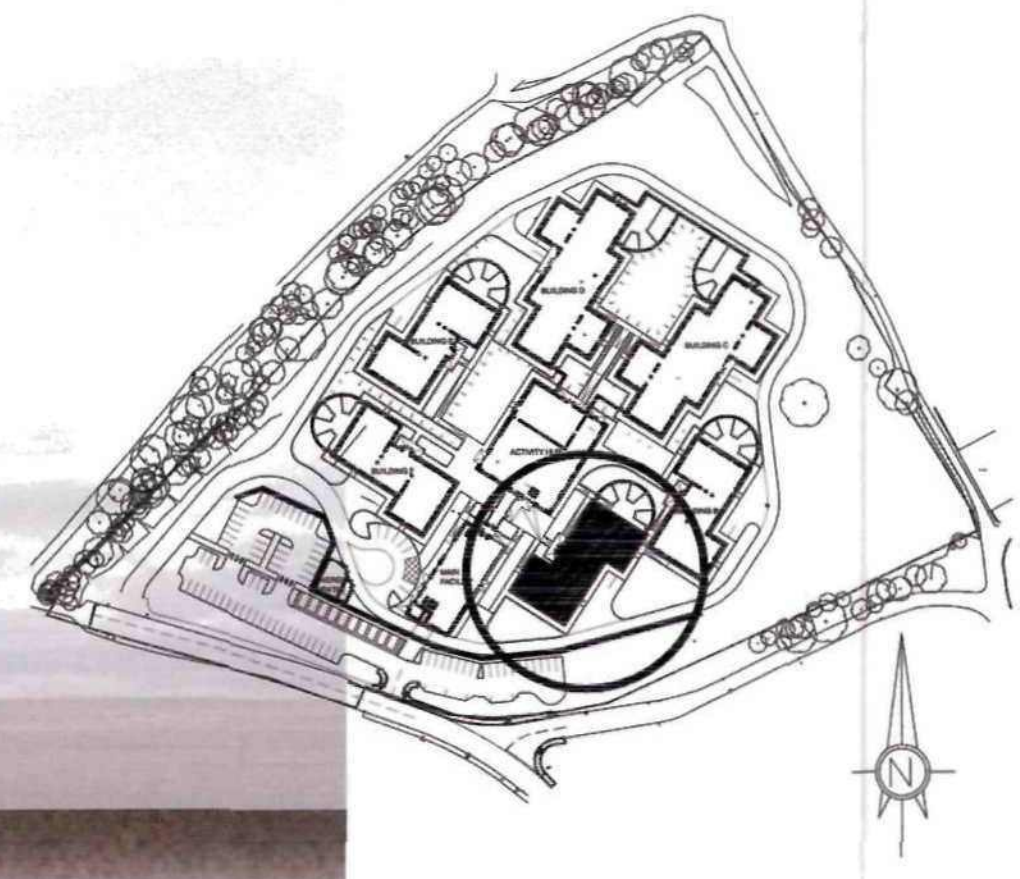
Typical Elevation Module Scale 1:50



Building A - South East Elevation Scale 1:100




Building A - North East Elevation Scale 1:100



Building A - Location Plan Scale 1:2500

DRAFT

Client: Interserve Construction Ltd	Drawing Title: Building A Elevations
Project: Earlswood Autistic Hospital	
Project No.: 3301-03	Drawing No.: (2)-05
	Rev.: B

RACE
COTTAM
ASSOCIATES

Sheffield Studio | 3 Vicar House | Soly Street | Sheffield | S1 4BB | T: 0114 273 7050 | F: 0114 273 7881

website: www.racecottam.com

© This drawing is the copyright of Race Cottam Associates Ltd. Do not scale from this drawing!

0	1	2	3	4	5	6	7	8	9	10
Graphical Scale 1:100										
Drawn by:	MJB	Date:	07.03.12	Scale:	1:100	@	A1			
Status:	Prepared	07.03.12	DC							
Approved by:	DC									
Revision:	Date	Drawn	Approved							
A - LAYOUT REVISED FOLLOWING USER CONSULTATION	08.06.12	MJB	DC							
B - ROOF REVISED FOLLOWING USER CONSULTATION	14.06.12	MJB	DC							
C - ELEVATIONS & MATERIALS REVISED FOLLOWING USER CONSULTATION	28.06.12	MJB	DC							
USER CONSULTATION										

Materials Key:

- Roof Eaves / Soffits / Trims > Powder Coated Aluminium RAL: 9010 (Pure White)
- Pitched Roof > Kingspan Composite Sheet KS1000RW, Colour - Metallic Strus
- Rainwater Goods > Powder Coated Aluminium RAL: 7030 (Stone Grey)
- Continuous "Ribbon" Windows > Powder Coated Aluminium Frames RAL: 7030 (Stone Grey) with Glazed Infill / composite panels random mix of RAL: 7030 (Stone Grey); 7031 (Bleu Grey); 7022 (Umbr Grey); 1013 (Oyster White)
- Composite Cladding Panels > RAL 9002 (Hamlet)
- Inset Windows > Powder Coated Aluminium Frames RAL 7030 (Stone Grey) with Glazed Infill
- Render to feature areas > RAL 7031 (Bleu Grey)
- Brick Soldier Course >
- Continuous "Ribbon" Windows > Powder Coated Aluminium Frames RAL: 7030 (Stone Grey) with Glazed Infill / composite panels random mix of RAL: 7030 (Stone Grey); 7031 (Bleu Grey); 7022 (Umbr Grey); 1013 (Oyster White)
- Brickwork Plinth > Ibstock "Stuart Buff" (2-Storey height to areas)
- Brickwork below DPC > Ibstock "Staffordshire Blue Brindle Draglaze"

Typical Elevation Module - Scale 1:50

Client: Interserve Construction Ltd
Project: Earlswood Artistic Hospital
Project No.: 3301-03 (2)-03
Drawing Title: Main Facility Elevations
Drawing No.: C
RACE COTTAM ASSOCIATES
www.racecottam.com
0191 279 7881 | 0191 279 7881 | 0191 279 7881
0191 279 7881 | 0191 279 7881 | 0191 279 7881
© This drawing is the copyright of Race Cottam Associates Ltd. Do not scale from this drawing!



Main Facility - Location Plan - Scale 1:2500



Proposed North West Elevation - Scale 1:100



Proposed South East Elevation - Scale 1:100



Proposed North East Elevation - Scale 1:100

Proposed South West Elevation - Scale 1:100