PLANNING

0 10 20 50mm

Paper Scale Check

Proposed - Front Elevation 1:100

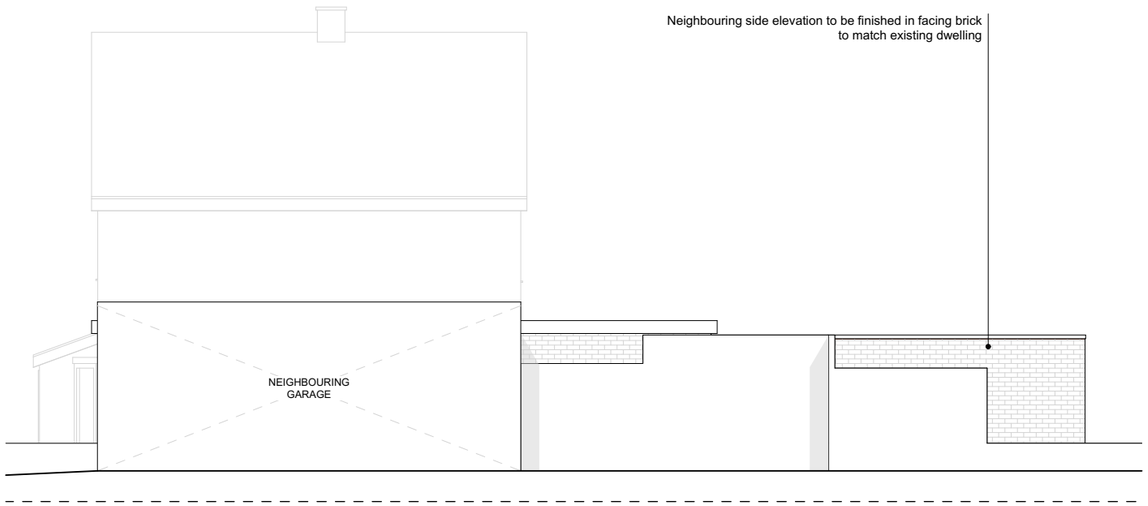

Proposed - Side Elevation (From Next Door) 1:100

General Notes

1. **Drawings are prepared for the purposes of obtaining Town & Country Planning Permission or Building Regulation Approval only.**
2. All dimensions in millimetres, levels in metres unless noted otherwise.
3. Do not scale from these drawings.
4. All internal dimensions refer to structure, i.e. prior to fixing of wall finish.
5. All dimensions shown on any drawing to existing structures are approximate and the contractor is to obtain all exact site dimensions necessary to carry out the works.
6. The contractor is to to check and clarify all levels, dimensions, drainage construction & specification prior to any works on site and to bring to the clients attention any variations or deviations for written confirmation before being carried out on site.
7. Temporary protection shall be provided to prevent water penetration into any existing structures during the works.
8. The contractor should maintain the stability of all existing buildings and structures within and adjacent to the works, and of all works from the date of possession of the site until practical completion of the works. The contractor shall design, install and maintain all necessary temporary works to comply with the above.
9. The contractor shall be responsible for ensuring that sufficient tolerances are provided and integrated throughout all elements of the works. The contractor is to take account of tolerances detailed elsewhere when complying with this clause.
10. All materials shall be fixed, applied or mixed in accordance with all of the manufacturers instructions, recommendations & specifications. All materials shall be fit for the purposes that they are to be used for.
11. The contractor shall take into account everything necessary for the proper execution of the works and to the satisfaction of the Local Authority Building Surveyor, whether or not indicated on the drawing or in the specification.
12. All brick coursing is approximate and the contractor is to obtain all exact site dimensions necessary to carry out the works.
13. It is the responsibility of the owner / client to serve a notice on the adjoining or adjacent neighbours for the proposed works under 'The Party Wall Act 1996' Explanatory booklets can be obtained free of charge from the D.O.E. publications despatch centre, Blackhorse Road, London SE99 6TT. Tel: 0181 691 9191.
14. This drawing is Copyright ©

Elevation Materials Key

Existing external materials

New areas of facing brickwork to match existing

New areas of render

Note - Please read in conjunction with relevant specification notes

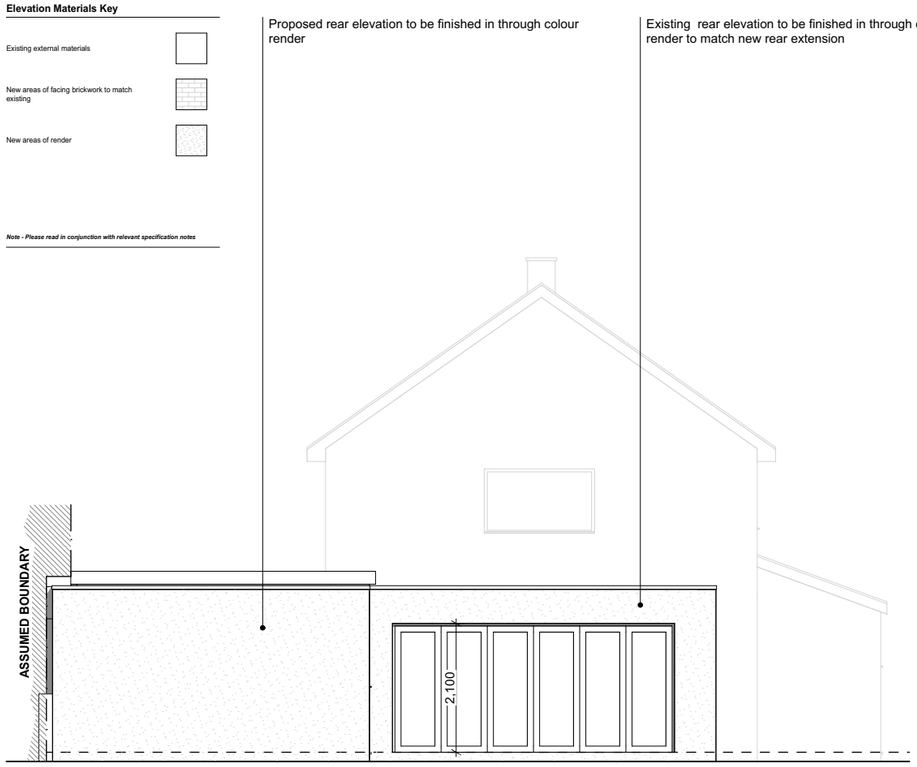

Proposed - Rear Elevation 1:100

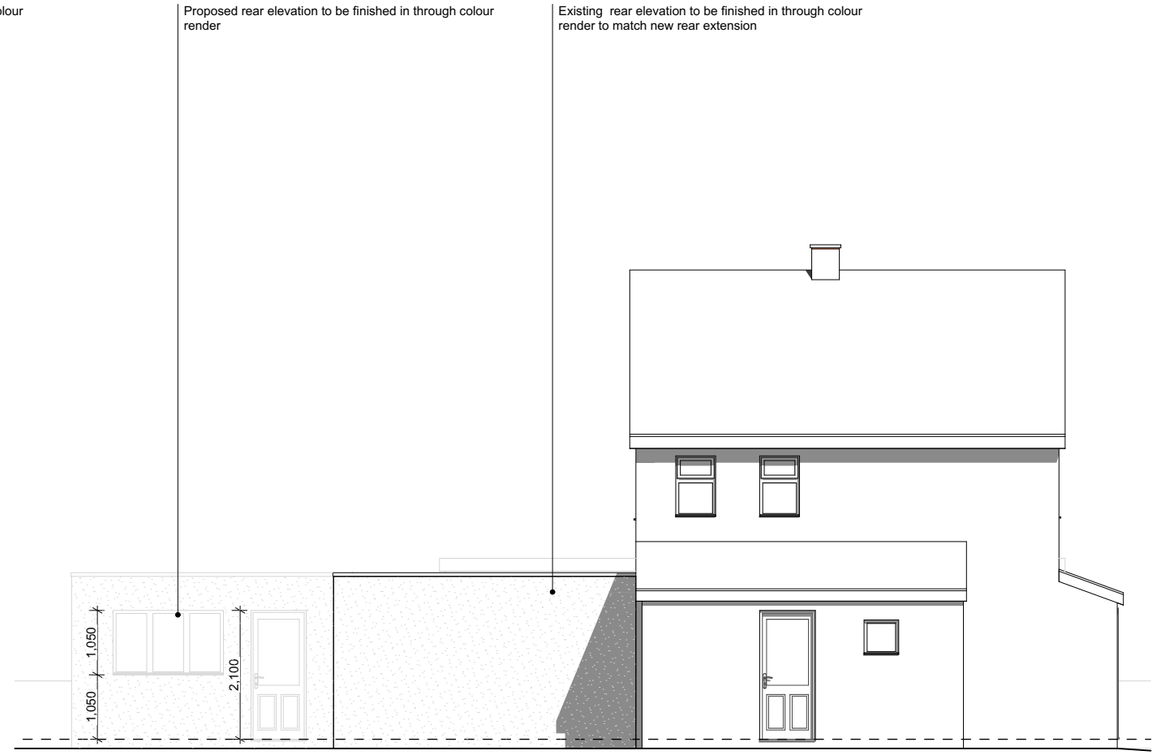

Proposed - Side Elevation 1:100

Revision	Description	Date	Drawn
F	Amended to planning comments	22.07.20	JH
E	Issue for Planning	08.06.20	JH
D	Amended to clients comments	02.06.20	JH
C	Amended to clients comments	29.05.20	JH
B	Amended to clients comments	23.05.20	JH
A	Draft Issue	12.05.20	JH

Client

Richard Cooper

Project

48, Tingle Bridge Lane
Hemingfield, Barnsley,
S73 0NP

Drawing Title

Proposed Elevations

Drawing No. 20012_05

Scale at A3 1:100

FRAME
Building Design + Technology