

APPENDIX 2
NOISE ASSESSMENT REPORT

wardell-armstrong.com

ENERGY AND CLIMATE CHANGE
ENVIRONMENT AND SUSTAINABILITY
INFRASTRUCTURE AND UTILITIES
LAND AND PROPERTY
MINING, QUARRYING AND MINERAL ESTATES
WASTE RESOURCE MANAGEMENT



MONCKTON ENERGY LIMITED

MONCKTON – 10MW GAS PEAKING FACILITY

NOISE ASSESSMENT REPORT

SEPTEMBER 2016

your earth our world



DATE ISSUED: September 2016
JOB NUMBER: LE13674
REPORT NUMBER: 001

MONCKTON ENERGY LIMITED


MONCKTON – 10MW GAS PEAKING FACILITY

Noise Assessment Report

September 2016


PREPARED BY:

N C Auckland (AMIOA) Environmental Scientist



APPROVED BY:

C M Dawson (MIOA) Technical Director



This report has been prepared by Wardell Armstrong LLP with all reasonable skill, care and diligence, within the terms of the Contract with the Client. The report is confidential to the Client and Wardell Armstrong LLP accept no responsibility of whatever nature to third parties to whom this report may be made known.

No part of this document may be reproduced without the prior written approval of Wardell Armstrong LLP.



Wardell Armstrong is the trading name of Wardell Armstrong LLP, Registered in England No. OC307138.

Registered office: Sir Henry Doulton House, Forge Lane, Etruria, Stoke-on-Trent, ST1 5BD, United Kingdom

UK Offices: Stoke-on-Trent, Birmingham, Cardiff, Carlisle, Edinburgh, Greater Manchester, London, Newcastle upon Tyne, Penryn, Sheffield, Truro, West Bromwich. International Offices: Almaty, Moscow

ENERGY AND CLIMATE CHANGE
ENVIRONMENT AND SUSTAINABILITY
INFRASTRUCTURE AND UTILITIES
LAND AND PROPERTY
MINING AND MINERAL PROCESSING
MINERAL ESTATES AND QUARRYING
WASTE RESOURCE MANAGEMENT

CONTENTS

1	INTRODUCTION	1
2	ASSESSMENT METHODOLOGY	2
3	NOISE SURVEY	9
4	UNCERTAINTY	10
5	NOISE IMPACT ASSESSMENT	11
6	NOISE ATTENUATION SCHEME	15
7	CONCLUSIONS	17

APPENDICES

Appendix A Noise Monitoring Results and Background Data Analysis

DRAWINGS

LE13674-003 Noise Monitoring and Receptor Locations

1 INTRODUCTION

- 1.1.1 By email instruction from Mr John Dickinson of WYG Planning Limited, on behalf of Monckton Energy Limited, Wardell Armstrong LLP was commissioned to undertake a noise assessment for a proposed 10MW Gas Peaking Plant, at the former Monckton Coke and Chemical Works ('Coke Works'), Royston, South Yorkshire.
- 1.1.2 The proposed site for the gas peaking facility is located within the southern part of the Coke Works, at an existing disused biological effluent treatment plant. The plant will be demolished and the gas peaking facility will be situated in its place.
- 1.1.3 To the north, east, south, and west, the site is bordered by land within the Coke Works. To the south, the site is bordered by open woodland within the Coke Works, then the B6428, and a single residential dwellings known as Station House.
- 1.1.4 Some 5 x 2 MW generator sets would be installed at the site. The generator sets would be housed within acoustically attenuated metal containers, each with adjoining air inlet and extractor attenuators, radiators and emissions flue.
- 1.1.5 The report assesses the results of a noise survey and assessment carried out in accordance with current guidance, including an assessment in accordance with BS4142:2014 and includes recommendations for noise mitigation as appropriate.

2 ASSESSMENT METHODOLOGY

2.1 Scope of Works

2.1.1 The scope of the noise assessment includes consideration of potential noise affecting existing sensitive receptors, i.e. existing residential areas, specifically in terms of the potential impact of noise from the gas peaking generators, and is in line with current guidance and best practice.

2.2 Noise Survey

2.2.1 As part of this assessment, Wardell Armstrong LLP has carried out an attended noise survey to assess the current background noise levels at a single existing sensitive receptor location. The survey is discussed in Section 3 of this report.

2.2.2 The sources of existing background noise comprise road traffic.

2.3 Assessment Methodology

2.3.1 An assessment is required to consider any potentially noise sensitive areas near the site. The potential impacts of the future sources of noise, at existing sensitive receptor locations, in the vicinity of the proposed development have been assessed with reference to;

- National Planning Policy Framework, 2012 (NPPF);
- Noise Policy Statement for England, 2010 (NPSE);
- Planning Practice Guidance, 2014;
- World Health Organisation Guidelines For Community Noise 1999 (WHO);
- British Standard 8233: 2014 Guidance on Sound Insulation and noise reduction for buildings (BS8233); and
- British Standard 4142: 2014 Methods for Rating and assessing industrial and commercial sound.

2.4 National Policy and Guidance

National Planning Policy Framework

2.4.1 In March 2012 the 'National Planning Policy Framework' (NPPF) was introduced as national planning guidance within England. Paragraph 123 of the NPPF states:

'Planning policies and decisions should aim to:

- avoid noise from giving rise to significant adverse impacts on health and quality of life as a result of new development;

- mitigate and reduce to a minimum other adverse impacts on health and quality of life arising from noise from new development, including through the use of conditions;
- recognise that development will often create some noise and existing businesses wanting to develop in continuance of their business should not have unreasonable restrictions put on them because of changes in nearby land uses since they were established; and
- identify and protect areas of tranquillity which have remained relatively undisturbed by noise and are prized for their recreational and amenity value for this reason.'

2.4.2 With regard to 'adverse impacts' the NPPF refers to the 'Noise Policy Statement for England' (NPSE), which defines three categories, as follows:

'NOEL – No Observed Effect Level

- This is the level below which no effect can be detected. In simple terms, below this level, there is no detectable effect on health and quality of life due to the noise.

LOAEL – Lowest Observed Adverse Effect Level

- This is the level above which adverse effects on health and quality of life can be detected.

SOAEL – Significant Observed Adverse Effect Level

- This is the level above which significant adverse effects on health and quality of life occur'.

2.4.3 The Planning Practice Guidance (PPG) provides further detail about how the effect levels can be recognised. Above the NOEL noise becomes noticeable, however it has no adverse effect as it does not cause any change in behaviour or attitude. Once noise crosses the LOAEL threshold it begins to have an adverse effect and consideration needs to be given to mitigating and minimising those effects, taking account of the economic and social benefits being derived from the activity causing the noise. Increasing noise exposure further might cause the SOAEL threshold to be crossed. If the exposure is above this level the planning process should be used to avoid the effect occurring by use of appropriate mitigation such as by altering the

design and layout. Such decisions must be made taking account of the economic and social benefit of the activity causing the noise, but it is undesirable for such exposure to be caused. At the highest extreme the situation should be prevented from occurring regardless of the benefits which might arise.

2.4.4 The first aim of the NPSE states that significant adverse effects on health and quality of life should be avoided. The second aim refers to the situation where the impact lies somewhere between LOAEL and SOAEL, and it requires that all reasonable steps are taken to mitigate and minimise the adverse effects of noise. However, this does not mean that such adverse effects cannot occur. Table 1 summarises the noise exposure hierarchy.

Table 1: National Planning Practice Guidance noise exposure hierarchy			
Perception	Examples of Outcomes	Increasing Effect Level	Action
Not noticeable	No Effect	No Observed Effect	No specific measures required
Noticeable and not intrusive	Noise can be heard, but does not cause any change in behaviour or attitude. Can slightly affect the acoustic character of the area but not such that there is a perceived change in the quality of life.	No Observed adverse Effect	No specific measures required
		Lowest Observed Adverse Effect Level	
Noticeable and intrusive	Noise can be heard and causes small changes in behaviour and/or attitude, e.g. turning up volume of television; speaking more loudly; closing windows for some of the time because of the noise. Potential for non-awakening sleep disturbance. Affects the acoustic character of the area such that there is a perceived change in the quality of life.	Observed Adverse Effect	Mitigate and reduce to a minimum
		Significant Observed Adverse Effect Level	
Noticeable and disruptive	The noise causes a material change in behaviour and/or attitude, e.g. having to keep windows closed most of the time, avoiding certain activities during periods of intrusion. Potential for sleep disturbance resulting in difficulty in getting to sleep, premature awakening and difficulty in getting back to	Significant Observed Adverse Effect	Avoid

	sleep. Quality of life diminished due to change in acoustic character of the area.		
Noticeable and very disruptive	Extensive and regular changes in behaviour and/or an inability to mitigate effect of noise leading to psychological stress or physiological effects, e.g. regular sleep deprivation/awakening; loss of appetite, significant, medically definable harm, e.g. auditory and non-auditory.	Unacceptable Adverse Effect	Prevent

2.4.5 The Noise Policy Statement for England refers to the World Health Organisation (WHO) when discussing noise impacts. The WHO Guidelines for Community Noise 1999 suggest guideline values for internal noise exposure which take into consideration the identified health effects and are set, based on the lowest effect levels for general populations. Guideline values for annoyance which relate to external noise exposure are set at 50 or 55 dB(A), representing day time levels below which a majority of the adult population will be protected from becoming moderately or seriously annoyed respectively.

The following guideline values are suggested by WHO:

- 35 dB L_{Aeq} (16 hour) during the day time in noise sensitive rooms
- 30 dB L_{Aeq} (8 hour) during the night time in bedrooms
- 45 dB L_{Amax} (fast) during the night time in bedrooms
- 50 dB L_{Aeq} (16 hour) to protect majority of population from becoming moderately annoyed
- 55 dB L_{Aeq} (16 hour) to protect majority of population from becoming seriously annoyed

2.4.6 British Standard 8233 “Guidance on sound insulation and noise reduction for buildings” 2014 bases its advice on the WHO Guidelines. In addition, for internal noise levels it states;

“Where development is considered necessary or desirable, despite external noise levels above WHO guidelines, the internal target levels may be relaxed by up to 5 dB and reasonable internal conditions still achieved.”

Furthermore, with regard to external noise, the Standard states;

“For traditional external areas that are used for amenity space such as gardens and patios, it is desirable that the external noise level does not exceed 50 dB $L_{Aeq, T}$ with an upper guidance value of 55 dB $L_{Aeq, T}$ which would be acceptable in noisier environments. However, it is also recognised that these guideline values are not achievable in all circumstances where development might be desirable. In higher noise areas, such as city centres or urban areas adjoining the strategic transport network, a compromise between elevated noise levels and other factors, such as the convenience of living in these locations or making efficient use of land resources to ensure development needs can be met, might be warranted. In such a situation, development should be designed to achieve the lowest practicable levels in these external amenity spaces, but should not be prohibited”.

2.4.7 The PPG summarises the approach to be taken when assessing noise. It accepts that noise can override other planning concerns, but states:

“Neither the Noise Policy Statement for England nor the National Planning Policy Framework (which reflects the Noise Policy Statement) expects noise to be considered in isolation, separate from the economic, social and other environmental dimensions of proposed development”.

British Standard 4142:2014 (BS4142), Method for rating and assessing industrial and commercial sound:

2.4.1 BS4142 is used to rate and assess sound of an industrial and/or commercial nature including:

- sound from industrial and manufacturing processes;
- sound from fixed installations which comprise mechanical and electrical plant and equipment;
- sound from the loading and unloading of goods and materials at industrial and/or commercial premises; and
- sound from mobile plant and vehicles that is an intrinsic part of the overall sound emanating from premises or processes, such as that from forklift trucks, or that from train or ship movements on or around an industrial and/or commercial site.

2.4.2 The standard is applicable to the determination of the following levels at outdoor locations:

- rating levels for sources of sound of an industrial and/or commercial nature; and
- ambient, background and residual sound levels, for the purposes of:

1) Investigating complaints;

2) Assessing sound from proposed, new, modified or additional source(s) of sound of an industrial and/or commercial nature; and

3) Assessing sound at proposed new dwellings or premises used for residential purposes.

2.4.3 The purpose of the BS4142 assessment procedure is to assess the significance of sound of an industrial and/or commercial nature.

2.4.4 BS4142 refers to noise from the industrial source as the 'specific noise' and this is the term used in this report to refer to noise from the gas peaking generators. The 'specific noise' levels, of the existing operations have been measured and are detailed in Section 3 of this report.

2.4.5 BS4142 assesses the significance of impacts by comparing the specific noise level to the background noise level (L_{A90}). Section 3 provides details of the background noise survey undertaken.

2.4.6 Certain acoustic features can increase the significance of impacts over that expected from a simple comparison between the specific noise level and the background noise level. In particular BS4142 identifies that the absolute level of sound, the character, and the residual sound and the sensitivity of receptor should all be taken into consideration. BS4142 includes allowances for a rating penalty to be added if it is found that the specific noise source contains a tone, impulse and/or other characteristic, or is expected to be present. The specific noise level along with any applicable correction is referred to as the 'rating level'.

2.4.7 The greater the increase between the rating level over the background noise level, the greater the magnitude of the impact. The assessment criteria given by BS4142 are as follows:

- A difference of around +10dB or more is likely to be an indication of a significant adverse impact, depending on the context.

- A difference of around +5dB is likely to be an indication of an adverse impact, depending on the context.
- The lower the rating level is relative to the measured background sound level, the less likely it is that the specific sound source will have an adverse impact or a significant adverse impact. Where the rating level does not exceed the background sound level, this is an indication of the specific sound source having a low impact, depending on the context.

2.4.8 During the daytime, BS4142 requires that noise levels are assessed over 1-hour periods. However, during the night-time, noise levels are required to be assessed over 15-minute periods.

2.4.9 Where the initial estimate of the impact needs to be modified due to context, BS4142 states that all pertinent factors should be taken into consideration, including:

- The absolute level of sound;
- The character and level of the residual sound compared to the character and level of the specific sound; and
- The sensitivity of the receptor and whether dwellings or other premises used for residential purposes will already incorporate design measures that secure good internal and/or outdoor acoustic conditions.

2.5 Existing Sensitive Receptors

2.5.1 The following existing sensitive receptor (ESR) has been identified as being closest to the site. Other receptors may be affected by noise from the proposed development, however the noise levels will be less than at the receptor identified. The existing sensitive receptor identified is shown in Table 2 below.

Table 2: Existing Noise Sensitive Receptor Locations			
Receptor		Bearing from Site	Distance from Site Boundary
ESR1	Station House, Lund Hill Lane (B6428)	South	85m

3 NOISE SURVEY

3.1 Background Noise Survey

3.1.1 On the 5th and 6th September 2016, Wardell Armstrong LLP carried out a background noise survey.

3.1.2 Unattended noise measurements were carried out at a single monitoring location, which is considered to be representative of ESR1 to the south of the site. The monitoring location is as follows, and is shown on Drawing Number LE13674-001:

- Monitoring Location 1: To the south of the site. The monitoring location is considered to be representative of Station House (ESR1).

3.1.3 Unattended noise monitoring was carried out between 0700 and 1900 hours on the 6th September 2016.

3.1.4 The noise measurements were made using a Class 1, integrating sound level meter. In accordance with guidance the microphone was mounted vertically on a tripod 1.5m above the ground and more than 3.5 metres from any other reflecting surfaces.

3.1.5 The sound level meter was calibrated to a reference level of 94dB at 1kHz both before, and on completion of, the noise survey. No drift in the calibration during the survey was noted.

3.1.6 The background noise measurements were undertaken during dry and calm weather conditions.

3.1.7 A-weighted¹ L₉₀² noise levels were measured to comply with the requirements of BS4142. A-weighted L_{eq}³ and L₁₀⁴ noise levels, together with the maximum and minimum sound pressure levels, were also measured to provide additional information. The measured noise levels are set out in full in Appendix A.

3.1.8 Attended noise monitoring allows observations and detailed notes to be made of the significant noise sources which contribute to each of the measured levels. The observations identified the following:

¹ A' Weighting An electronic filter in a sound level meter which mimics the human ear's response to sounds at different frequencies under defined conditions

² L₉₀ The noise level which is exceeded for 90% of the measurement period.

³ L_{eqs} Equivalent continuous noise level; the steady sound pressure which contains an equivalent quantity of sound energy as the time-varying sound pressure levels.

⁴ L₁₀ The noise level which is exceeded for 10% of the measurement period.

Road Traffic Noise: Noise from road traffic on the B6428 was audible at the monitoring location throughout the noise survey.

Other Sources: Noise from birdsong was also occasionally audible.

3.2 Uncertainty

3.2.1 To reduce measurement uncertainty the following steps have been taken:

- The background noise measurement location was selected to be representative of the background noise level at the closest receptor to the site. In accordance with guidance the microphone was mounted vertically on a tripod 1.5m above the ground. The monitoring location was also more than 3.5 metres from any other reflecting surfaces;
- The background noise measurements were undertaken during dry and calm weather conditions;
- The daytime background noise monitoring was undertaken during what is considered to be the representative periods of the daytime (0700 to 1900 hours);
- The daytime background noise monitoring was undertaken over 1 hour periods in accordance with the reference period required by BS4142;
- The results of each measurement period are reported to the nearest 0.1dB; and
- Noise measurements were made using a Class 1, integrating sound level meter.

4 NOISE IMPACT ASSESSMENT

Industrial/Commercial Noise Assessment (BS4142)

4.1 Introduction

4.1.1 The proposed gas peaking facility compound area would be located within an area approximately 0.2 hectares in size. Some 5 x 2 MW generator sets would be installed at the site.

4.1.2 The Scheme would provide a flexible modular energy supply which could rapidly deliver between 2 to 10 MW of power in response to the demands of the National Grid. The generator sets would use a mains gas supply, which would be connected to the gas peaking plant, in order to generate electricity during periods of peak demand on the National Grid. It is anticipated that the generators would run around 800 hours per year as standby electricity generation when the local area is in shortage/stress, with peak times anticipated to be between 1600 to 1930 hours Monday to Friday during the months of November to March inclusive. In this respect, it is worth noting that without such contingencies electricity shortages could be experienced resulting in blackouts. As such, National Grid are supporting the development of small local distributed electricity generation to cover times of such potential shortage.

4.1.3 The Scheme provides for the installation of 5 x 2 MW generators to produce standby electricity generation for National Grid. Each proposed generator would be housed within an acoustically attenuated metal container. Each container would be approximately 12 metres in length (extending to 16 metres allowing for the above ground attenuators at either end of the containers), by 3.2 metres in width and 3.5 metres in height. The exhaust flue would be located on top of each generator container and in total extend to 7.1 metres above ground level.

4.1.4 A BS4142 assessment has been carried out to assess the potential noise impact of gas peaking generators, at the existing sensitive receptor. It is anticipated that the generators would operate during the daytime, at the peak demand period (1600 to 1930), therefore only a daytime (0700 to 2300) noise assessment has been carried out.

4.2 Selection of the Background Noise

4.2.1 Section 8 of BS4142 provides guidance on the selection of the background sound to be used in the assessment. BS4142 states that the background sound levels used for

the assessment should be representative of the period being assessed (i.e. daytime period), and that there is no “single” background sound level.

- 4.2.2 Therefore, some assessment of the measured noise levels is required to select the most appropriate and representative background sound level. An assessment has been carried out based upon the measured noise levels during the daytime period.
- 4.2.3 For the purposes of this assessment, the measured background noise level from monitoring location 1, is considered representative of the background noise level at sensitive receptor to the south of the site.
- 4.2.4 The background noise levels, to be used in the BS4142 assessment are the average of the LA90 levels measured at monitoring location 1 on the 6th September 2016.
- 4.2.5 The background noise level has been averaged, to give a single background value. The single level has then been compared to the measured background during each interval (i.e. 1 hour during the daytime), to verify that it can be considered to be representative of typical background noise levels during the period.
- 4.2.6 Measurements were carried out during a representative period, and the results are therefore considered robust. Full analysis of the background data can be found in Appendix A.

Daytime

- 4.2.7 Analysis of the background data for the daytime period, has shown the representative background noise level to be 39dB LA90.

4.3 Assessment of Noise

Identification of the Specific Noise

- 4.3.1 Each gas peaking generator will be located within an acoustically attenuated metal container. The predicted noise levels, including the attenuation provided by the container and attenuators, is detailed below in Table 3.

Table 3: Predicted Gas Peaking Generator Noise Level, Including Attenuation Provided by Container and Attenuator (Figures in dB unless specified)										
Component	Octave Band Frequency (Hz)									dB(A)
	31.5	63	125	250	500	1000	2000	4000	8000	
Lp(Lin)ra										
Lp(Lin)ex	58.6	55.1	55.5	47.3	46.3	45.9	45.7	46.3	41.7	52.8
Lp(Lin)ai	51.2	58.4	55.7	32.5	10.5	-7.3	-11.4	-7.4	29.5	40.7
Lp(Lin)ao	56.8	64.9	59.4	32.4	7.3	-10.8	-13.7	-7.8	35.2	45.0
Lp(Lin)gm	57.4	62.5	64.4	52.1	41.3	35.4	26.3	23.5	27.0	50.2
Lp(Lin)	62.8	67.7	66.4	53.4	47.5	46.3	45.8	46.4	42.9	55.3

Where:

Lp(Lin)ra is the contribution from the radiator at 10 m

Lp(Lin)ex is the contribution from the exhaust at 10 m

Lp(Lin)ai is the contribution from the inlet attenuater at 10 m

Lp(Lin)ao is the contribution from the outlet attenuater at 10 m

Lp(Lin)gm is the contribution from the generator module at 10 m

4.3.2 As detailed above in Table 3, the noise level from each generator is 55.3dB. However, the site will feature five generators, therefore the noise level has been logarithmically multiplied by a factor of 5. This therefore gives a specific noise level of 62 dB at 10m.

Acoustic Features and Rating Penalties

4.3.3 The specific noise from the generator will generally turn on/off once a day, and it is unlikely to turn on/off within the 1 hour reference period. Therefore, no penalty has been added for intermittency.

4.3.4 Analysis of the third-octave band data in table 3, indicates that there is no significant tonal component to the specific noise and therefore no correction has been applied for tonality.

4.3.5 It is also unlikely that noise from the generators will be readily distinctive against the residual acoustic environment, given the close proximity to the B6428, therefore no additional penalties have been added.

Comparison of Background and Specific Noise Levels

4.3.6 In accordance with BS4142, the specific noise level of all operations at the site in the vicinity of the existing sensitive receptor has been compared with the corresponding measured background noise level. The results of the BS4142 assessment are detailed in Table 4 below.

Table 4: BS4142 Assessment during the Daytime (0700 to 2300) at Existing Receptor to the South – (Figures in dB(A))	
	ESR 1
Specific Noise Level at 10m	62
Specific Noise Level at the Receptor	43
Acoustic Feature Correction	0
Rating Level	43
Background Noise Level (dB LA90)	39

Excess of rating over background level	+4
--	----

4.3.7 BS4142 states that a difference of around +5dB is likely to be an indication of an adverse impact, depending on the context.

4.3.8 The results of the BS4142 assessment indicate that noise from the generators is likely to cause an **adverse impact** at the existing sensitive receptor identified during the daytime period.

4.4 BS4142 Context Assessment

4.4.1 BS4142:2014 States; *“The significance of sound of an industrial and/or commercial nature depends upon both the margin by which the rating level of the specific sound sources exceeds the background sound level and the context in which the sound occurs”.*

4.4.2 The first requirement of this statement has been determined within the noise impact assessment section above. To determine the context in which the industrial sound will reside, three factors must be considered, these are;

- The absolute level of sound;
- The character and level of the residual sound compared to the character and level of the specific sound; and,
- The sensitivity of the receptor.

Absolute level of Sound

4.4.3 The impact of a given difference between rating level and background noise level will depend upon whether the residual sound level is low or high.

4.4.4 In order to assess the noise from the generators, in the context of its environment and at the existing sensitive receptor, the predicted sound level from the generators have been added to the measured average ambient noise levels, at the existing sensitive receptor.

4.4.5 The results for the existing receptor location are detailed within Table 5.

Table 8: Context Assessment at Existing Sensitive Receptors – Proposed Site Operations - Daytime Between 0700 and 2300 hours Figures in dB L_{Aeq}	
Receptor	ESR 1
Average residual sound level over the noise monitoring period i.e. Existing sound level without the proposed operations	54
Predicted Specific Noise i.e. Noise from site operations	43
Total absolute level of sound i.e. Existing sound level plus site operations sound level	54
Difference between existing ambient sound levels and predicted future sound levels	0

4.4.6 The noise likely to be generated by generators during the daytime (0700 to 2300), is 11dB below the existing ambient noise level at the nearby sensitive receptor. There would be a no increase in the absolute noise at the ESR1.

Character and Level of Residual Sound

4.4.7 The existing sensitive receptor is located in close proximity to the Coke Works, with other existing industrial uses to the north east. The ambient noise is dominated by road traffic on the adjacent B6428.

4.4.8 Without mitigation measures in place, noise from the generators will be below the residual noise level.

Sensitivity of Receptor and Existing Acoustic Conditions

4.4.9 It was unclear from site observations what glazing and ventilation is installed at existing sensitive receptors ESR1. As a worst case scenario, the dwellings can be assumed to be naturally ventilated with no specific mitigation measures to control noise ingress from the surrounding area.

4.4.10 Therefore, windows will need to be opened to provide adequate ventilation in habitable rooms within the dwellings. An open window typically provides 15dB(A) attenuation. Therefore, with windows open the specific noise from the generators would be 35dB, which is below the WHO guideline values for living rooms during the daytime.

4.4.11 The existing sensitive receptors are considered to be of moderate sensitivity due to the occupants need for quiet rest and relaxation.

4.5 Summary of BS4142 Assessment

- 4.5.1 The results of the BS4142 assessment indicate that without mitigation measures in place, noise from operations at the site are likely to be 4dB above the existing background sound level at ESR1.
- 4.5.2 When considering the site context, in accordance with BS4142, noise from operations at the site will cause a **low impact** at the existing sensitive receptor during the daytime period.
- 4.5.3 Therefore, when assessed in accordance with NPSE, the impact from the site is likely to be **No Observed Effect Level**, as the noise may be audible on occasions, but it is unlikely to cause any change in behaviour or attitude.

5 CONCLUSIONS

- 5.1.1 Wardell Armstrong has carried out a noise assessment for a proposed 10MW Gas Peaking Plant, at the Coke Works, Royston, South Yorkshire.
- 5.1.2 The proposed site for the gas peaking plant, is located within the southern part of the Coke Works, at an existing disused biological effluent treatment plant. The plant will be demolished and the gas peaking facility will be situated in its place.
- 5.1.3 Some 5 x 2 MW generator sets would be installed at the site, and the generators would be housed within acoustically attenuated metal containers, each with adjoining air inlet and extractor attenuators, radiators and emissions flue.
- 5.1.4 The operational activities associated with the site, specifically noise from the gas peaking generators, has the potential to create noise which might affect existing sensitive receptors in the vicinity of the development. Therefore, an industrial noise assessment has been carried out in accordance with BS4142.
- 5.1.5 A background noise survey has been undertaken at a single monitoring location considered representative of the existing sensitive receptor in the vicinity of the existing site, specifically ESR1 (i.e. existing sensitive receptor at Station House, Lund Hill Lane (B6428)).
- 5.1.6 In accordance with BS4142, the specific noise level of the generators, as received at the existing sensitive receptor, has been compared with the corresponding measured background noise levels during the daytime.

5.2 BS4142 Summary

- 5.2.1 When considering the site context, the results of the BS4142 assessment indicate that noise from the generators at the site, is likely to cause a **low impact** at the existing sensitive receptor during each daytime, without the requirement for mitigation measures.

5.3 NPSE Summary

- 5.3.1 When assessed in accordance with NPSE, the impact operations at the site during all the periods assessed, is likely to be **No Observed Effect Level**, as the noise may be audible on occasions, but it is unlikely to cause any change in behaviour or attitude.

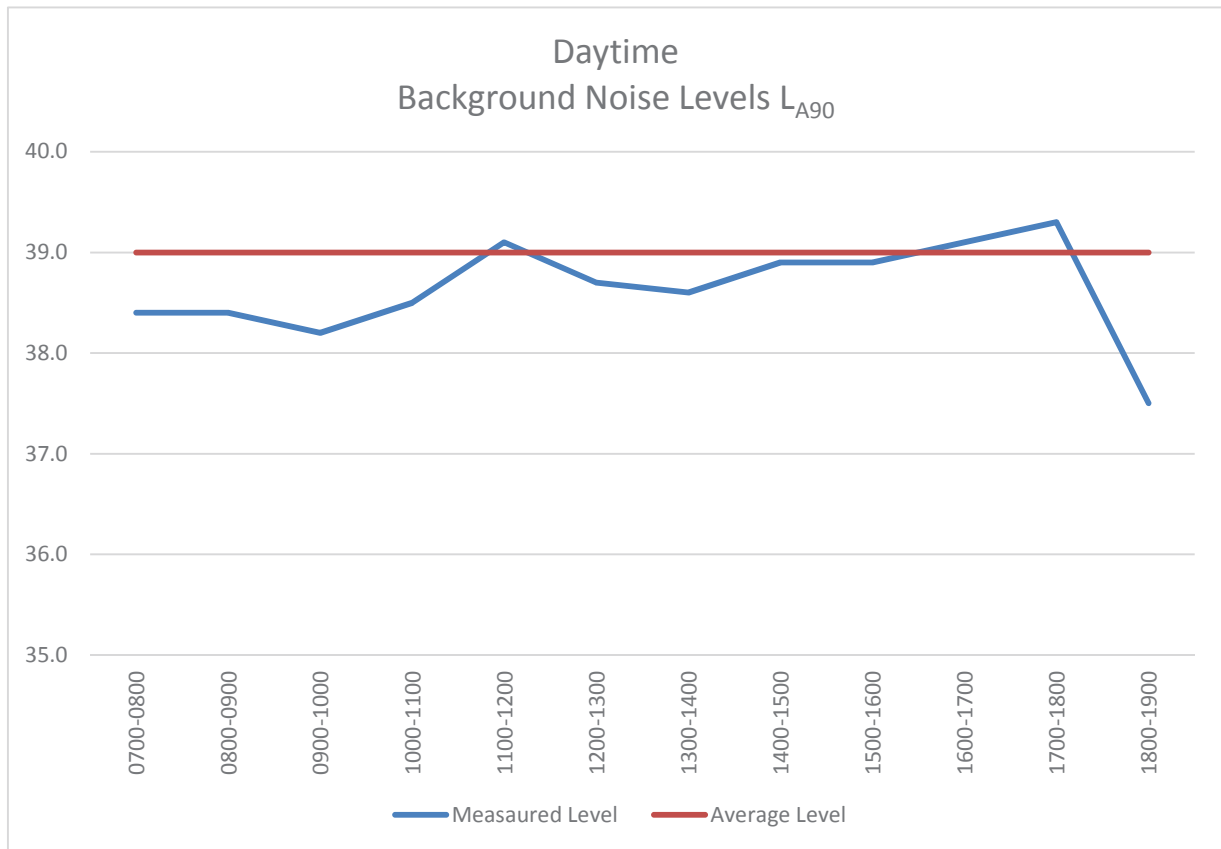
Appendix A

Noise Monitoring Results and Background Data Analysis

Appendix A Noise Monitoring Results

Monitoring Location 1 - To the southeast of the Site, considered to be representative of Station House, Lund Hill Lane (ESR 1)						
Time	L _{Aeq} (dB)	L _{A min} (dB)	L _{A max} (dB)	L _{A90} (dB)	L _{A10} (dB)	Comments
16/02/2016 - Daytime						
0700-0800	53.7	33.5	70.3	38.4	58.4	Unattended Noise from road traffic on Lund Hill Lane. Birdsong
0800-0900	53.3	33.2	70.4	38.4	57.9	
0900-1000	53.1	33.7	72.1	38.2	57.5	
1000-1100	55.0	34.4	84.9	38.5	57.1	
1100-1200	54.2	35.6	74.1	39.1	57.2	
1200-1300	52.5	34.0	71.3	38.7	56.8	
1300-1400	52.7	34.8	71.2	38.6	57.2	
1400-1500	52.6	35.0	73.6	38.9	56.9	
1500-1600	54.2	33.4	75.4	38.9	57.8	
1600-1700	54.1	32.7	80.9	39.1	58.0	
1700-1800	56.8	32.1	84.6	39.3	59.0	
1800-1900	53.5	32.9	77.0	37.5	57.8	

Background Data Analysis



Drawings

Noise Monitoring Location



DO NOT SCALE FROM THIS DRAWING

- REFERENCE
- SITE BOUNDARY
 - ⊗ NOISE MONITORING RECEPTOR LOCATION

B	Boundary Amended	15/09/16	PG	NA	MD
A	Boundary Added	14/09/16	PG	NA	MD
REVISION	DETAILS	DATE	DRN	CHK'D	APP'D

CLIENT
Monckton Energy Limited

PROJECT
Monckton Gas Peaking Facility

DRAWING TITLE
Noise Monitoring Location

DRG NO.	LE13674-001	REV	A
DRG SIZE	A3	SCALE	1:2500
DRAWN BY	PG	CHECKED BY	NA
APPROVED BY	MD		

LEIGH TEL: 0191 220 0101 WEB: WWW.WARDELL-ARMSTRONG.COM

<input type="checkbox"/> BIRMINGHAM	<input type="checkbox"/> CARDIFF	<input type="checkbox"/> CARLISLE	<input type="checkbox"/> CROTTON
<input type="checkbox"/> EDINBURGH	<input type="checkbox"/> GLASGOW	<input type="checkbox"/> LONDON	<input type="checkbox"/> MANCHESTER
<input type="checkbox"/> NEWCASTLE UPON TYNE	<input type="checkbox"/> SHEFFIELD	<input type="checkbox"/> STOKES ON TRENT	<input type="checkbox"/> TANTON

wardell armstrong your earth our world

STOKE-ON-TRENT
Sir Henry Doulton House
Forge Lane
Etruria
Stoke-on-Trent
ST1 5BD
Tel: +44 (0)845 111 7777

CARDIFF
22 Windsor Place
Cardiff
CF10 3BY
Tel: +44 (0)292 072 9191

EDINBURGH
Suite 2/3
Great Michael House
14 Links Place
Edinburgh
EH6 7EZ
Tel: +44 (0)131 555 3311

GREATER MANCHESTER
2 The Avenue
Leigh
Greater Manchester
WN7 1ES
Tel: +44 (0)194 226 0101

LONDON
Third Floor
46 Chancery Lane
London
WC2A 1JE
Tel: +44 (0)207 242 3243

NEWCASTLE UPON TYNE
City Quadrant
11 Waterloo Square
Newcastle upon Tyne
NE1 4DP
Tel: +44 (0)191 232 0943

SHEFFIELD
Unit 5
Newton Business Centre
Newton Chambers Road
Thorncliffe Park
Chapelton
Sheffield
S35 2PH
Tel: +44 (0)114 245 6244

TAUNTON
Suite E1
Victoria House
Victoria Street
Taunton
Somerset
TA1 3JA
Tel: +44 (0)182 370 3100

TRURO
Baldhu House
Wheal Jane Earth Science Park
Baldhu
Truro
TR3 6EH
Tel: +44 (0)187 256 0738

WEST BROMWICH
Thynne Court
Thynne Street
West Bromwich
West Midlands
B70 6PH
Tel: +44 (0)121 580 0909

International offices:

ALMATY
29/6 Satpaev Avenue
Hyatt Regency Hotel
Office Tower, 7th Floor
Almaty
Kazakhstan
050040
Tel: +7(727) 334 1310

MOSCOW
Suite 2, Block 10
Letnikovskaya Street
Moscow
Russia
115114
Tel: +7(495) 980 0767

**Wardell Armstrong
Archaeology:**

CUMBRIA
Cocklakes Yard
Carlisle
Cumbria
CA4 0BQ
Tel: +44 (0)122 856 4820

SHAFTESBURY
Unit 3
Chaldicott Barns
Tokes Lane
Semley
Nr. Shaftesbury
SP7 9AW
Tel: +44 (0)174 783 0603