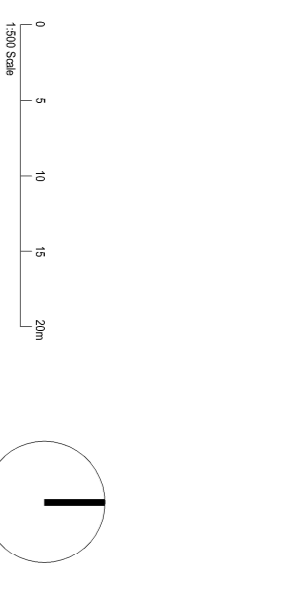
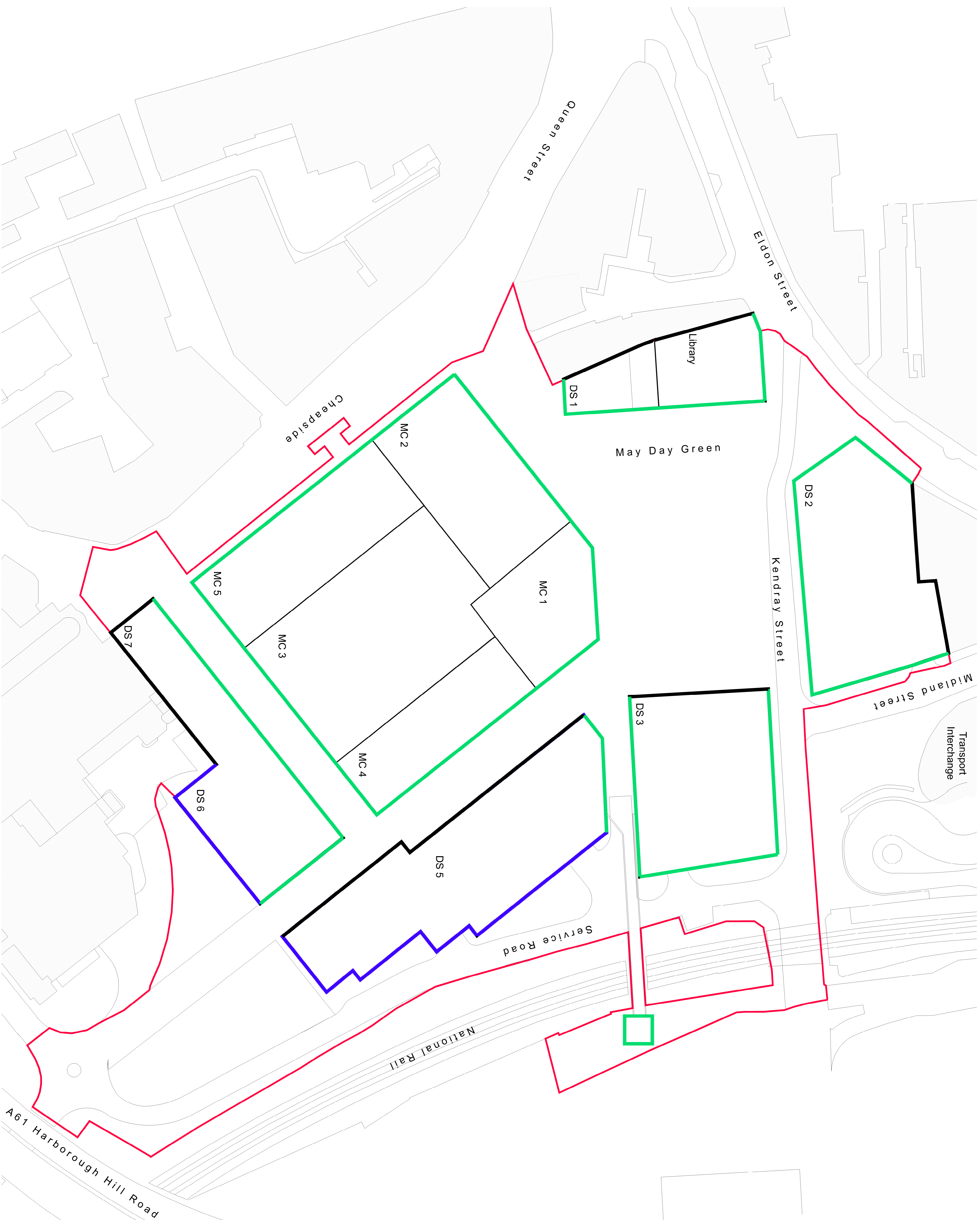


Notes:

- This drawing is complete
- Do not scale dimensions from this drawing
- This drawing is to be read in conjunction with all other relevant drawings
- Do not modify any element of this drawing without the approval of the architect
- Use drawings only for purposes(s) issued
- North Sign / Key Plan

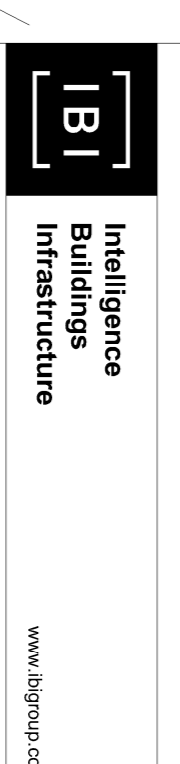


- KEY**
- Fixed Frontage Line
 - Max deviation +1m / Min deviation -1m
 - Max deviation +2m / Min deviation -2m
 - Site Application Boundary



Rev	Date	Revision Notes	By	Rv

Client/Contractor: **BARNSLEY MBC**



Project: **BETTER BARNSLEY TOWN CENTRE DEVELOPMENT**

Drawing Title: **PARAMETER PLANS HORIZONTAL LIMITS OF DEVIATION BELOW PARAPET**

Job Number: **6743**
 Drawing Original Date: **15/04/2015**
 Scale: **1:500**
 Purpose: **Planning**

Drawing Number: **BBT-C-IB-XX-A-F100-PL-00-005**