## SECTION 1-1 SCALE 1:50

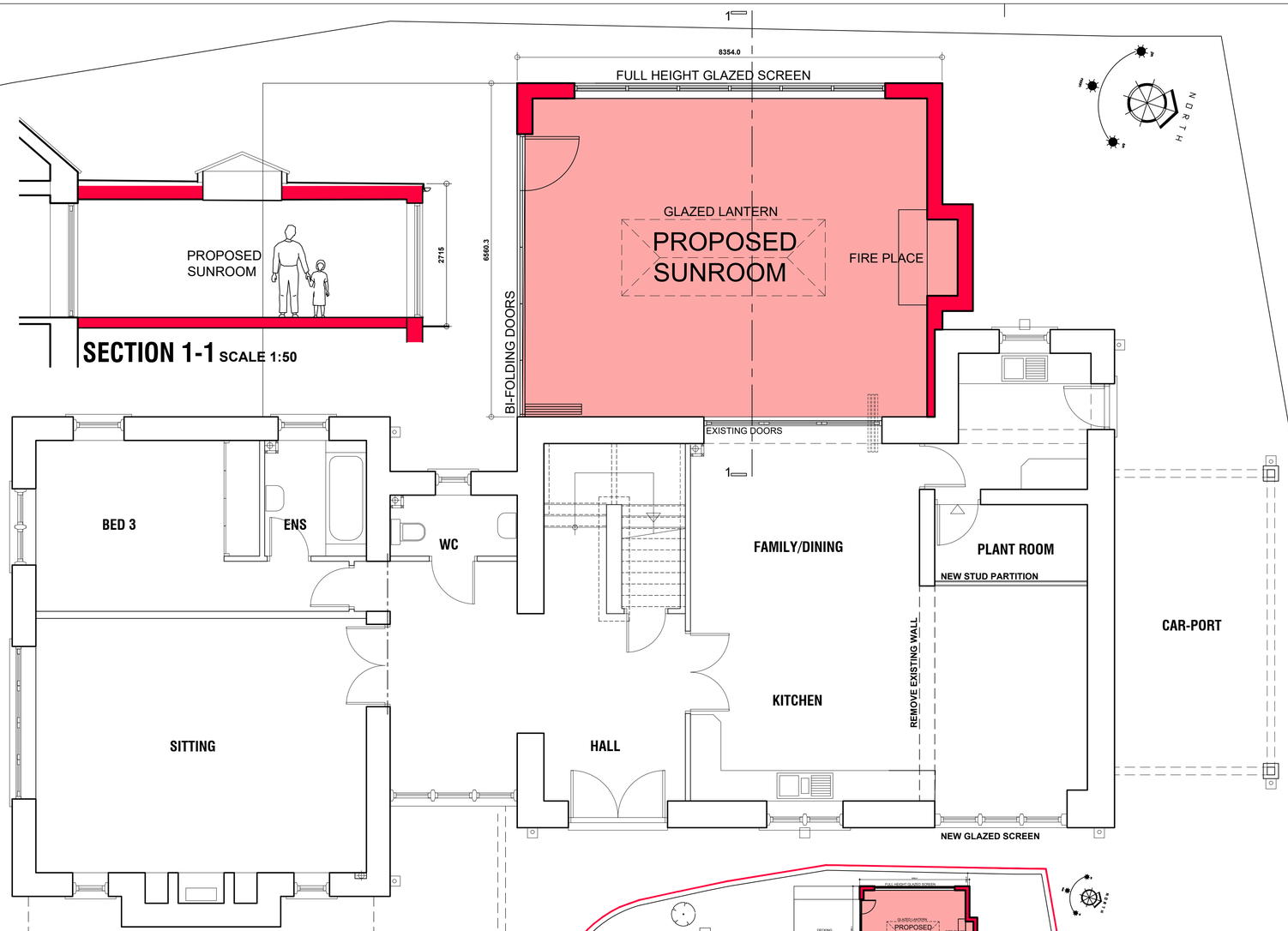


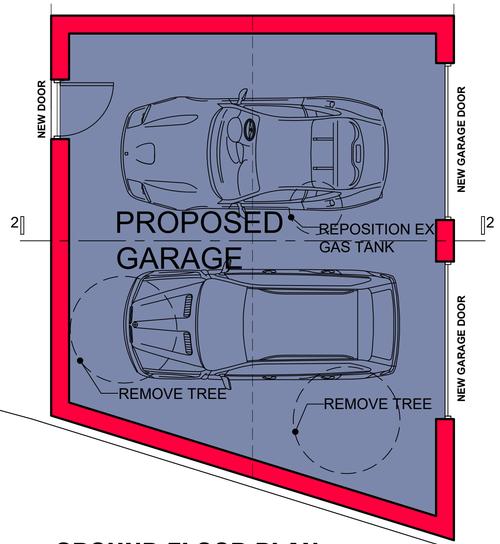


## GROUND FLOOR PLAN SCALE 1:50

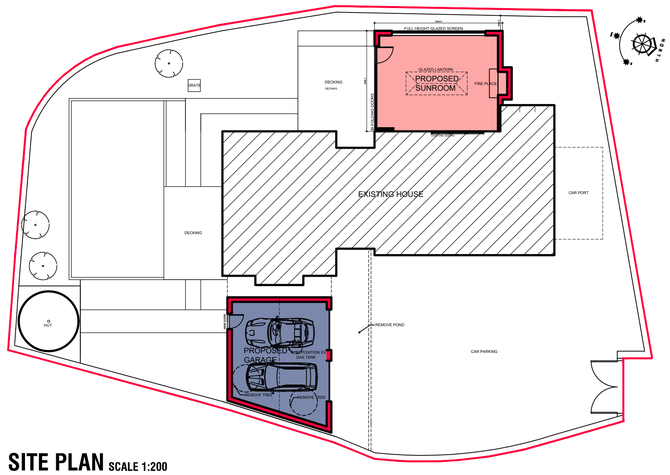


## SITE PLAN SCALE 1:200

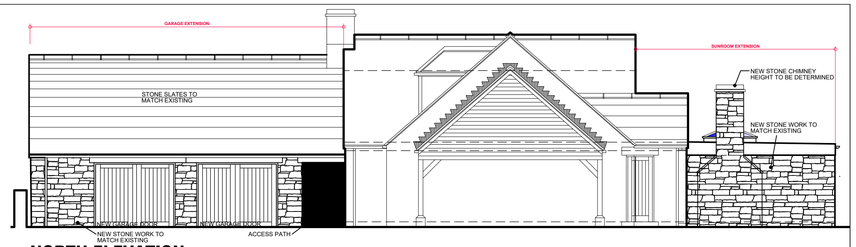


## NORTH ELEVATION SCALE 1:100

## SOUTH ELEVATION SCALE 1:100

## EAST ELEVATION SCALE 1:100

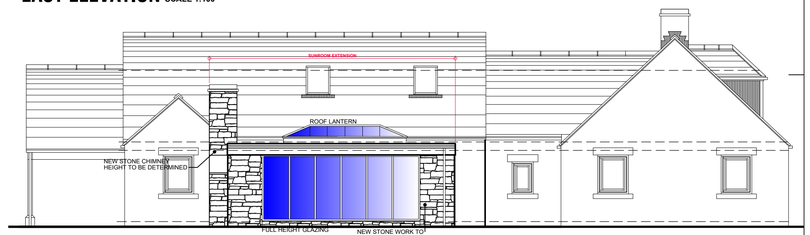


## WEST ELEVATION SCALE 1:100

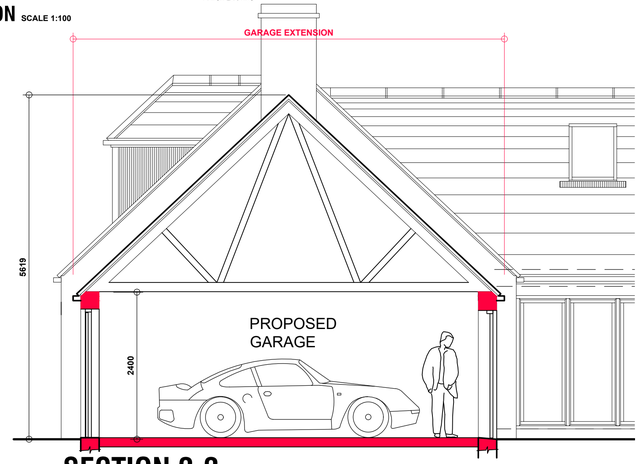


## SECTION 2-2 SCALE 1:50

NYP

Chartered Institute of Architectural Technologists
Registered Practice

1. THIS DRAWING AND THE COPYRIGHTS AND PATENTS THEREIN ARE THE PROPERTY OF NYP ARCHITECTURAL SERVICES LLP REGISTERED IN ENGLAND AND WALES No. 4631338 AND MAY BE USED OR REPRODUCED ONLY UNDER CONTRACT.

2. CONTRACTORS AND SUB-CONTRACTORS MUST CHECK AND AGREE ALL DIMENSIONS BEFORE PREPARING SHOP DRAWINGS OR COMMENCING WORK ON SITE

3. CONTRACTORS ARE RESPONSIBLE FOR INFORMING THE DESIGNER OF ANY DISCREPANCY DISCOVERED ON THIS DRAWING OR BETWEEN THIS DRAWING AND ANY OTHER RELATED DOCUMENT ISSUED UNDER THE STANDARD FORM OF CONTRACT IN RESPECT OF THE WORK.

4. WRITTEN DIMENSIONS ONLY ARE TO BE USED FROM THIS DRAWING. IF IN ANY DOUBT ASK FOR CLARIFICATION.

registered LABC
Partner Authority Scheme

NYP ARCHITECTURAL SERVICES LIMITED
BBIC, Innovation Way, Barnsley, S75 1JL. Tel: 01226 200989. E-mail : scott@nypas.co.uk / stephen@nypas.co.uk

| | | | |
|---|---|---|---|
| Project. 99 JEBB LANE HAIGH, BARNSLEY S75-4BT | | Client. MR R MOORE | |
| Drawing Title. PROPOSAL DRAWING PLANS , ELEVATIONS & SECTIONS | | Date. JUNE 2020 | Scale. AS INDICATED |
| | | Ref. 101-23 | Dwg. No. 08 / Rev. A |

SHEET SIZE A1