

JET AIRE
DRAIN CARE

50075 ARP GEOTECHNICAL LTD
LEE LANE

Jet Aire (DC) Ltd

TOTAL DRAINAGE SOLUTIONS
www.jetaire.co.uk



Jet Aire (DC) Ltd, Northways Court, Great North Road, Aberford, Leeds, West Yorkshire LS25 3AU

Table of contents

Project Name: 50075 LEE LANE	Project number: 50075	Date: 03/11/2016	Contact:	
---------------------------------	--------------------------	---------------------	----------	--

Inspection: 1

Project Information	1
Legend of Classification	2
Section: 1, MH 1 --- OUTFALL	3

Project-information

Project name :
50075 LEE LANE

Project Number :
50075

Contact :

Date :
02/11/2016

Client: **ARP GEOTECHNICAL LTD**
Contact Name: **MATTHEW STOKES**
Department:
Road: **SERVIA HILL**
Town: **LEEDS**
County: **WEST YORKSHIRE**
Telephone: **0113 245 8498**
Fax:
Mobile:
E-mail:

Site: **LEE LANE**
Contact Name:
Department:
Road: **LEE LANE**
Town: **ROYSTON**
County:
Telephone:
Fax:
Mobile:
E-mail:

Contractor **JET AIRE DRAIN CARE**
Contact Name: **LEE CLAYTON**
Department:
Road: **GREAT NORTH ROAD**
Town: **ABERFORD**
County: **WEST YORKSHIRE**
Telephone: **0113 393 5500**
Fax:
Mobile:
E-mail:

Defect Grade Description

Project Name :
50075 LEE LANE

Project number :
50075

Contact :

Date :
03/11/2016

1: Brick: No Structural Defects
Pipe: No Structural Defects

Acceptable Structural Condition

2: Brick: Minor cracking, Surface mortar loss, Spalling slight, wear slight
Pipe: Circumferential crack, Moderate joint defects, Spalling slight, Wear slight

Minor collapse risk in short term but potential for further deterioration

3: Brick: Total mortarloss without other defects, single brick displaced, Deformation up to 5%, Spalling medium, Wear medium
Pipe: Fractures with deformation up to 5%, Longitudinal cracking or multiple cracking, Minor loss of level, More severe joint defects, Spalling medium, Wear medium

! Collapse unlikely in near future but future deterioration likely !

4: Brick: Total mortarloss with deformation greater than 10%, Deformation up to 10% and fractured, Displaced/hanging brickwork, Small number of missing bricks
Pipe: Broken, Deformation up to 10% and broken,, Fractured with deformation 5 - 10%, Multiple fractures, Serious loss of level, spalling large, wear large

!! Collapse likely in foreseeable future !!

5: Brick: Already Collapsed, Missing invert, Deformation over 10% and fractured, Displaced/hanging brickwork and deformation over 10%, Extensive missing bricks
Pipe: Already collapsed, Deformation over 10% and broken, Extensive areas of fabric missing, Fractured with deformation over 10%

!!! Collapsed or collapse imminent !!!

Inspection report

Date : 02/11/2016	Job number : 50075	Weather : no rain or snow	Operator : DC	Section number : 1	PLR SUFFIX: X
Type of Drain: Gravity drain/sewer	Vehicle : BJ11 NMZ	Camera : CRAWLER	Flow Control: No flow control	Cleaned : no	Client Job Number:

Place : Road : Location Inspection	ROYSTON, BARNSELY LEE LANE Verge MH 1 (D/S) OUTFALL	Location details: Catchment: Tape number : Pipe Length	U/S MH : U/S Depth : D/S MH : D/S Depth :	MH 1 2.23 OUTFALL
---	--	---	--	-------------------------

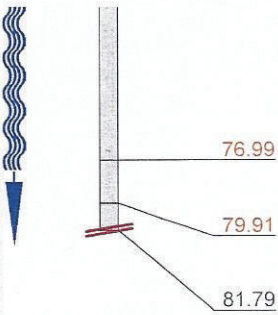
Use: Year laid : Purpose : Total length :	Surface water Z Routine inspection of condition 81.79 m	Pipe shape : Pipe size : Pipe material : Lining :	Circular 750 mm Concrete segments
--	--	--	---

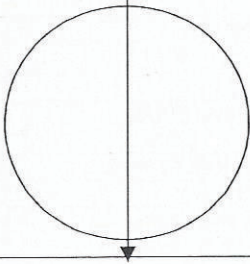
Comment :

1:522 Position	Observation	Grade
Depth: 2.23		
0.00	Start node type, manhole reference number: MH 1	0
0.00	Water level, 10% of the vertical dimension	0
8.50 S01	Settled deposits, fine, 5% cross-sectional area loss, Start	2
10.04	Water level, 5% of the vertical dimension	0
13.73 F01	Settled deposits, fine, 5% cross-sectional area loss, End	2
23.91	Settled deposits, fine, 5% cross-sectional area loss	2
28.79	Settled deposits, fine, 5% cross-sectional area loss	2
31.42	Water level, 10% of the vertical dimension	0
31.42 S02	Settled deposits, fine, 5% cross-sectional area loss, Start	2
38.37	Settled deposits, fine, 10% cross-sectional area loss	3
41.25	Water level, 5% of the vertical dimension	0
41.25 F02	Settled deposits, fine, 5% cross-sectional area loss, End	2
41.25	General remark Remarks: MH 4	0
48.08	Roots, fine at joint	2
64.60	Settled deposits, fine, 5% cross-sectional area loss	2

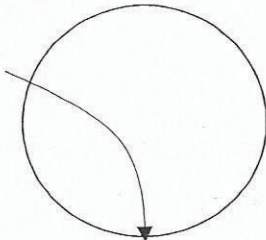
Inspection Report

Date : 02/11/2016	Job number : 50075	Weather : no rain or snow	Operator : DC	Section number : 1	PLR : X
Weather no rain or snow	Vehicle : BJ11 NMZ	Camera : CRAWLER	Preset :	Cleaned : no	Grade:

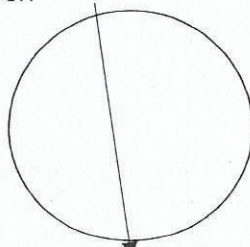
1:522	Position	Observation	Grade						
		Settled deposits, coarse, 5% cross-sectional area loss	3						
		Settled deposits, coarse, 10% cross-sectional area loss	3						
		Survey abandoned LOSS OF TRACTION Remarks: LOSS OF TRACTION, DUE TO DEBRIS	0						
STR no def	STR peak	STR mean	STR total	STR grade	SER no def	SER peak	SER mean	SER total	SER grade
0	0	0	0	1	8	3	0.29	24	3

SITE: LEE LANE, ROYSTON, BARNSELEY				DATE: 02/11/2016		
				JOB NO: 50075		
MH NAME	FUNCTION		COVER		SKETCH 	
MH1	SURFACE	<input checked="" type="checkbox"/>	SQUARE	<input checked="" type="checkbox"/>		
	FOUL		TRIANGLE			
PIPE MATERIAL	COMBINED		RECTANGLE			
CONC & VC	TRADE EFFLUENT		CIRCULAR			
COVER SIZE (mm):	660					
DEPTH (m):	2.32					
PIPE SIZE(mm):	INLET	375 Ø	OUTLET	375 Ø		
NO. OF STEPS:	4					
LANDINGS:						
MANHOLE CHAMBER SIZE (mm):			1800			

MANHOLE CHAMBER SHAPE		MANHOLE CHAMBER CONSTRUCTION		COMMENTS
SQUARE		BRICK		
RECTANGLE		CONCRETE	<input checked="" type="checkbox"/>	
CIRCULAR	<input checked="" type="checkbox"/>	PLASTIC		
OTHER		OTHER		

MH NAME	FUNCTION		COVER		SKETCH 	
MH2	SURFACE	<input checked="" type="checkbox"/>	SQUARE	<input checked="" type="checkbox"/>		
	FOUL		TRIANGLE			
PIPE MATERIAL	COMBINED		RECTANGLE			
CONC	TRADE EFFLUENT		CIRCULAR			
COVER SIZE (mm):	600					
DEPTH (m):	1.775					
PIPE SIZE(mm):	INLET	450 Ø	OUTLET	450 Ø		
NO. OF STEPS:	2					
LANDINGS:						
MANHOLE CHAMBER SIZE (mm):			1500			

MANHOLE CHAMBER SHAPE		MANHOLE CHAMBER CONSTRUCTION		COMMENTS
SQUARE		BRICK		
RECTANGLE		CONCRETE	<input checked="" type="checkbox"/>	
CIRCULAR	<input checked="" type="checkbox"/>	PLASTIC		
OTHER		OTHER		

MH NAME	FUNCTION		COVER		SKETCH 	
MH3	SURFACE		SQUARE	<input checked="" type="checkbox"/>		
	FOUL	<input checked="" type="checkbox"/>	TRIANGLE			
PIPE MATERIAL	COMBINED		RECTANGLE			
VC	TRADE EFFLUENT		CIRCULAR			
COVER SIZE (mm):	600					
DEPTH (m):	2.21					
PIPE SIZE(mm):	INLET	225 Ø	OUTLET	225 Ø		
NO. OF STEPS:	4					
LANDINGS:						
MANHOLE CHAMBER SIZE (mm):			1200			

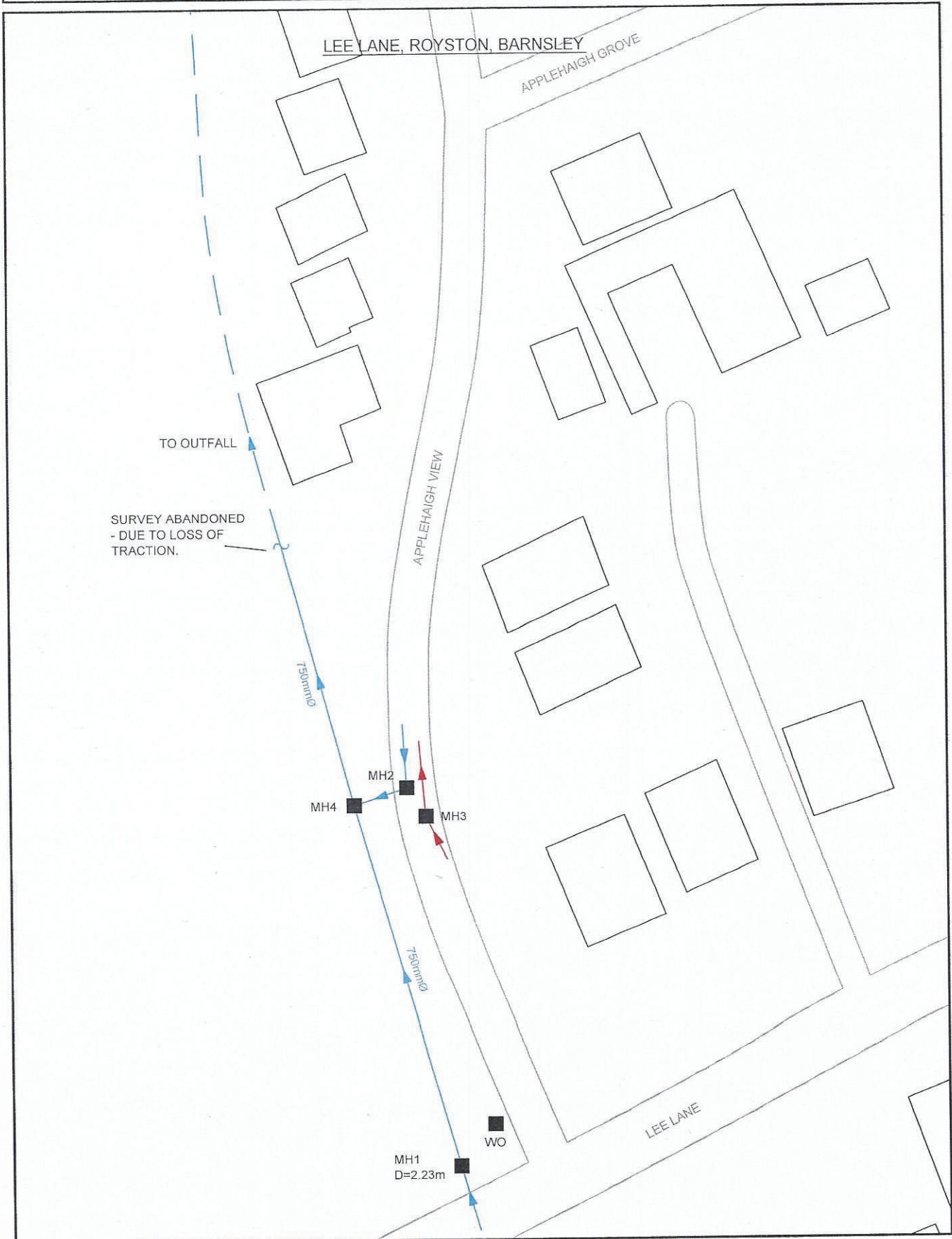
MANHOLE CHAMBER SHAPE		MANHOLE CHAMBER CONSTRUCTION		COMMENTS
SQUARE		BRICK		
RECTANGLE		CONCRETE	<input checked="" type="checkbox"/>	
CIRCULAR	<input checked="" type="checkbox"/>	PLASTIC		
OTHER		OTHER		

Our assessment of the drainage system is based upon our visual inspection and on information collated at the time of the survey. Where assumptions have been made these are based upon our experience and do not constitute any form of guarantee, nor do we guarantee that further deterioration will not occur following this survey. The CCTV CD/DVD will be forwarded with the report.

SITE: LEE LANE, ROYSTON, BARNSELEY				DATE: 02/11/2016	
				JOB NO: 50075	
MH NAME	FUNCTION		COVER		SKETCH
MH4	SURFACE	√	SQUARE	√	
	FOUL		TRIANGLE		
PIPE MATERIAL	COMBINED		RECTANGLE		
CONC	TRADE EFFLUENT		CIRCULAR		
COVER SIZE (mm):	660				
DEPTH (m):	1.95				
PIPE SIZE(mm):	INLET	750 Ø	OUTLET	750 Ø	
NO. OF STEPS:	3				
LANDINGS:					
MANHOLE CHAMBER SIZE (mm):		1800			

MANHOLE CHAMBER SHAPE		MANHOLE CHAMBER CONSTRUCTION		COMMENTS
SQUARE		BRICK		
RECTANGLE		CONCRETE	√	
CIRCULAR	√	PLASTIC		
OTHER		OTHER		

Our assessment of the drainage system is based upon our visual inspection and on information collated at the time of the survey. Where assumptions have been made these are based upon our experience and do not constitute any form of guarantee, nor do we guarantee that further deterioration will not occur following this survey. The CCTV CD/DVD will be forwarded with the report.



Our assessment of the drainage system is based upon our visual inspection and on information collated at the time of the survey. Where assumptions have been made these are based upon our experience and do not constitute any form of guarantee, nor do we guarantee that further deterioration will not occur following this survey. The CCTV CD/DVD will be forwarded with the report.

Survey Notes: 50075 – Lee Lane, Royston, Barnsley, S71 4RT.

We were requested to attend site and undertake a CCTV survey and drain trace of the culverted watercourses on site, as instructed and directed by Alan on site.

- The following defects were noted.

Recommendations

Report Section	Start Node	End Node	Pipe size (mm)	Recommendation
1	MH 1	OUTFALL	750	The survey was abandoned at 81.79 metres due to debris. We recommend returning to site with a Jet-vac unit and CCTV van pack to cleanse the line and re-survey. Cost: £700.00+VAT.

The total cost for the recommended works mentioned above is **£700.00 + VAT**

Our assessment of the drainage system is based upon our visual inspection and on information collated at the time of the survey. Where assumptions have been made these are based upon our experience and do not constitute any form of guarantee, nor do we guarantee that further deterioration will not occur following this survey. The CCTV CD/DVD will be forwarded with the report.