EVA-07S-SE / EVA-07S-SE RFID
32amp VEHICLE CHARGING POINT

100MM DIA DUCT TO BE PROVIDED FROM HIGHWAY INTO EACH DWELLING FOR INSTALLATION OF HIGH SPEED FULL FIBRE BROADBAND. INSTALLATION OF THE ASSOCIATED CABLE/EQUIPMENT TO BE AGREED WITH PROVIDER INCLUDING TIMESCALE.

SITE PLAN

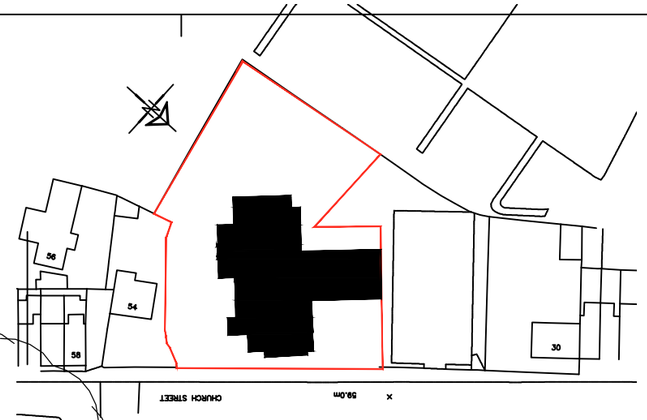

LOCATION PLAN

SCALE 1:1250

PROPOSED BOUNDARY TREATMENTS
POINTS A-B EXISTING STONE WALL RETAINED, FENCE TYPE A ON SITE SIDE
POINTS B-C-D EXISTING WALLS TO BE RETAINED, FENCE TYPE A ON SITE SIDE
POINTS D-F FENCE TYPE C
POINTS F-G FENCE TYPE A
POINTS G-H & I-J 650MM HIGH ART STONE WALL (AS TYPE B WITHOUT PIERS & TIMBER FENCING BETWEEN REAR GARDENS TO BE 800MM HIGH TYPE A FENCE
POINTS J-A SCREEN WALL AND FENCE TYPE B

HABIBAT 001 BAT BOX FOR BRICKWORK/STONEWORK BUILT IN BETWEEN 2500-5500MM ABOVE GROUND LEVEL. AS MANUFACTURERS RECOMMENDATIONS

HABIBAT SWIFT BOX FOR BRICKWORK/STONEWORK BUILT IN BETWEEN 2500-5500MM ABOVE GROUND LEVEL AS MANUFACTURERS RECOMMENDATIONS

HABIBAT HEDGHOW HIGHWAY TO BE INSTALLED WITH SUITABLE HOLES IN FENCE.

THE BAT & BIRD BOXES ETC , WHERE SHOWN SHALL BE BUILT IN AT HIGH LEVEL AS THE BRICK EXTERNAL WALL AS CONSTRUCTED. THEY WILL NOT BE FITTED PRIOR TO THE BRICKWORK REACHING THIS LEVEL, NOR WILL IT BE RETRO FITTED AFTER THE EXTERNAL WALL HAS BEEN COMPLETED.
THE TIMETABLE FOR INSTALLATION WILL BE DICTATED BY THE PROGRESS OF THE EXTERNAL WALL CONSTRUCTION. ALL AS MANUFACTURERS RECOMMENDATIONS

HEDGEHOG HIGHWAYS WILL BE INCLUDED WITHIN ALL FENCING ON SITE WHERE IT IS REASONABLY PRACTICABLE TO DO SO, TO ALLOW MOVEMENT BETWEEN GARDENS. THIS WILL ENTAIL A SMALL GAP APPROXIMATELY 13X13CM BEING CUT INTO EITHER THE BOTTOM OF THE FENCE .
ALL GATES WILL ALSO BE RAISED; THE MINIMUM SIZE FOR A LIFTED GATE IS 15CM. THIS WILL ENSURE THAT ACCESS CAN REMAIN TO ALL ASPECTS OF THE SITE.
EACH ACCESS WILL BE MARKED WITH AN APPROPRIATE SIGN TO INDICATE THAT IT NEEDS TO BE RETAINED AND UNOBSTRUCTED.

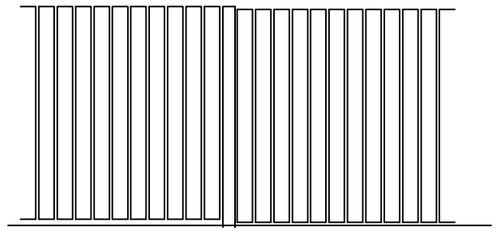

SCREEN FENCE TYPE A

1800MMOR 2000MM HIGH AND STEPPED TO SUIT SITE CONTOURS
TIMBER POSTS 125X25MM DARK STAINED TIMBER, FEATHER EDGED

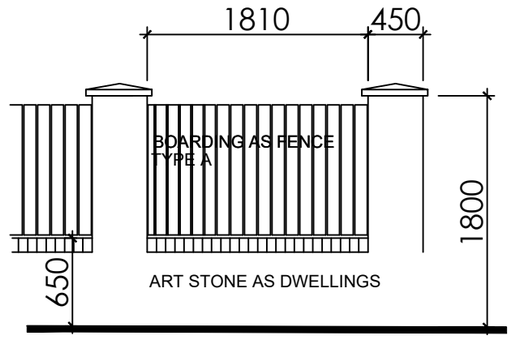

SCREEN WALL AND FENCE TYPE B

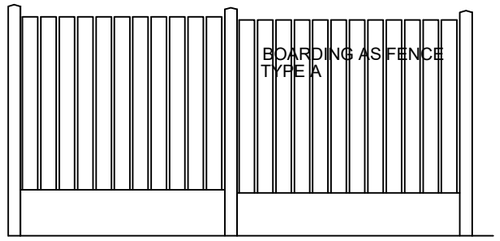

SCREEN FENCE TYPE C

1800MMOR 2000MM HIGH AND STEPPED TO SUIT SITE CONTOURS
CONCRETE POSTS 125X100MM, CONCRETE GRAVEL BOARDS

METHOD STATEMENT - CONSTRUCTION OF NEW DWELLINGS AT ROYSTON W.M.C. CHURCH STREET, ROYSTON, BARNSLEY

SECTION 1 - ACCESS TO SITE FOR CONSTRUCTION TRAFFIC:
Access to the site will be directly from the existing and/or new entrance from Church Street.Special care and attention will be given during school drop-off and collection times to ensure the safety of pedestrians.
The Developer will liaise with the nearby schools regarding road safety and crossing control; personnel.

SECTION 2 - THE PARKING OF VEHICLES OF SITE OPERATIVES AND VISITORS
- Limited parking will be available within the curtilage of the site. If necessary, operatives and visitors will be directed to suitable 'on street' parking areas or public carparks.

SECTION 3 - DEMARCATION OF THE SITE/SECURITY HOARDING
- The site area will be secured by a perimeter fence to prevent unauthorized access. Lockable gates to each site entrance to be secured at the end of each work day.

SECTION 4 - DELIVERIES TO SITE &THE LOADING AND UNLOADING OF PLANT & MATERIALS
- All deliveries to site shall be guided in by a banksman wearing a Hi Vis vest to ensure safe access on to site from the highway.
- Where possible all deliveries to be unloaded within the site.
- All deliveries leaving site shall be guided out by a banksman wearing a Hi Vis vest and ensuring safe departure paying attention to members of the public and other traffic.

SECTION 5 - MEASURES TO CONTROL DUST & DIRT
- During dry periods of weather the site will be monitored for high levels of dust and, if required, will be controlled using sprinkler/hose pipe systems.
- Any mud and dirt transferred onto the road will be brushed and cleaned off daily to ensure the surrounding roads are kept as clean as possible.
- The banksman escorting vehicles out of the site will do a visual check of the road and footpath for dirt and take action if required.
- The Builder will inspect all vehicles and wash off any mud / debris to ensure they are clean & safe before driving onto the public highway.

SECTION 6 - NOISE LEVELS DURING CONSTRUCTION
- Noise from plant will be kept to a minimum by using modern well maintained plant, incorporating appropriate silences etc.
- Site operatives will be reminded of the importance of being considerate to neighbouring properties and members of the public during the course of their work, keeping noise to a minimum.

SECTION 7 - NEIGHBOURING PROPERTIES
- The site foreman will liaise with neighbouring properties to ensure a good working relationship.

SECTION 8 - STORAGE OF MATERIALS & PLANT ON SITE
- Materials will be stored on site in a safe and tidy manner
- Plant will have a designated parking area.
- Waste materials will be removed to a skip and taken off site to keep the site safe and looking tidy.

White Agus Architectural Services
OFFICE ONE, DRILL HALL, 11 EASTGATE, BARNSLEY. S70 2EU
Phone: 01226 208482
Email: info@whiteagus.co.uk
Web: www.whiteagus.co.uk

Project.	Client.		
RESIDENTIAL DEVELOPMENT AT ROYSTON W.M.C. CHURCH STREET ROYSTON, BARNSLEY	AVEY HOMES LTD		
Drawing Title. SITE PLAN	Date. JUNE 2024	Scale. 1:500 @ A3	
	Ref. 23-227	Dwg. No. 06	Rev. E

Date	Suffix	Description	Date	Suffix	Description
19-07-2024	A	REVISED TO ELECTRIC CABLE POSITION			
19-09-2024	B	REVISED TO P.O. DEMANDS			
12-11-2024	C	PARKING AND GARAGES REVISED			
31-03-2025	D	UPDATED FOR PLANNING CONDITIONS			
13-05-2026	E	AS BUILT			