**Photograph 1**




**Photograph 2**

**Photograph 3**




**Photograph 4**

**Photograph 5**

**Photograph 6**

**Photograph 7**




**Photograph 8**

- Replacement brick
- Area to be rebuilt
- Repoint with approved lime mortar
- Work to existing stone / existing stone reused
- New stone or new indent repair. To match type and profile of existing adjacent
- New leadwork

NOTES:
With prior approval all vegetation and leafmould is to be cleared from the structure and the surrounding 1m. This does not include lichen or moss which should be left as found.

All modern security fencing and gates should be labeled, carefully removed and handed to the employer. Make good any damage to the structure caused by fixings associated with the security barriers.

All given measurements are indicative only and should be checked on site by the contractor.

All leadwork to comply with Lead Sheet Academy Guidance.

Survey provided by others.

Contractor to commission petrographic survey on stone and mortar.

Contractor to provide all scaffolding and suitable access for undertaking the works. As far as possible all scaffolding should be free standing. Any fixings into masonry should be agreed with the Architect. The lower part of scaffolding should be protected against unauthorised access as described below and all ladders removed when the site is not attended.

To be read in conjunction with Donald Insall Associates Preliminaries and Specification, and Mason Clark Associates structural repair proposals.

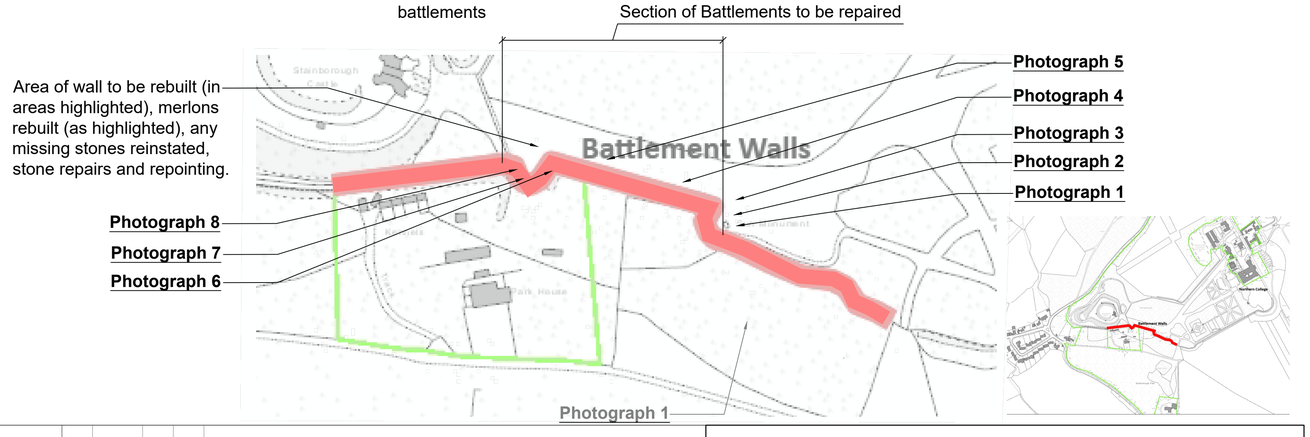


Notes

1. Any dwg format drawing is to be read in conjunction with and at the scale of the accompanying pdf.
2. Where colours other than black or grey are used, the drawing must be plotted in colour.
3. For status 'C' (Construction) drawings all dimensions are to be checked on site by the contractor, scaling is for Local Authority purposes only.
4. Unless otherwise indicated, all dimensions are in millimeters.
5. All information on this drawing is to be read in conjunction with the relevant Donald Insall Associates specification and trade contractors' drawings and information by specialists.
6. In the event of any discrepancy, please contact us immediately.
7. This drawing may contain survey information by others and is to be used solely for the purposes for which it was issued.
8. These are uncontrolled documents issued for information purposes only. If you have any queries regarding the drawings, please contact DIA immediately.
9. Please note DIA cannot be held responsible for any errors arising from changes made to an uncontrolled dwg file.

© 2019 DONALD INSALL ASSOCIATES LTD

Drawing Status
- F Feasibility
- S Sketch Design
- P Planning
- B Building Control
- D Developed Design
- M Measurement
- T Tender
- C Construction
- R Record

| Rev | Date | Dwn | Auth | Revision |
|---|---|---|---|---|
| 0 | 04-08-22 | DXE | DZP | Initial Issue |

Donald Insall Associates
Chartered Architects and Historic Building Consultants
Bridgegate House, 5 Bridge Place
Chester CH1 1SA
(+44) 01244 350 063
chester@insall-architects.co.uk

Wentworth Castle Gardens

Battlements 3
Proposed Photogrpahs

| Project | No |
|---|---|
| WCG.02 | 2013 |

| Scale (A1) | Status | Revision |
|---|---|---|
| 1:NTS | D | 0 |