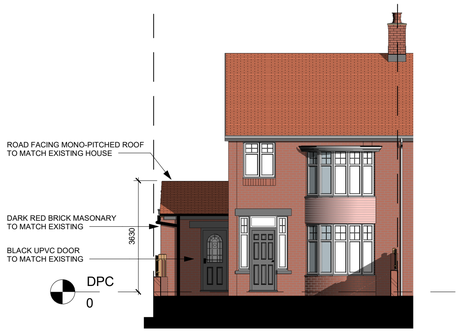

North Elevation
1 : 100

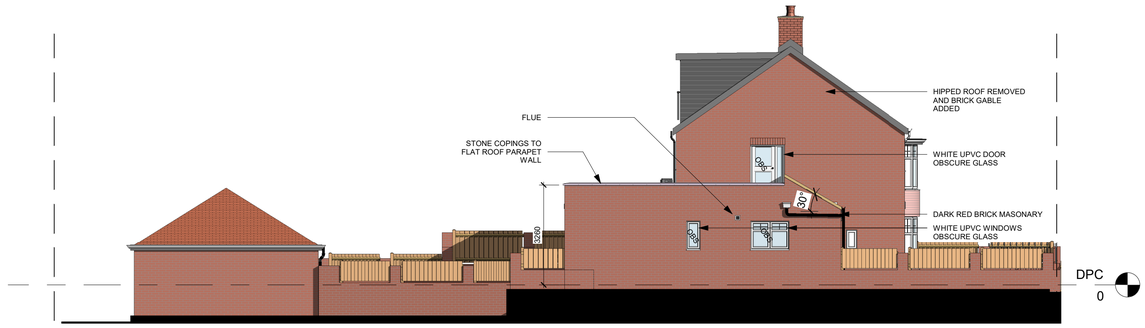

East Elevation
1 : 100

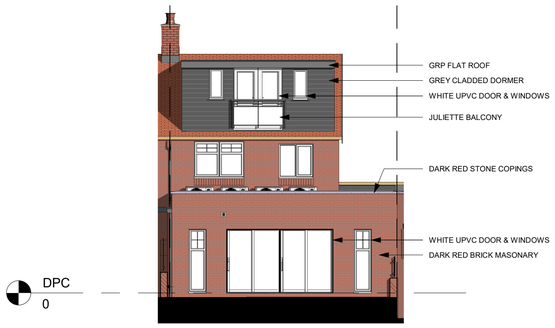

South Elevation
1 : 100

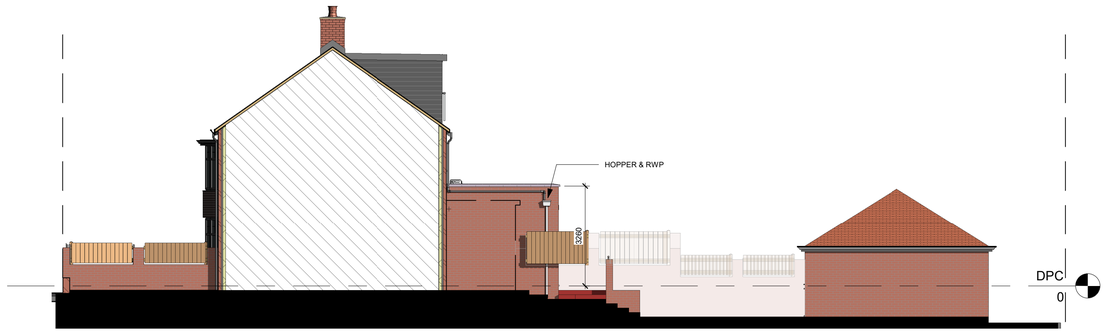

West Elevation
1 : 100

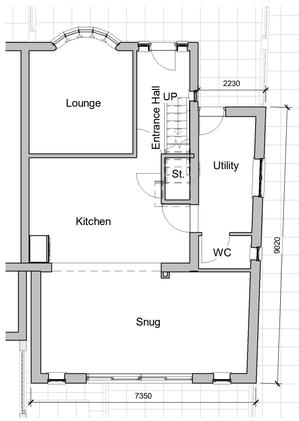

Ground Floor Plan
1 : 100

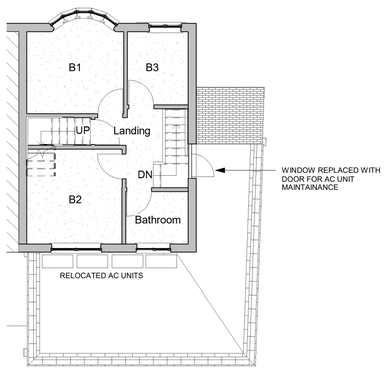

First Floor Plan
1 : 100

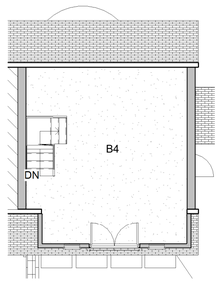

Attic Floor Plan
1 : 100

Area Schedule (Proposed)
Total Habitable Area
98 m²

No.	DESCRIPTION	DATE
A	Issued for Planning Permission	17.06.24
B	Issued for Budling Control	12.11.25
C	Issued for Planning Permission	27.04.26

NORTH CONSTRUCTION:
DESIGN & BUILD
from conception to completion

26 Church St.
Gawber
S.Yorks
S75 2RH

Tel: 01226 828972
Mob: 07974116241
https://bennorth60.wixsite.com/ncdb

Project Title

MR C WHITE

15 HONEYWELL GROVE, BARNSLEY.
S711QE
SIDE & REAR EXTENSION

Drawing Title

Proposed Plans & Elevations

Scale	Drawn By	Checked By	Date
1 : 100	BN	CW	27.04.26

Drawing Number	Revision
NCBD- CLW- A102	C

THIS DRAWING IS COPYRIGHT : CONTRACTORS MUST CHECK ALL DIMENSIONS ON SITE : USE WRITTEN DIMENSIONS ONLY : ANY DISCREPANCIES MUST BE REPORTED TO DESIGN OFFICE BEFORE PROCEEDING

Original Sheet Size A1