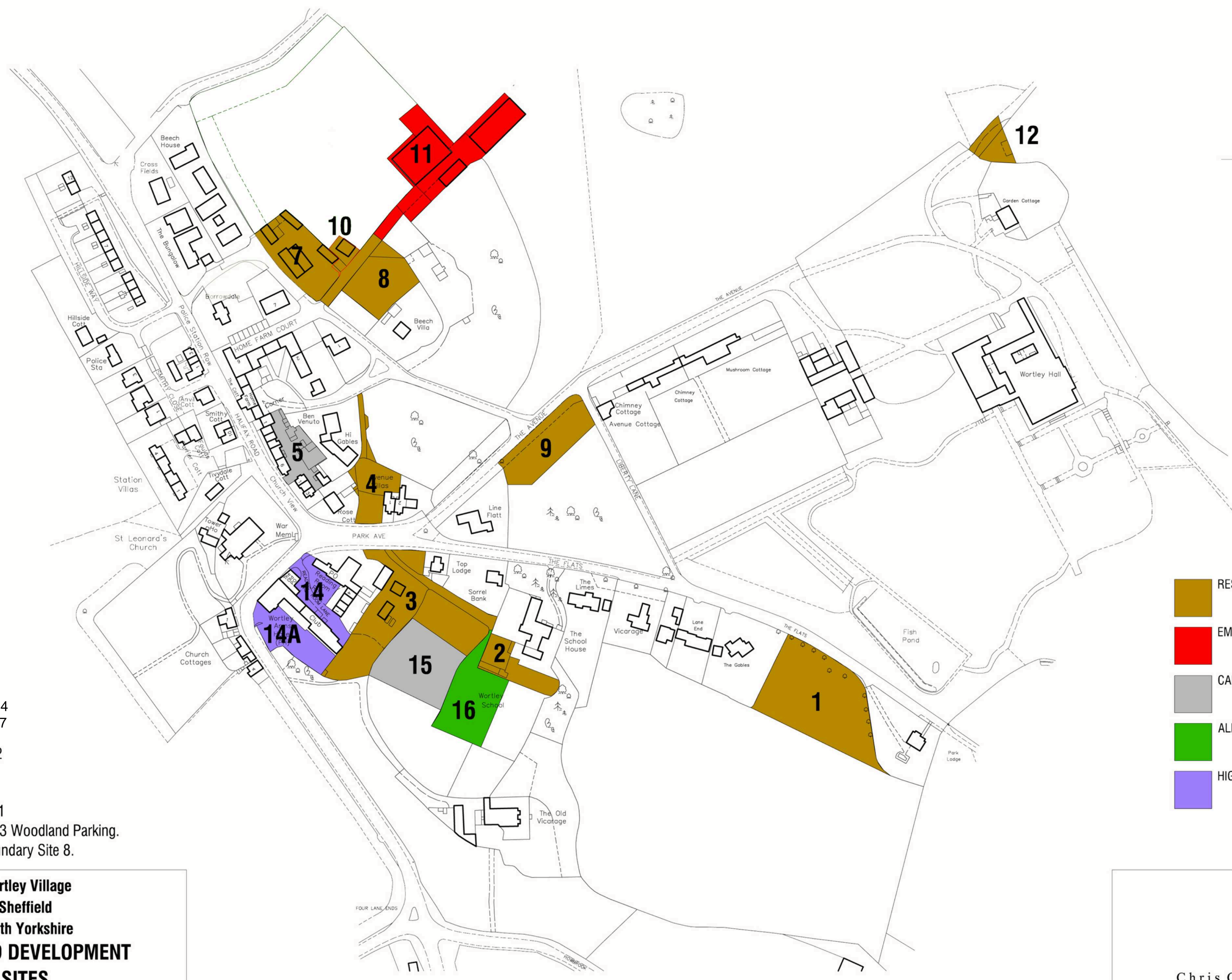
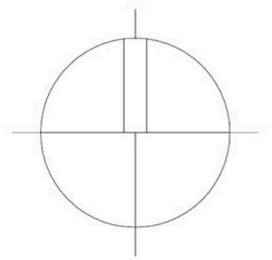



North



- RESIDENTIAL
- EMPLOYMENT
- CAR PARKING
- ALLOTMENTS
- HIGHWAY WORKS

- Rev D 31.03.2014
 - Omit Site 17
- Rev C 17.05.2012
 - Omit Site 6
- Rev B 21.09.2011
 - Omit Site 13 Woodland Parking.
 - Amend boundary Site 8.

**Wortley Village
Sheffield
South Yorkshire
SELECTED DEVELOPMENT
SITES**



Scale: Approx. 1:2500	Date: March 2014	Ref: 21.70	Rev: -
-----------------------	------------------	------------	--------

This drawing and the copyright is the Architects property and maybe used or reproduced only by agreement. All Dimensions in Millimetres Unless specified otherwise and subject to verification on site.



Chris Carr Associates
ARCHITECTS
6a Eastgate Barnsley
S70 2EP
Tel: 01226 286256 Fax: 01226 207304
Email: mail@cca-arch.co.uk

Drwg No: P24 Rev D