NOT FOR CONSTRUCTION

LANDSCAPE KEY

BOUNDARIES
(All timber to be FSC certified and pressure treated)

- Fence Type 1 - Rear garden plot screen fence
  Height: 1.8m
  Product: Double sided horizontal timber slatted fence/screen or similar approved by landscape architect
- Fence Type 2 - Rear garden boundary fence
  Height: 1.5m
  Product: Timber post and rail fence with wire stock netting or similar approved by landscape architect
- Fence Type 3 - Rear garden boundary fence
  Height: 1.2m
  Product: Timber post and rail fence or similar approved by landscape architect
- Fence Type 4 - Outer boundary fence
  Height: 1.5m
  Product: Timber post and wire mesh fence or similar approved by landscape architect
- Gates - Vehicular gates to secure plot driveways and for maintenance access into wider curtilage
  Height: 1.2-1.5m
  Width: Varies to suit location
  Product: Timber post and rail 5 bar gate or similar approved by landscape architect
- Existing Walls to be Retained
  Height and condition varies. To be retained and made good/safe where required
- Proposed Natural Stone Walls - To front boundary walls and bin stores (match stone to adjacent dwelling)
  Height: 1.2m high
  Refer to engineers/developers details
- Bin Stores
  Screened by low walls where required
- Red Line Boundary

FURNITURE & FEATURES

- **Existing Hedge to be Retained**
  Existing hedge to be retained, infilled and enhanced in accordance with ecological recommendations. Proposed mixed native hedgerow mix to be utilised
- **Proposed Mixed Native Hedge**
  Proposed hedge planting to tie in with existing and to provide buffer to boundaries and between plots where required
- **Proposed Mixed Native Scrub**
  Located to site boundaries and to infill, enhance and supplement existing areas of retained scrub
- **Existing Scrub to be Retained**
  To be retained, infilled and enhanced in accordance with ecological recommendations.

FURNITURE & FEATURES

- Cycle stores
  Material: Timber clad

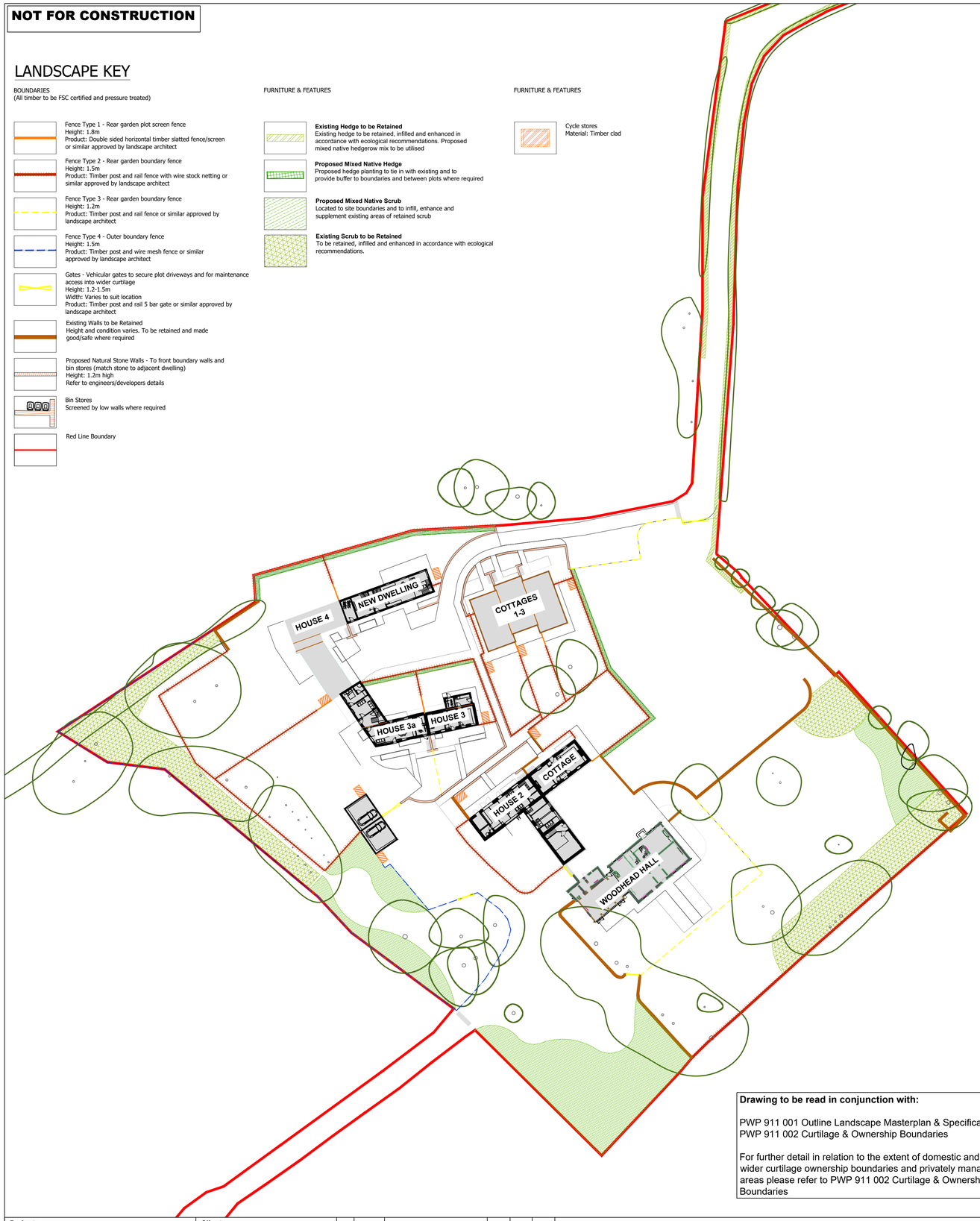

Drawing to be read in conjunction with:

PWP 911 001 Outline Landscape Masterplan & Specification
PWP 911 002 Curtilage & Ownership Boundaries

For further detail in relation to the extent of domestic and wider curtilage ownership boundaries and privately managed areas please refer to PWP 911 002 Curtilage & Ownership Boundaries

DETAILS OF HARD BOUNDARY TREATMENTS 1:50 @ A1

FE1

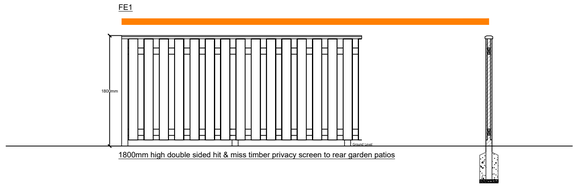

1800mm high double sided hit & miss timber privacy screen to rear garden patios

FE2

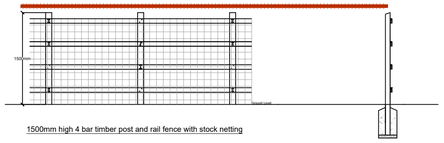

1500mm high 4 bar timber post and rail fence with stock netting

FE3

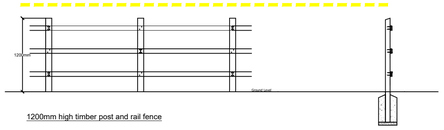

1200mm high timber post and rail fence

FE4



1500mm high 4 bar timber post and wire fence

FE5

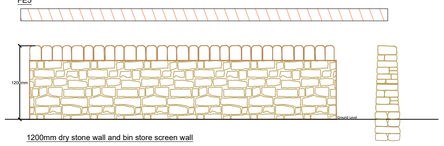

1200mm dry stone wall and bin store screen wall

DETAILS OF CYCLE STORES 1:50 @ A1

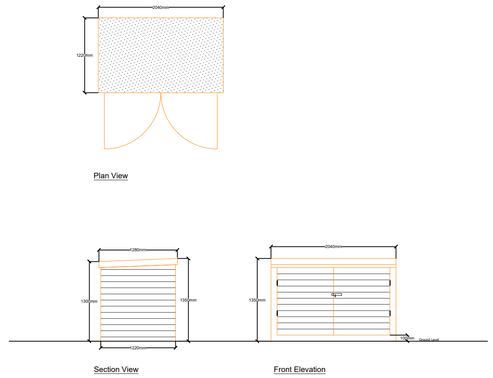

Plan View

Section View

Front Elevation

DETAILS OF GATES 1:50 @ A1

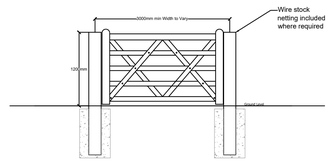

1200-1500mm high timber 5 bar vehicular gate. Width to vary dependent on location
NOTE: Minimum width of gate to 3000m to allow for vehicular/maintenance access

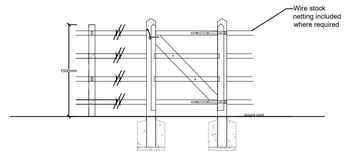

1500mm high timber garden gate

DETAILS OF SOFT BOUNDARY TREATMENTS 1:50 @ A1

Existing Native Hedgerow

Proposed Native Hedgerow

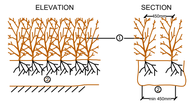

NOTES
1. 40cm & 60-90cm high barerroot mixed species native hedgerow (see schedule for details)
2. To be planted in a 450mm wide and 400mm deep planting trench
3. Planted in a double staggered row at 5 per linear meter, rows at 450mm spacings

Infill and proposed mixed species native hedgerow planted to rear plot boundaries
Mix to be utilised for infill and enhancement planting to existing retained hedgerows where required

Existing Native Scrub

Proposed Native Scrub



NOTES
Mixed size native scrub planted at 0.5m centres. Refer schedules on PWP 911 001 Outline Landscape Masterplan & Specification for details

Mixed species native buffer planting to the western boundary of the proposed development site
Mix to be utilised for infill and enhancement planting to existing retained native planting where required

Project:	Client:								
Woodhead Farm	Thomas Daley Homes								
Title: Boundary Treatment Plan & Cycle Store Details	Drawn: JMi	Chk'd: LW	App'd SH						
Drawing Number: PWP 911 003	Revision: 01	Drawing Scale: 1:500 @ A1		01	23/11/24	For Planning - Condition Discharge	JMi	LW	SH
				00	15/11/24	For Planning - Condition Discharge	JMi	LW	SH
				Rev	Date	Detail	Made	Chk'd	App'd

FOR PLANNING PURPOSES ONLY

Notes:

1. Not for construction all dimensions to be confirmed on site
2. Based on Layout Drawing - 'Proposed Block Plan Ground floor plans - 808 - PL110 - Rev F' By Walker Dsp Architects.
3. Refer to architects/engineers drawing for hard landscape, boundary treatments, site levels, drainage, retaining walls.
4. Build ups/footings to engineers specification.
5. Contractor to be fully satisfied with locations of services prior to excavations.
6. All existing trees to be protected to BS 5837.

Scale 1:500
0 10 20 50

PWP Design Ltd
Unit 1, Whiteley Court
Pool Road
Otley
LS21 1FR

0113 4572508
info@pwpdesign.co.uk

PWP DESIGN