

elevation A-A



elevation C-C



elevation E-E

Barnsley Metropolitan Borough Council
22 AUG 2008

General Notes

1) To be made in conjunction with Drawings
2) Do not scale from this drawing. Check all dimensions on site and report any discrepancies to the architect
3) All structures and drainage work to be to the satisfaction of DRS on site.

Revisions
A:

SYHA Architects
43-47 Wellington Street
Sheffield
S1 4HF
tel: 0114 2900 278
fax: 0114 2900 290
web: www.syha.co.uk

syha

Date: Jun 08	Job: Cross Lane		Dwg No: AK02 2.01
By: CJ	Client: SYHA Development Section		
Scale: 1:100	Title: Elevations		

Copyright All Rights Reserved

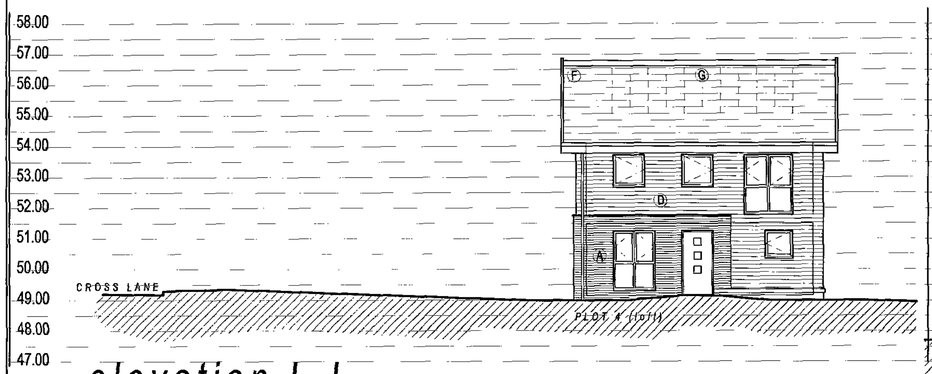

elevation L-L



elevation M-M



elevation J-J

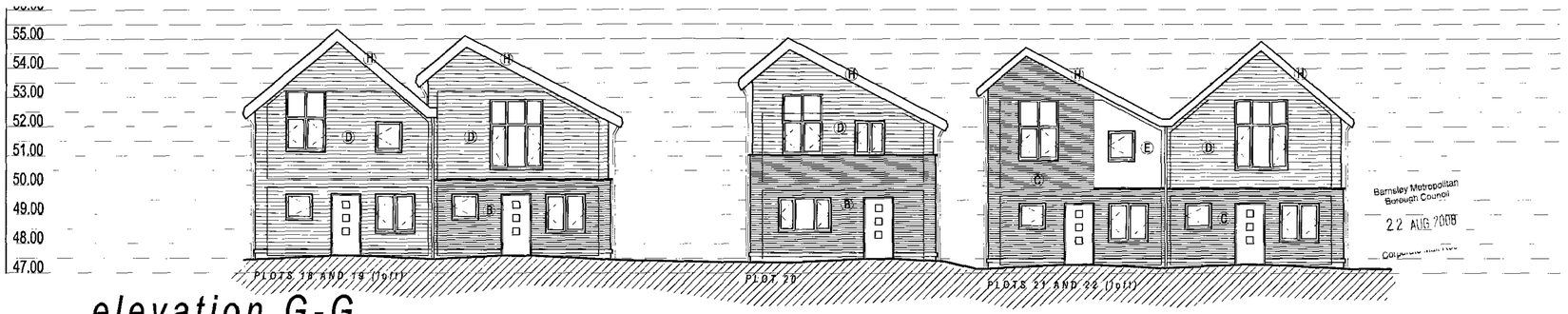

elevation G-G

Barnsley Metropolitan Borough Council
22 AUG 2008

General Notes

1) To be read in conjunction with Drawings
2) Do not scale from this drawing. Check all dimensions on site and report any discrepancies to the architect
3) All structural and drainage work to be to the satisfaction of LBS onsite

Revisions
A:

SYHA Architects
43-47 Wellington Street
Sheffield
S1 4WF
tel: 0114 2900 578
fax: 0114 2900 290
web: www.syha.co.uk

Copyright. All rights reserved

Date: Jun 08	Job: Cross Lane	Dwg no: AK02 2.02
By: CJ	Client: SYHA Development Section	
Scale: 1:100	Title: Elevations	

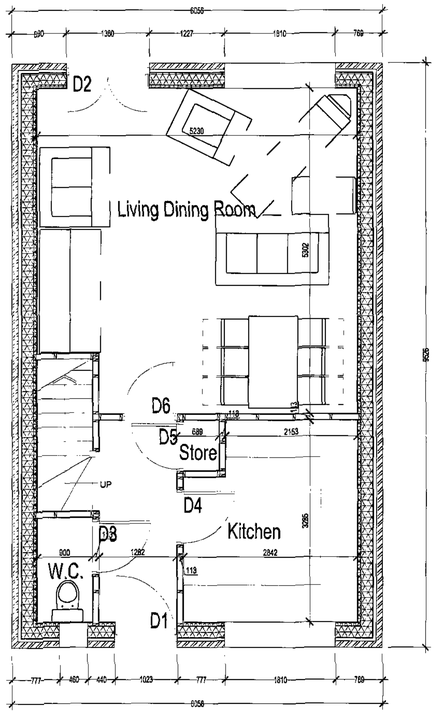

plot 1
GROUND FLOOR PLAN

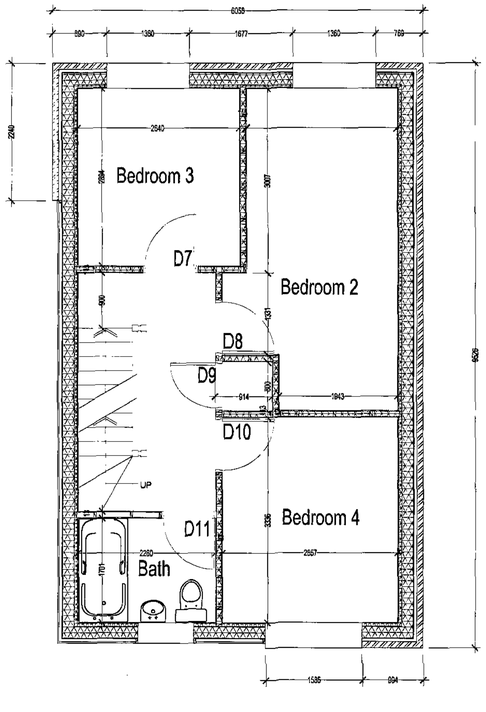

plot 1
FIRST FLOOR PLAN

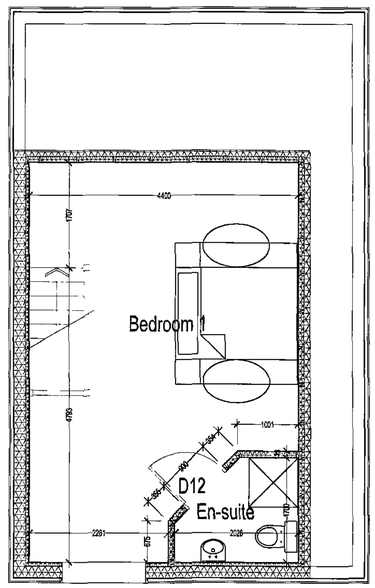

plot 1
SECOND FLOOR PLAN

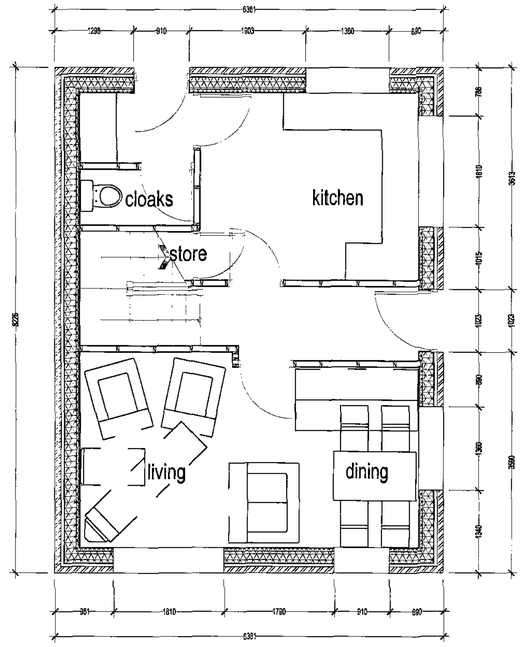

plot 4
GROUND FLOOR PLAN

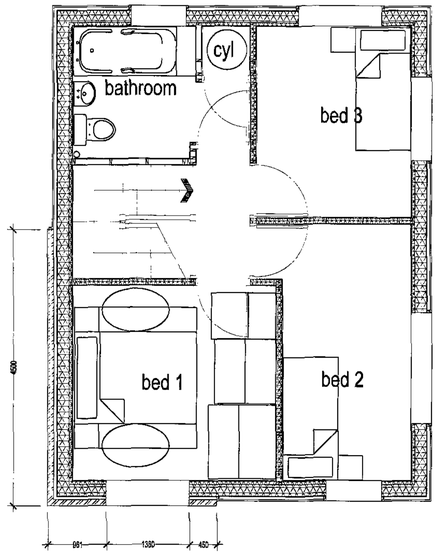

plot 4
FIRST FLOOR PLAN

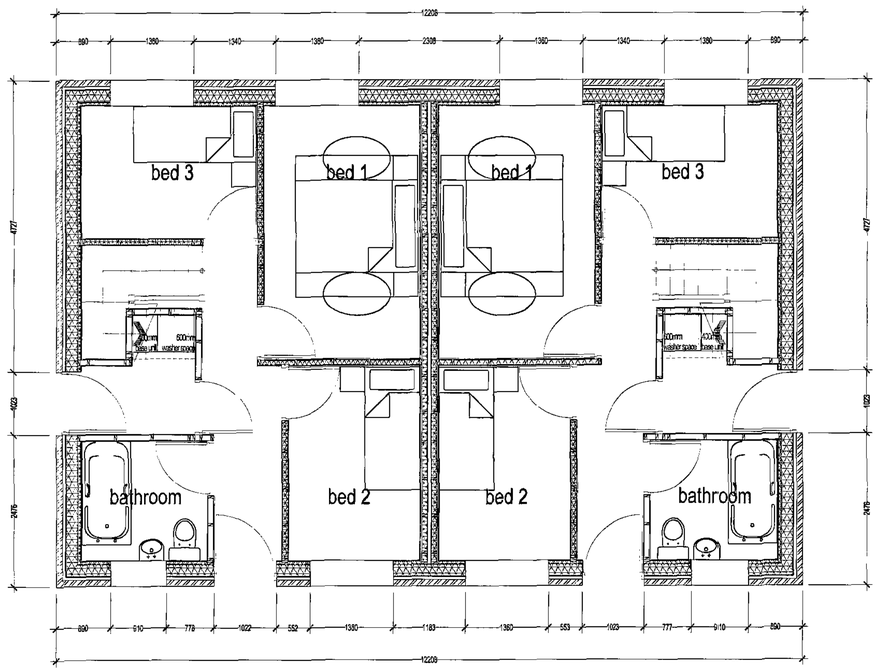

plots 2 & 3
GROUND FLOOR PLAN

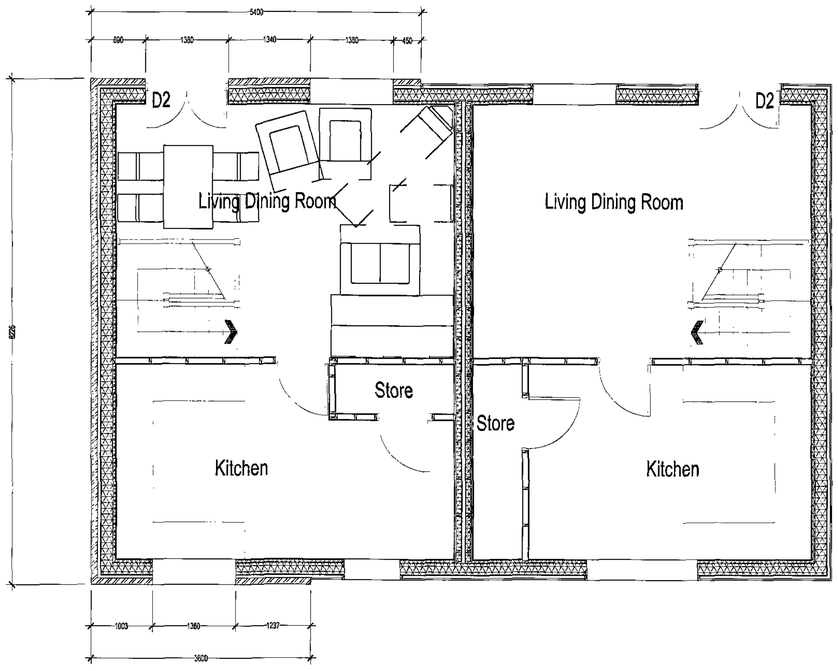

plots 2 & 3
FIRST FLOOR PLAN

Barnsley Metropolitan Borough Council
22 AUG 2008
Corporate Mail Room

General Notes

1) To be read in conjunction with Drawings.
2) Do not scale from this drawing. Check all dimensions on site and report any discrepancies to the architect.
3) All structural and drainage work to be to the satisfaction of DBS or site

Revisions
A:

SYHA Architects
43-47 Wellington Street
Sheffield
S1 4HF
tel: 0114 2900 278
fax: 0114 2900 290
web: www.syha.co.uk

syha

Date: Jun 08	Job: Cross Lane	Drwg No: AK02 2.10
By: CJ	Client: SYHA Development Section	
Scale: 1:50	Title: Floor Layouts - Plots 1, 2, 3 & 4	

Copyright All rights reserved

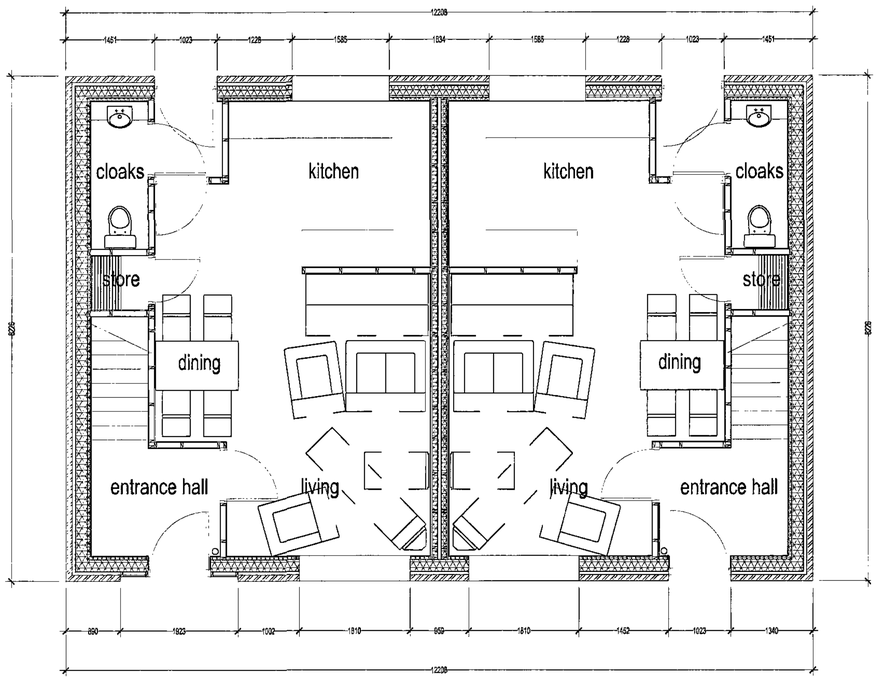

plots 5 & 6
GROUND FLOOR PLAN

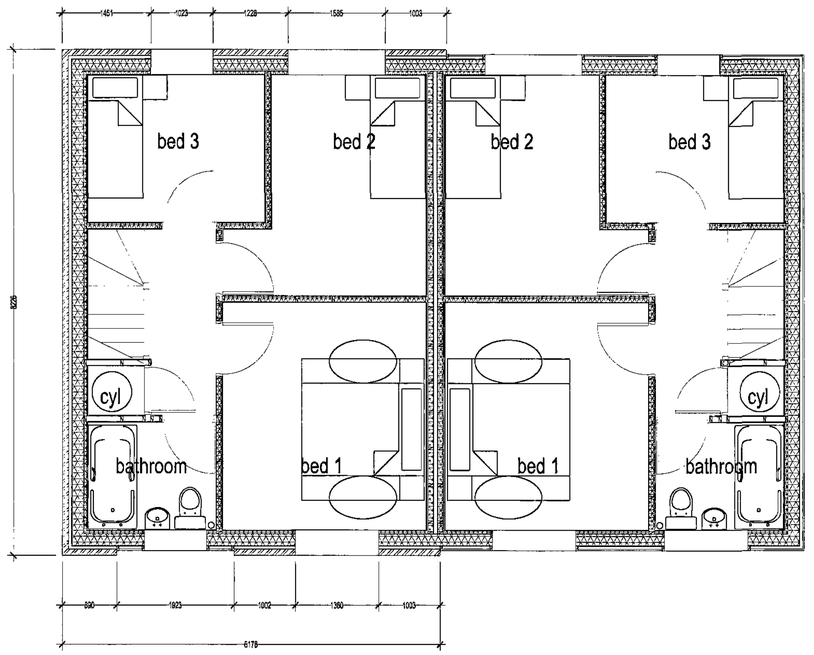

plots 5 & 6
FIRST FLOOR PLAN

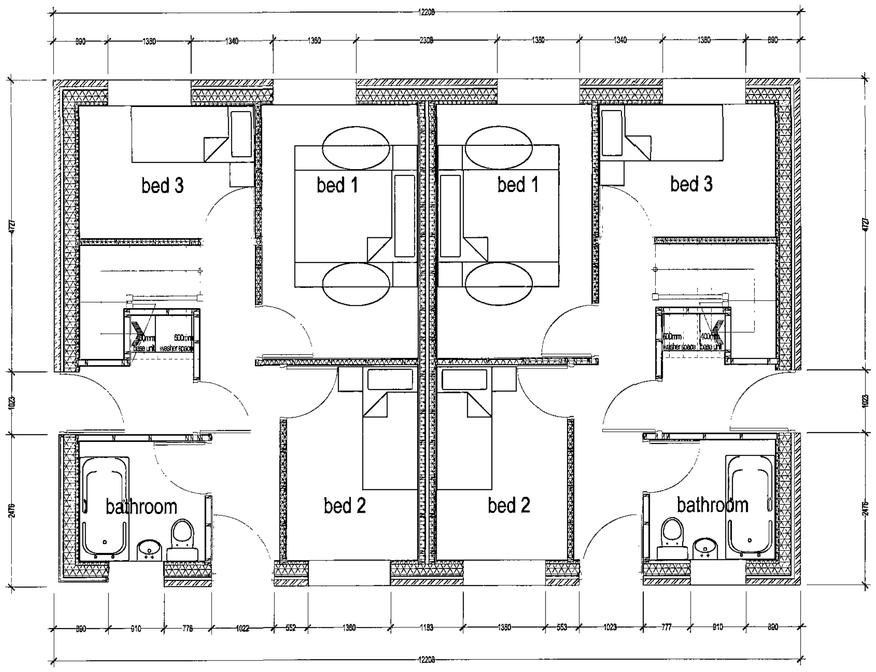

plots 7 & 8
GROUND FLOOR PLAN

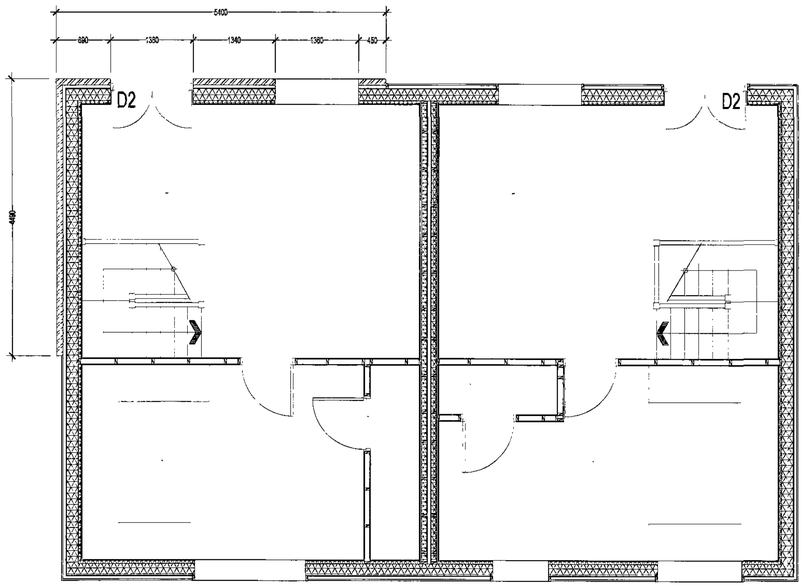

plots 7 & 8
FIRST FLOOR PLAN

Barnsley Metropolitan Borough Council
22 AUG 2006
Corporate ...

General Notes
1) To be read in conjunction with Drawings
2) Do not scale from this drawing. Check all dimensions on site and report any discrepancies to the architect
3) All structural and drainage work to be to the satisfaction of OS levels

Revisions
A:

SYHA Architects
43-47 Wellington Street
Sheffield
S1 4HF
tel: 0114 2700 278
fax: 0114 2700 280
web: www.syha.co.uk

Date: Jun 08	Job: Cross Lane	Dwg no: AK02 2.11
By: CJ	Client: SYHA Development Section	
Scale: 1:50	Title: Floor Layouts - Plots 5, 6, 7 & 8	

Copyright of author's Department

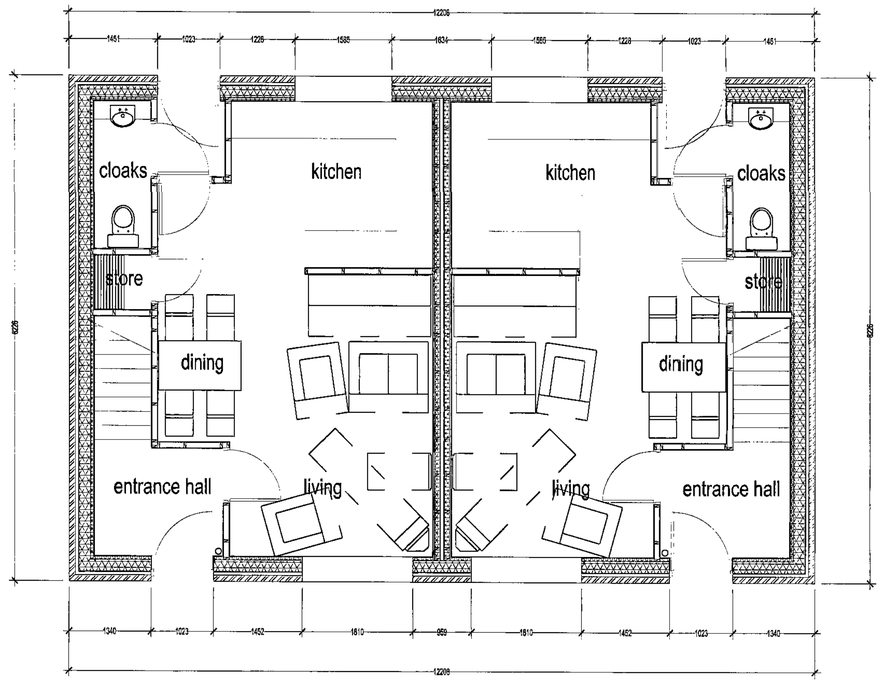

plots 9 & 10
GROUND FLOOR PLAN

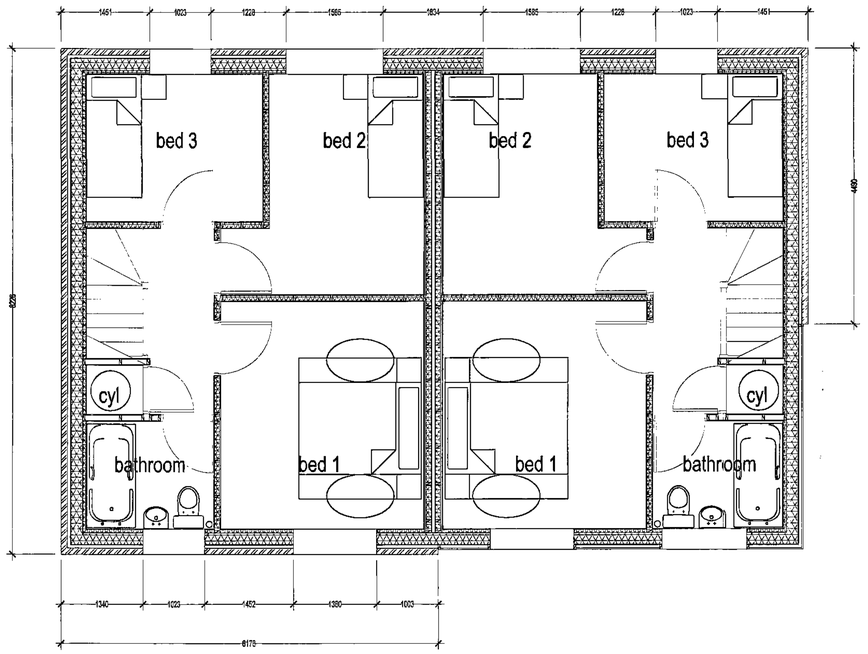

plots 9 & 10
FIRST FLOOR PLAN

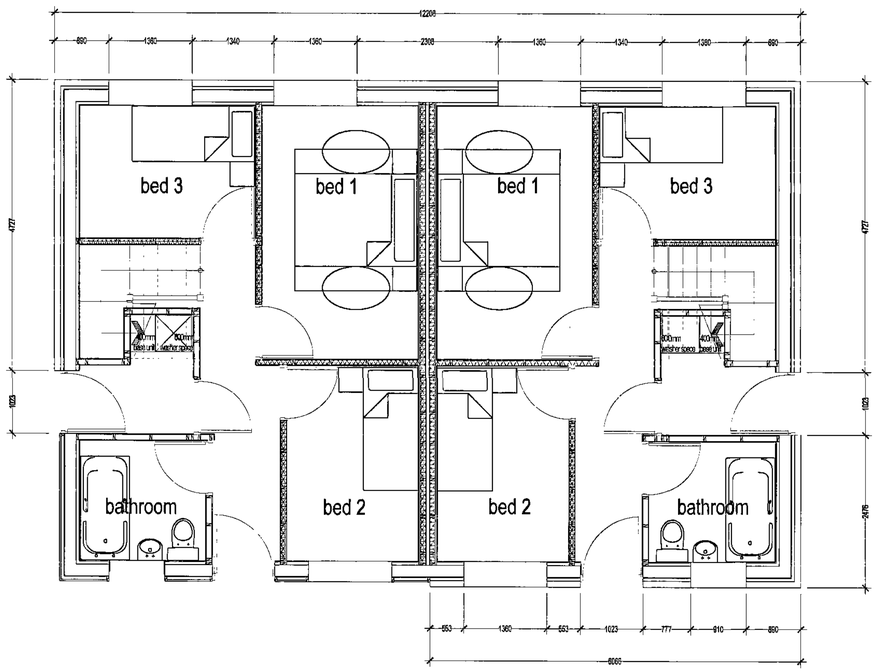

plots 11 & 12
GROUND FLOOR PLAN

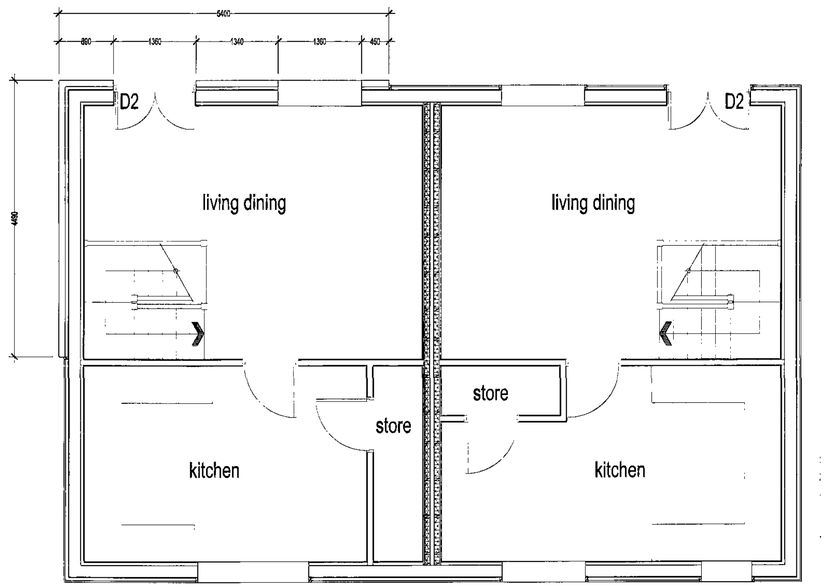

plots 11 & 12
FIRST FLOOR PLAN

Barnsley Metropolitan Borough Council
22 AUG 2006
Corporate Mail Room

General Notes

1) To be read in conjunction with Drawings
2) Do not scale from this drawing. Check all dimensions on site and report any discrepancies to the architect
3) All structural and drainage work to be to the satisfaction of OBB on site.

Revisions
A

SYHA Architects
43-47 Wellington Street
Sheffield
S1 4WF
tel: 0114 2902 275
fax: 0114 2900 290
web: www.syha.co.uk

Drawn: Jun 08	Job: Cross Lane	Drwg No: AK02 2.12
Chk: CJ	Client: SYHA Development Section	
Scale: 1:50	Title: Floor Layouts - Plots 9, 10, 11 & 12	

Copyright of SYHA Architects

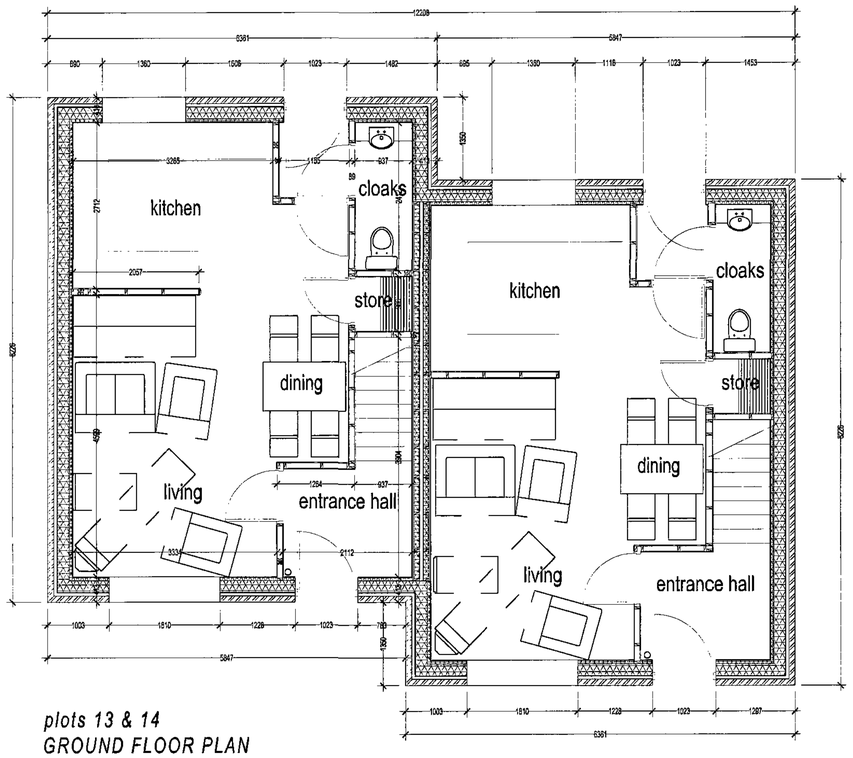

plots 13 & 14
GROUND FLOOR PLAN

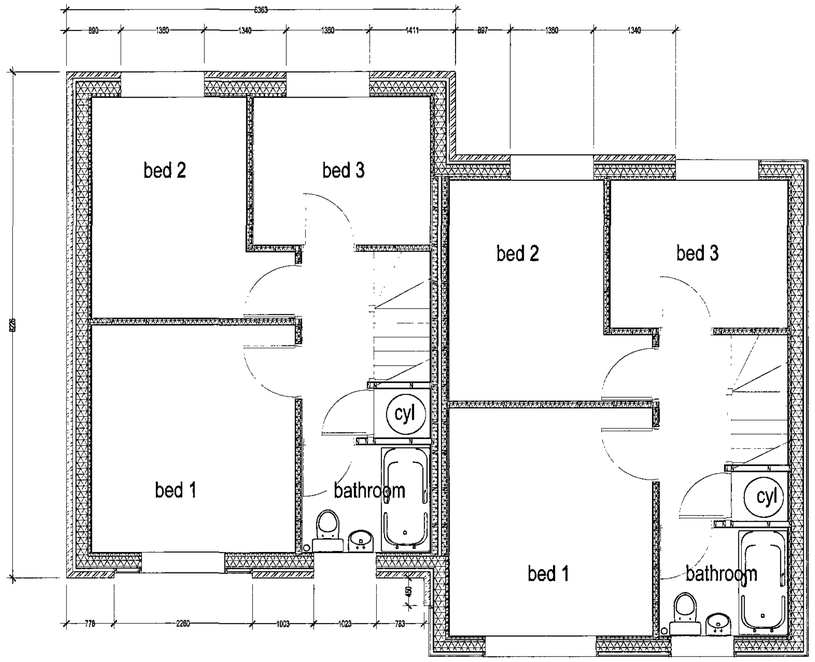

plots 13 & 14
FIRST FLOOR PLAN

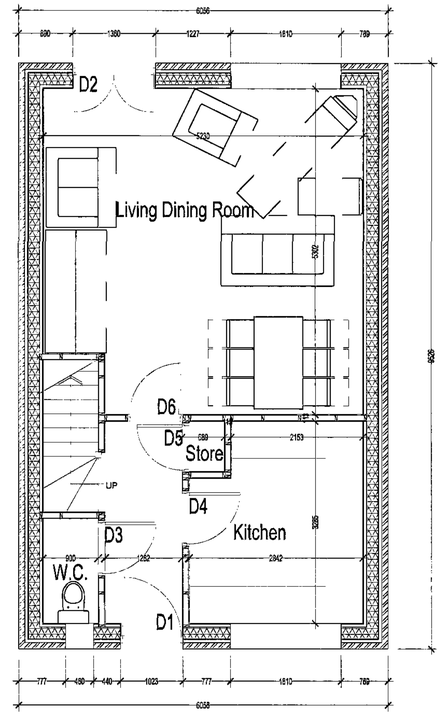

plot 15
GROUND FLOOR PLAN

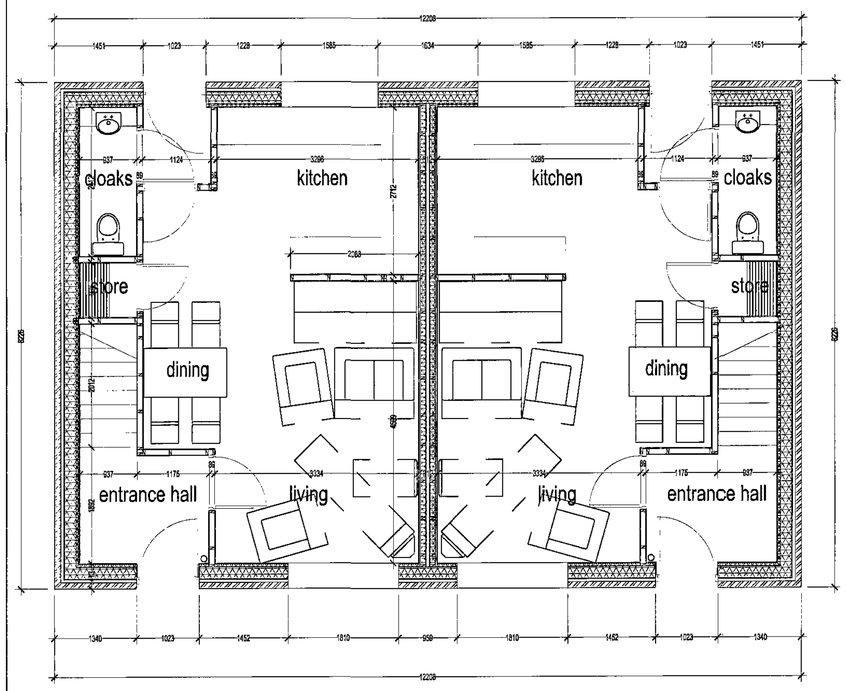

plots 16 & 17
GROUND FLOOR PLAN

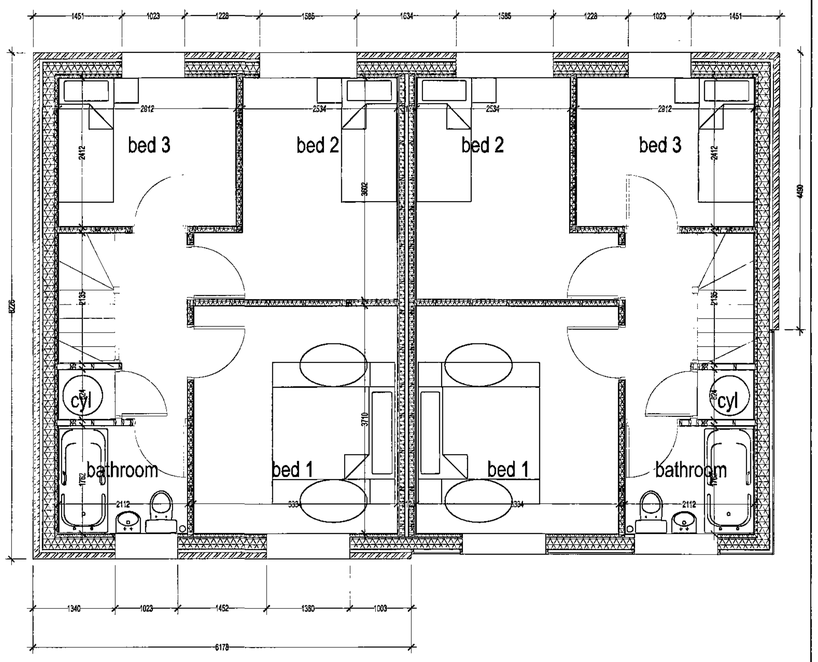

plots 16 & 17
FIRST FLOOR PLAN

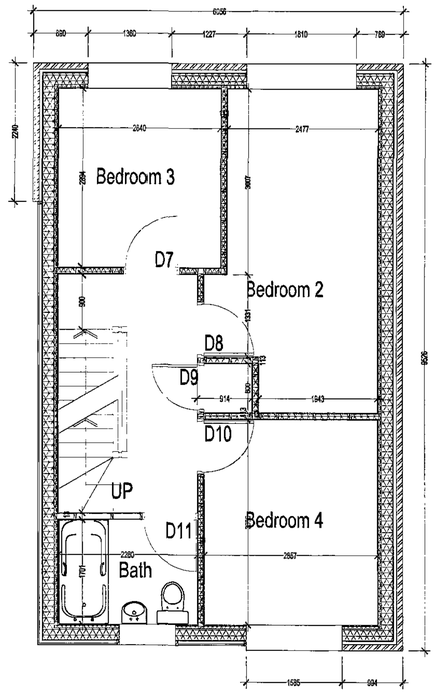

plot 15
FIRST FLOOR PLAN

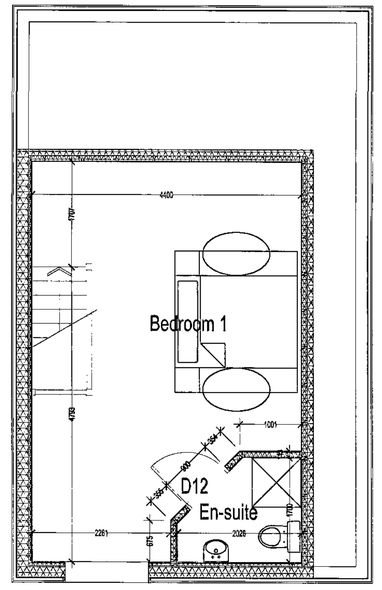

plot 15
SECOND FLOOR PLAN

Barnsley Metropolitan Borough Council
22 AUG 2008
Corporate Mail Room

General Notes

1) To be read in conjunction with Drawings
2. Do not scale from this drawing. Check all dimensions on site and report any discrepancies to the architect
3) All structural and drainage work to be to the satisfaction of DBS or site

Revisions
A:

SYHA Architects
43-47 Wellington Street
Sheffield
S1 4HF
tel: 0114 2900 278
fax: 0114 2900 290
web: www.syha.co.uk

syha

Date: Jun 08	Job: Cross Lane		Dwg No: AK02 2.13
Drawn: CJ	Client: SYHA Development Section		
Scale: 1:50	Title: Floor Layouts - Plots 13, 14, 15, 16 & 17		

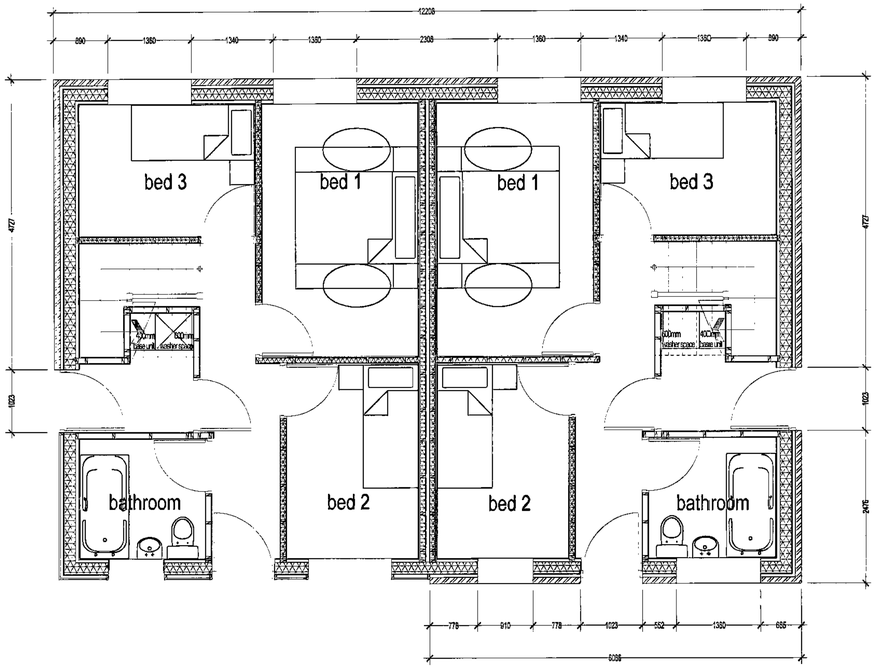

plots 18 & 19
GROUND FLOOR PLAN

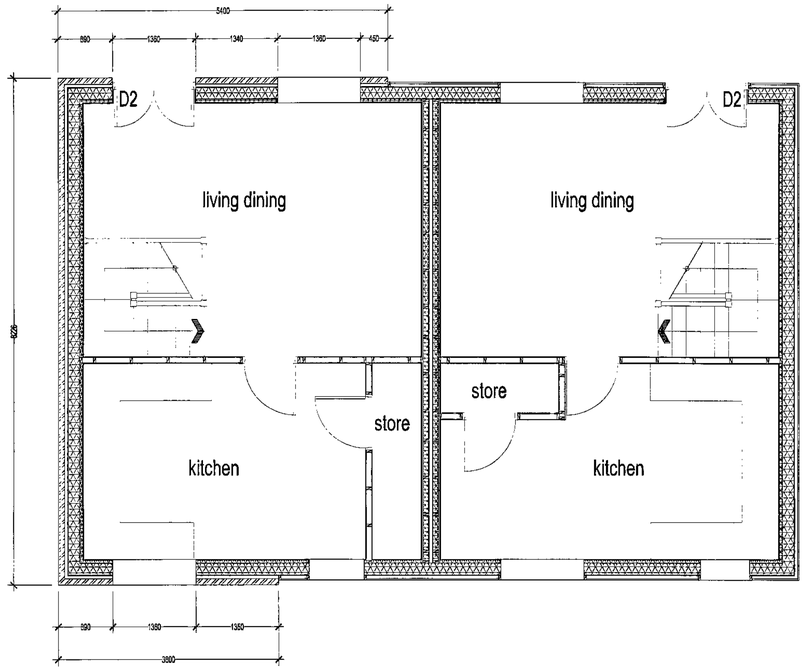

plots 18 & 19
FIRST FLOOR PLAN

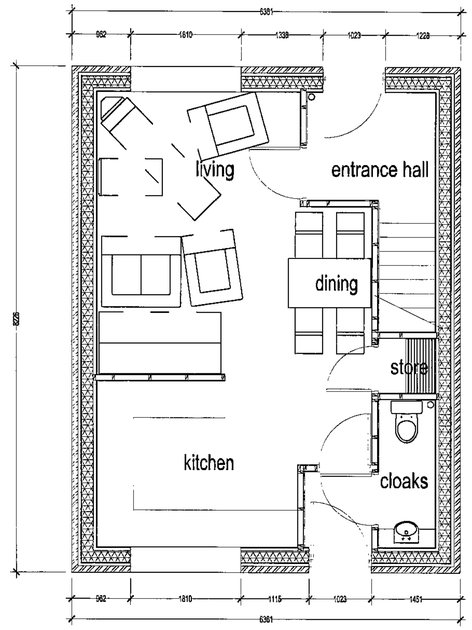

plot 20
GROUND FLOOR PLAN

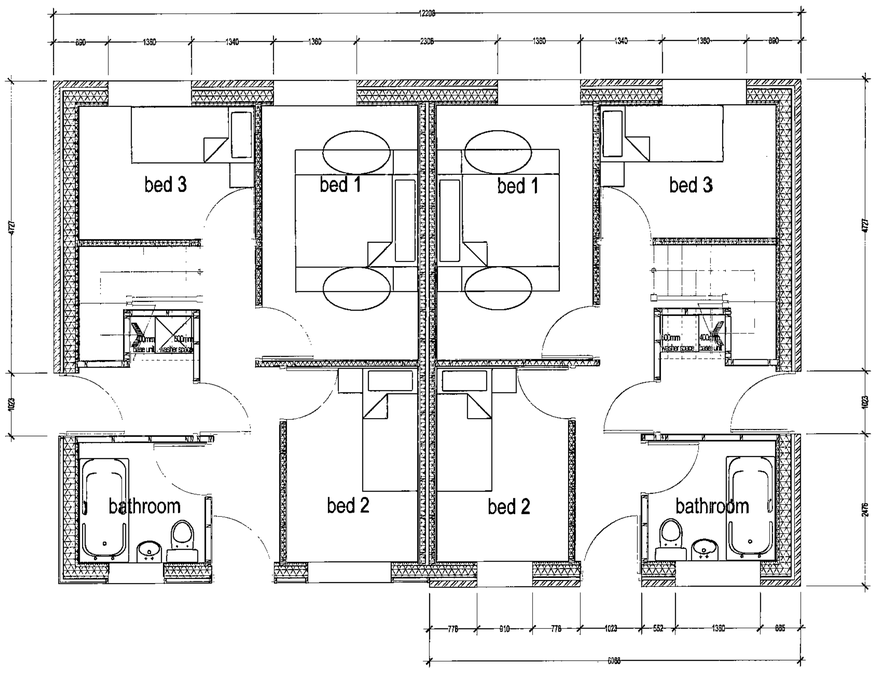

plots 20 & 21
GROUND FLOOR PLAN

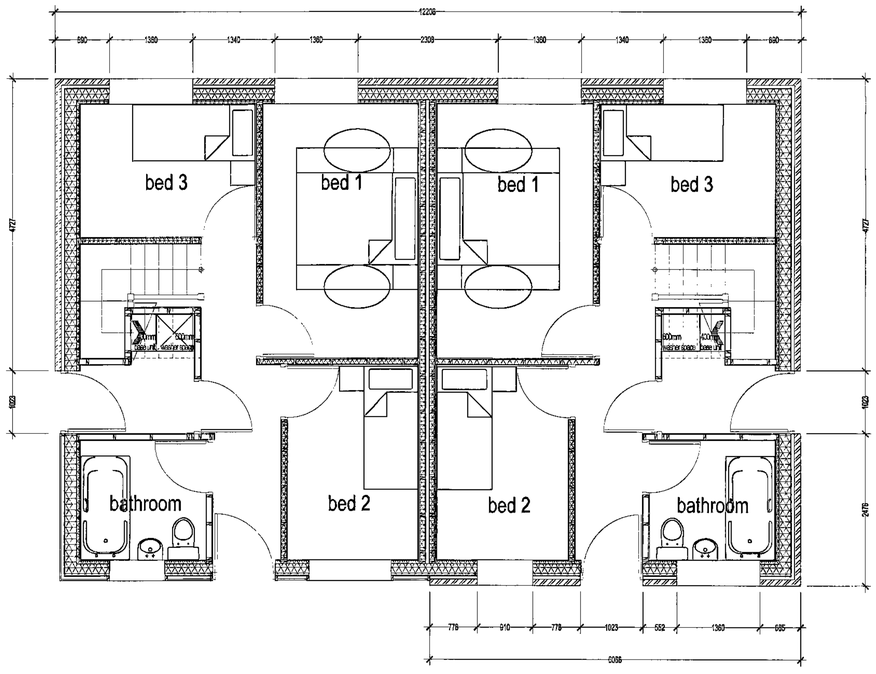

plots 20 & 21
GROUND FLOOR PLAN

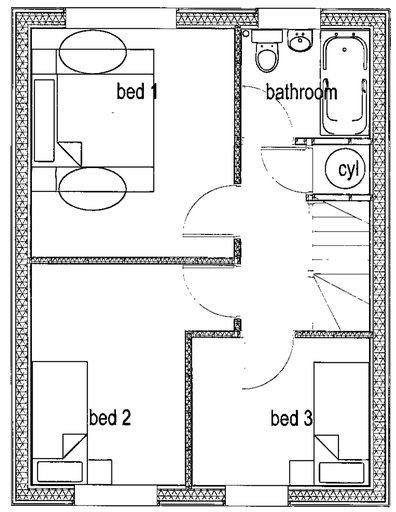

plot 20
FIRST FLOOR PLAN

Barnsley Metropolitan Borough Council
22 AUG 2008
Corporate

General Notes

1) To be read in conjunction with Drawings
2) Do not scale from this drawing. Check all dimensions on site and report any discrepancies to the architect
3) All statutory consents/approvals to be to the satisfaction of SBS or site

Revisions
A:

SYHA Architects
43-47 Wellington Street
Sheffield
S1 4HF
tel: 0114 2900 278
fax: 0114 2900 280
web: www.syha.co.uk

Copyright: all rights reserved

Date: Jun 08	Job: Cross Lane	Drwg No: AK02 2.15
By: CJ	Client: SYHA Development Section	
Scale: 1:50	Title: Floor Layouts - Plots 18, 19, 20, 21 & 22	

A1

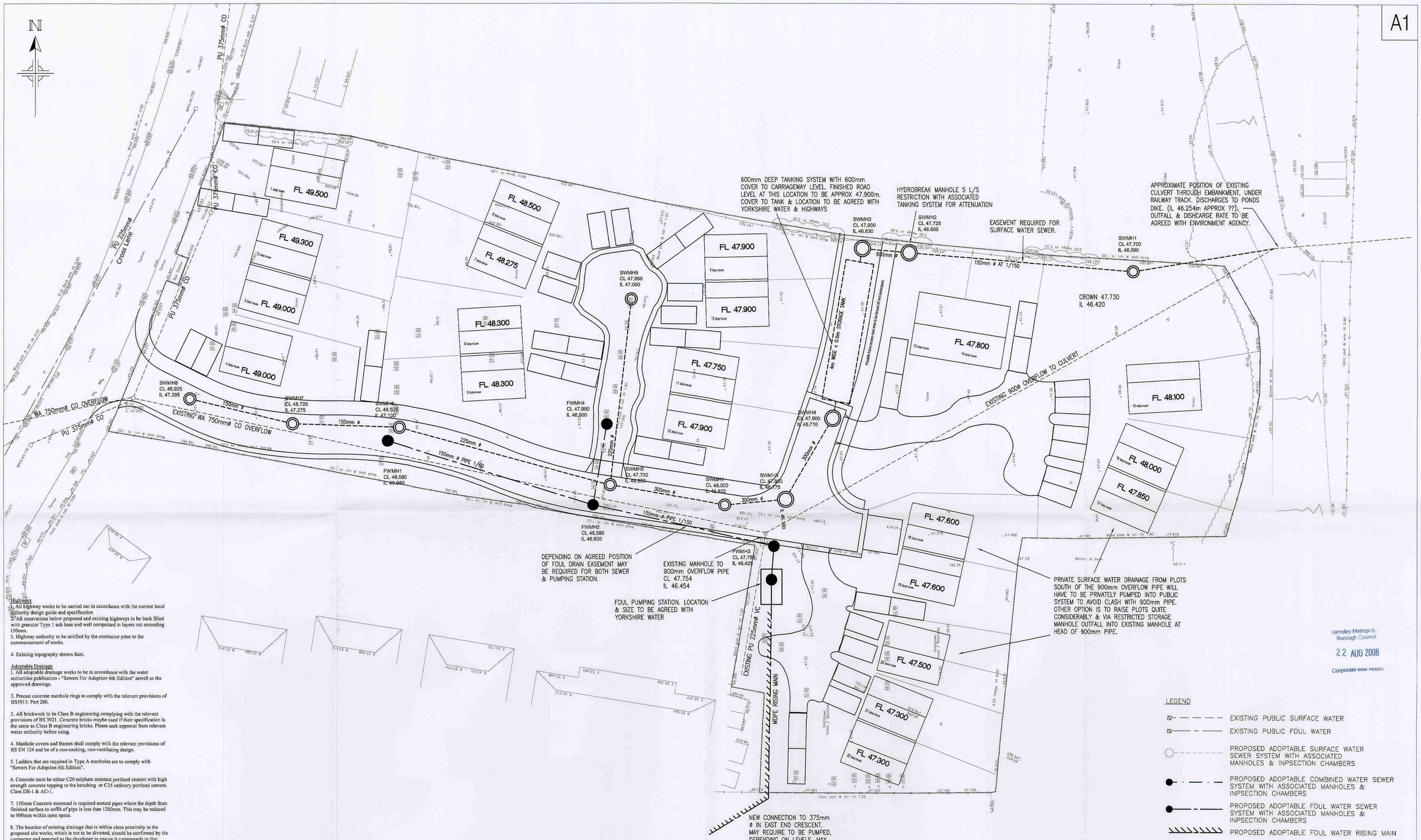

Highways
1. All highway works to be carried out in accordance with the current local authority design guide and specification
2. All excavations below proposed and existing highways to be back filled with granular Type 1 sub base and well compacted in layers not exceeding 150mm.
3. Highway authority to be notified by the contractor prior to the commencement of works.

4. Existing topography shown faint.

Adoptable Drainage
1. All adoptable drainage works to be in accordance with the water authorities publication - "Sewers For Adoption 6th Edition" aswell as the approved drawings.

2. Precast concrete manhole rings to comply with the relevant provisions of BS5911: Part 200.

3. All brickwork to be Class B engineering complying with the relevant provisions of BS 3921. Concrete bricks maybe used if their specification is the same as Class B engineering bricks. Please seek approval from relevant water authority before using.

4. Manhole covers and frames shall comply with the relevant provisions of BS EN 124 and be of a non-rocking, non-ventilating design.

5. Ladders that are required in Type A manholes are to comply with "Sewers For Adoption 6th Edition".

6. Concrete must be either C20 sulphate resistant portland cement with high strength concrete topping to the benching or C35 ordinary portland cement. Class DS-1 & AC-1.

7. 150mm Concrete surround is required around pipes where the depth from finished surface to soffit of pipe is less than 1200mm. This may be reduced to 900mm within open space.

8. The location of existing drainage that is within close proximity to the proposed site works, which is not to be diverted, should be confirmed by the contractor and reported to the developer to ensure it corresponds to that shown on the engineering layout and that no proposed works are affected.

9. Roads and sewers contractor must inform water authority prior to works commencing.

10. Dropper kerbs to be provided at all driveways & junction crossing points.

11. All RWP downcomer outlets & BIG's to be trapped.

Existing Services
Any existing services which may be affected by the proposed works should be located by means of a hand dig in close liaison with the statutory service authorities. The contractor shall inform the developer of any services that may affect the proposed design.
Contractor to notify statutory service authorities prior to commencement of work.

LEGEND

- EXISTING PUBLIC SURFACE WATER
- EXISTING PUBLIC FOUL WATER
- PROPOSED ADOPTABLE SURFACE WATER SEWER SYSTEM WITH ASSOCIATED MANHOLES & INPSECTION CHAMBERS
- PROPOSED ADOPTABLE COMBINED WATER SEWER SYSTEM WITH ASSOCIATED MANHOLES & INPSECTION CHAMBERS
- PROPOSED ADOPTABLE FOUL WATER SEWER SYSTEM WITH ASSOCIATED MANHOLES & INPSECTION CHAMBERS
- PROPOSED ADOPTABLE FOUL WATER RISING MAIN
- BACKDROP MANHOLE
- PROPOSED SURFACE ROADWATER GULLIES TO BE PROVIDED. 450x900mm. CONCRETE TRAPPED 150mm DIA. OUTLET POTS WITH GRATINGS & FRAMES AS PER SPECIFICATION.

Barnsley Metropolitan Borough Council
22 AUG 2008
Corporate Mail Room

CDM - RESIDUAL RISKS

During Construction
1. DEPTH OF EXCAVATION WHEN CONSTRUCTION STORAGE TANKS
2. CONNECTIONS & WORKING WITH LIVE SEWERS.

Post Construction
1. MAINTAINING THE PUMPING STATIONS

Notes
1. EXISTING TOPOGRAPHY SHOWN FAINT.
2. PROPOSED DESIGN SHOWN BOLD.

Rev	Date	Description	Chkd

Status: INFORMATION

Project: CROSS-LANE ROYSTON
Client: SOUTH YORKSHIRE HOUSING ASSOCIATION
Architect: SOUTH YORKSHIRE HOUSING ASSOCIATION

Title: PUBLIC DRAINAGE LAYOUT

Scale	Drawn	Checked	Date
1:250	PW	JN	MAY 08

Job Number	Drawing Number	Rev.
7002	C05	

CK21 Consultants LLP
1 Mosley Street, Newcastle upon Tyne NE1 1YE
Telephone: (0191) 261 6312 Facsimile: (0191) 261 7774
E-mail Address: (initial).(surname)@ck21.co.uk