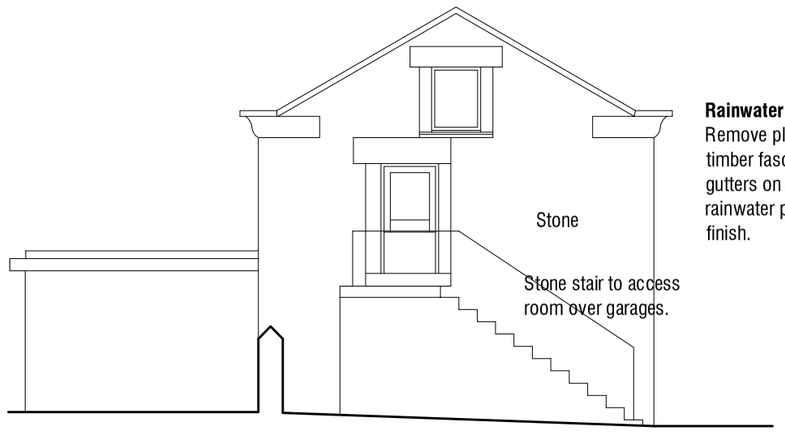

Rainwater goods:
Remove plastic gutters and pipes and timber fascia. Replace with ogee section gutters on rise and fall brackets and circular rainwater pipes in aluminium with black ppc finish.

North Elevation 1:100

Remove roof window and replace with conservation style rooflight.

Roofing:
Remove existing roof covering and relay in reclaimed stone slates in diminishing courses with matching ridges bed in mortar.

Rebed gable copings add secret gutter and and replace flashings in code 4 lead.

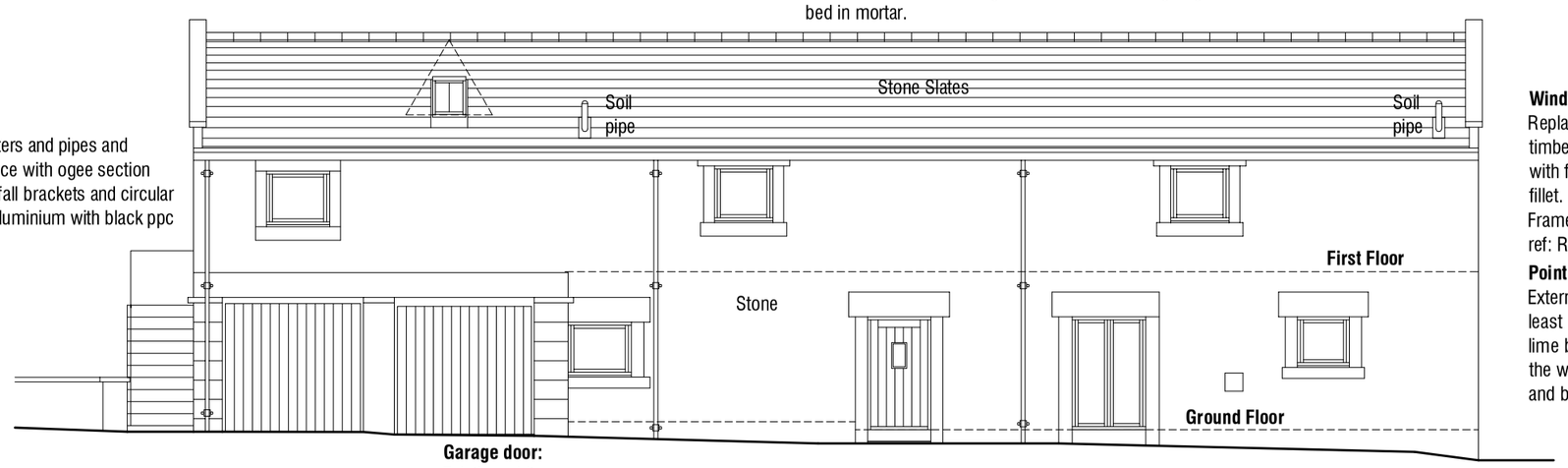

Garage door:
Existing white garage doors to be painted black.

New front door:
New door in hardwood with matching frame, set into 100mm deep reveals sealed to stonework with flexible mastic and over-pointed with mortar fillet. Door to have vertically boarded design with very dark antique oak stain finish.

East Elevation 1:100

Windows:
Replace existing window frames with double glazed timber frames set into 100mm deep reveals sealed with flexible mastic and over-pointed with mortar fillet.
Frames to have light grey/green paint finish colour ref: RAL 7032.

Pointing:
External walls to be carefully raked out to a depth at least equal to the width of the joint and re-pointed ir lime based grit sand mortar flush to the contours of the wall and slightly back from the aris of the stone; and brushed off to expose the aggregate.

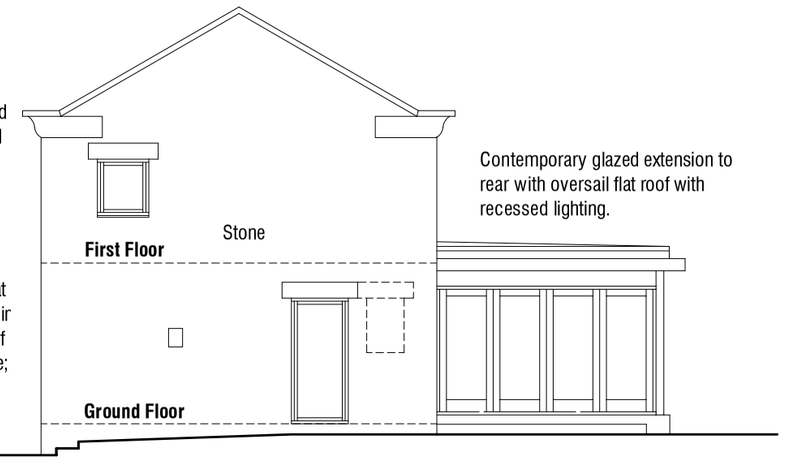

Contemporary glazed extension to rear with oversail flat roof with recessed lighting.

South Elevation 1:100

Alter opening to two windows centred on larger opening below.

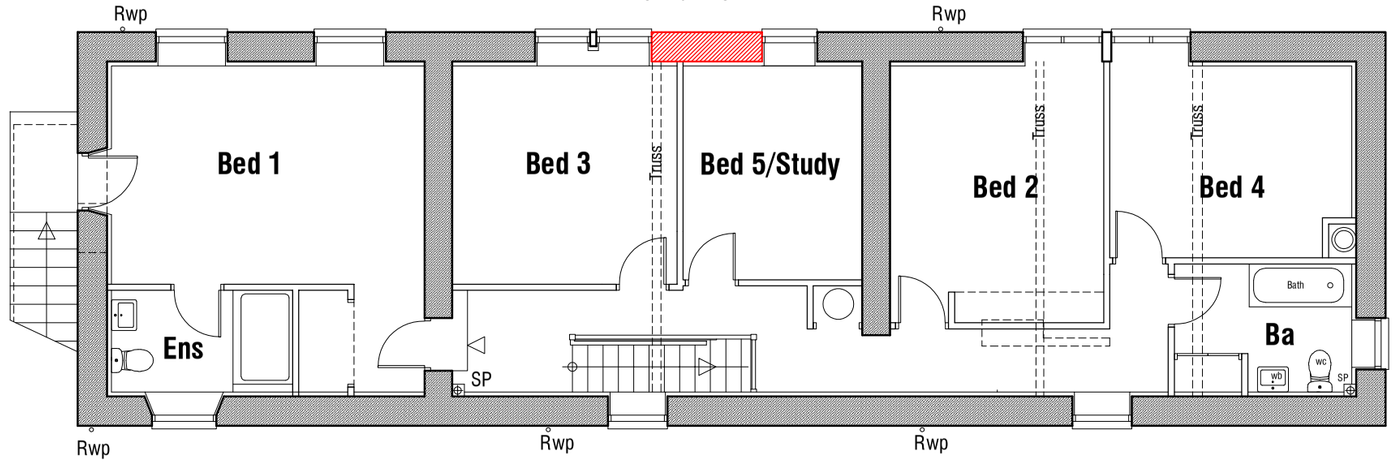

FIRST FLOOR PLAN 1:100

Bi-fold doors to Terrace and additional glazing to single storey extension.

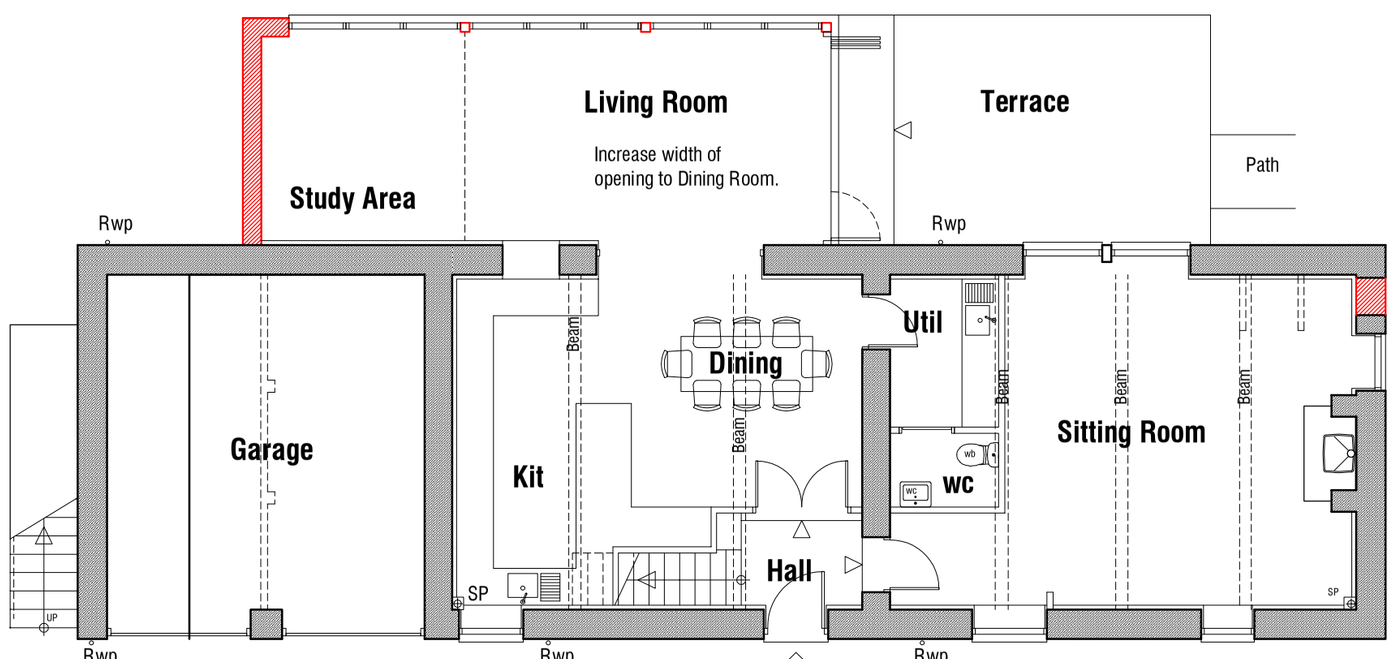

Form entrance doorway in existing opening.

GROUND FLOOR PLAN 1:100

Reposition flue pipe away from stove to sitting room fireplace onto rear pitch.

Re-configure large opening at first floor level into two separate windows.



5 deg pitch to roof in dark grey fibreglass with profiles formed by timber rolls at 900mm c/c.

West Elevation 1:100

Single storey rear extension with full height glazing in dark grey aluminium frames separateed by steel post and eaves beam.

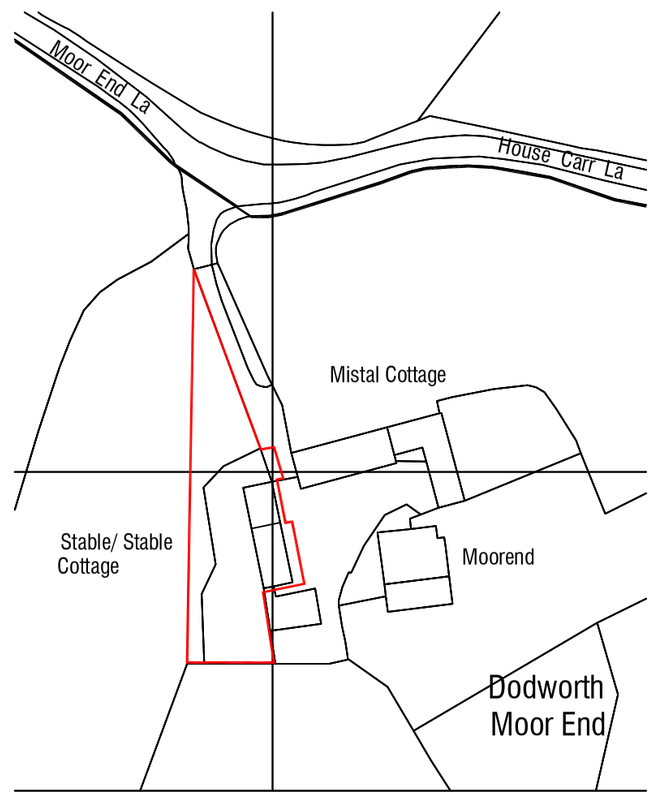

Rev D 02.09.18 - Update plans and elevation.
Rev C 05.09.18 - Add Location Plan.
Rev B 24.08.18 - Amend layout.
Rev A 24.08.18 - Amend layout.

SYCAMORE/ STABLE COTTAGE
MOOR END
SILKSTONE COMMON
BARNSLEY

OUTLINE PROPOSALS

PLANS AND ELEVATIONS

mboothdesign
architectural design and building consultants

Fairfield House
Barnsley S70 2FL
T: 01226 286256
M: 07881898300
E: mboothdesign@btconnect.com

Scale	As Shown @ A3	Drawn	MJB
Date	AUGUST 2018	Ref.	16.14
Dwg No.	P5	Rev.	D

0cm | 2cm | 4cm

Copyright mboothdesign Ltd. All dimensions in millimeters unless otherwise stated. Dimensions for setting out in existing buildings are to be checked and verified on site.