BARNES associates ltd
SURVEY MANAGE IMPROVE

TREE PROTECTION

DO'S | **DON'TS**

Trees add value to the site, provide shade, improve habitat, improve air quality and are typically protected as part of any planning approval, so their protection is in everyone's interest to avoid costly stoppages and damage.

TREE ROOTS

Spread out a lot further than the branches over a large area and are usually found close to the surface of the soil, making them susceptible to damage.

To help trees survive any proposed changes a minimum amount to undisturbed rooting area needs to be protected or provided to help the tree feed itself and survive this can easily be done by creating a **Construction Exclusion Zone**. These are normally detailed on a **Tree Protection Plan** or detailed within an **Arboricultural Method Statement**. Please look at these before you start work to understand what **fencing** and **ground protection** are to be used where.

- Tree Protection is not a puzzle, everything you need is on the **Tree Protection Plan** or can be found in the **Arboricultural Method Statement**.
- Before work starts erect and maintain the correct fencing and ground protection.
- Tree protection is usually a planning condition and breaches can result in a stop notice, prosecution or fines.

Tree damage can be avoided, **if in doubt ask for help**.

Help avoid costly shut downs and financial penalties.

TREES ROOTS

Many people believe tree roots extend as deep as the tree is high, or simply plug into the ground like carrot, which is untrue.

We must all avoid any unauthorised damage to trees.

The use of properly positioned protective fencing can prevent tree deaths occuring.

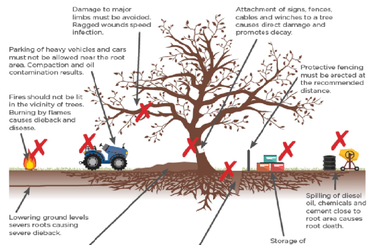

RESULTS OF BREACHING THE CEZ

Soil Compaction Starves roots of oxygen and nutrients and increases water run off the site. ✗

Excavation Cuts or damages the roots, which can affect a trees health or stability. ✗

Turf or Soil Removal Even shallow excavations can remove or damage fine feeder roots. ✗

Canopy/Branch Damage Limits food production and encourages pest or disease. ✗

Chemical Spill Including Cement Kills roots, starving the tree oxygen, water and nutrients. ✗

Fires Scorch and burn leaves, stems and branches. ✗

T 01423 322 371 E info@barnesassociates.co.uk W barnesassociates.co.uk

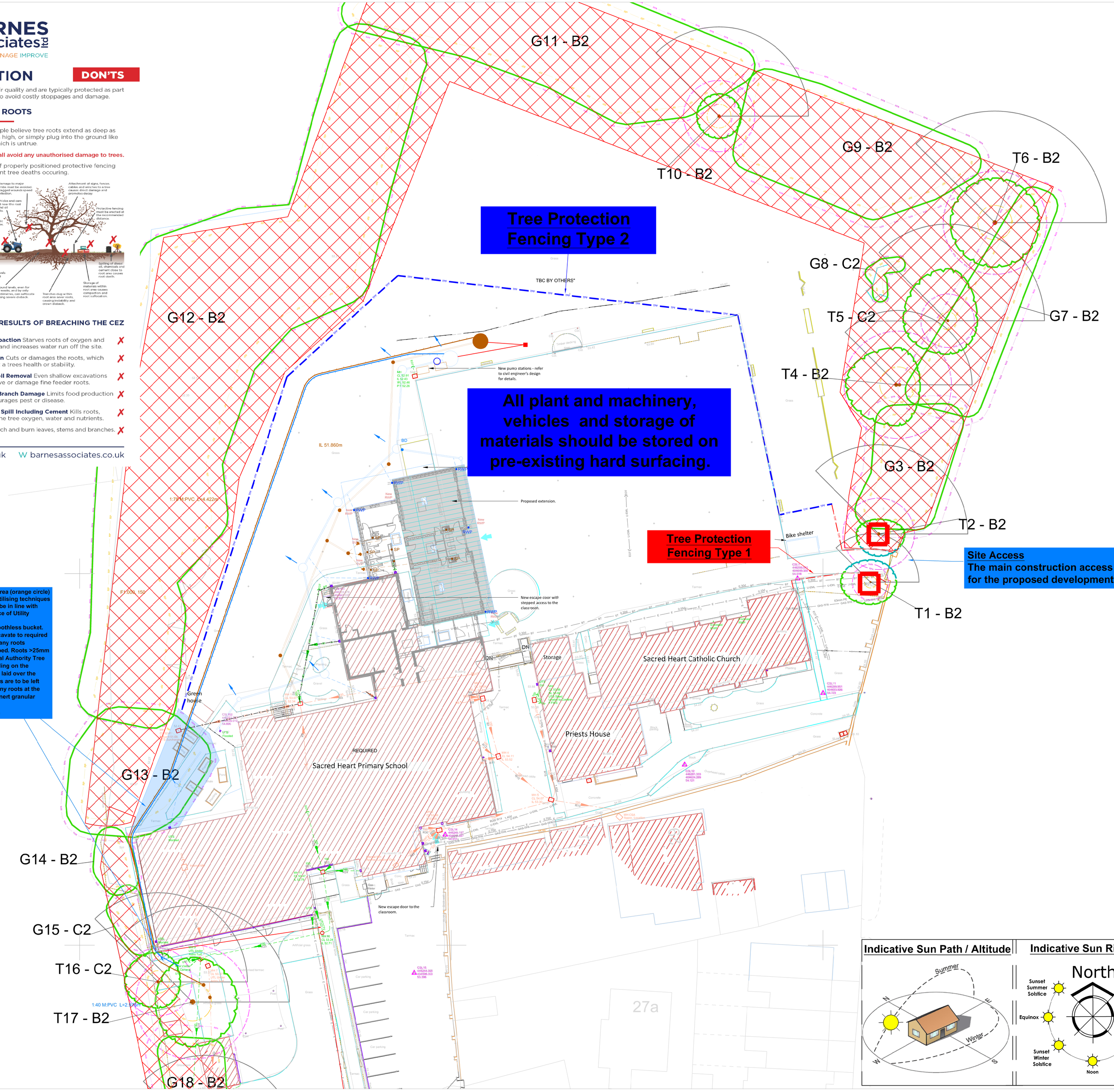

Underground services and ducting to be routed to avoid the root plate area (orange circle) and to be installed to avoid damage to roots above 25mm in diameter, utilising techniques such as air and vacuum excavation. Service installation within RPAs to be in line with NJUG Volume 4 Guidelines for the Planning, Installation and Maintenance of Utility Apparatus in Proximity to Trees:
Road surface to be removed and sub surface carefully removed using toothless bucket. moiling the area is recommended if this is not an viable option then excavate to required depth using air, vacuum or hydro excavation, carefully working around any roots ensuring no roots >25mm in diameter are physically damaged or disturbed. Roots >25mm in diameter not to be cut without referring to the Project Arborist or Local Authority Tree Officer. Roots will require differing protection from the elements depending on the weather; if root dessication is a risk, then damp hessian sacks are to be laid over the exposed roots and dry sacking should be used in winter if exposed roots are to be left overnight. Once exposed, the ducting will be fed through, underneath any roots at the required depth. The trench to be backfilled with top soil mixed with an inert granular material to allow the soil to be compacted for resurfacing.
A watching brief is recommended during the excavation within the RPA.

Indicative Sun Path / Altitude

Indicative Sun Rise / Set

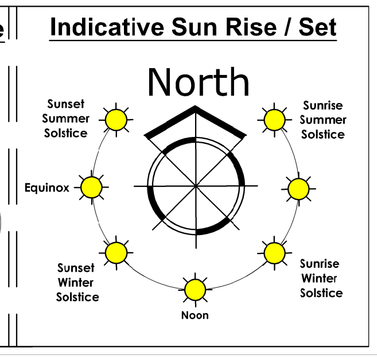

© Barnes Associates Ltd. This plan should be viewed in COLOUR, please do not scale from this drawing, all dimensions should be checked on site, any errors or divergences should be brought to the attention of Barnes Associates Ltd. All right described in Chapter IV of the Copyright, Design & Patents Act 1988 have been generally asserted and copyright of this plan remains with Barnes Associates Ltd until all fees are paid in full.

Individual Tree Symbols

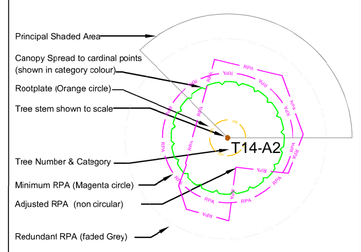

Tree Protection Methods

Construction Exclusion Zone (CEZ)
Indicated by the red Net Hatching.
These are 'NO-GO ZONES' for site works, storage and operatives.
To be protected by appropriate Fencing and/or Ground protection.
These areas shall be identified with signage.

Tree Precautionary Zone - (TPZ)
Indicated by Blue shading.
Tree root activity is likely in these areas and will need to be appropriately protected before the start of the works.
Materials and methods need to limit excavation, root loss or damage to soils.

Tree Stem Protection (TSP)

Installed in Very High Risk areas.
Protection by Boarding or Plywood Boxes constructed clear of the stem and not to be attached to the tree. Boxes are to contain compressible material to absorb possible shock loading. To be installed immediately after the tree works & before the start of the project.

High Risk Tree Protection Fencing Type 1 (TPF).
Indicated by the red line.
This is to be provided by braced Heras Fencing or solid panels. Post-holes shall be excavated by powered hand auger or low ground-pressure plant working of ground protection or outside the Precautionary Zone.

Moderate Risk Tree Protection Fencing Type 2 (TPF).
Indicated by the blue line.
This is to be erected as a temporary barrier to protect areas designated for later construction or landscaping the Precautionary Zone. This shall consist of Heras type panels mounted onto rubber/concrete 'boots'

Notes:

Plan is based upon the supplied topographical Survey Plan. Copies of this plan are available in CAD Formats .dwg & .dxf upon request.

Revision		Description
B	29/06/2026	Drainage added

N
1:250
0 5 10m

Client: Align Property Partners

Project: Sacred Heart Primary, S63 9JY

Title: Tree Protection Plan

Drawing No: BA26012TPP | Status: P

Scale: 1:250 @ A1

Date: 29/06/2026

Drawn By: LB | Checked: SB | Approved: SB

BARNES associates ltd
SURVEY MANAGE IMPROVE
The Bungalow, Wetherby Road
Boroughbridge YO51 9HS
T 01423 322371
E info@barnesassociates.co.uk
W barnesassociates.co.uk
Company number 10438116
Registered in England and Wales