Rev	Notes	Date

B/Regs:

Planning:

Garry Greetham Associates

Residential Design Consultant

Westwood House
18 Carr Lane
Tankersley

Barnsley S75 3BE
Tel(01226)746573

PROJECT	Detached Dwelling
CLIENT	Mr. & Mrs. J. Frudd
TITLE	Site & Location Layouts
ADDRESS	108 Church Street, Gawber, Barnsley. S75 2RL
DRAWN BY	ggg
SCALE	as shown
DATE	Apr 19
DRAWING No	907-02
REV	

Member of the Chartered Institute of Architectural Technologists

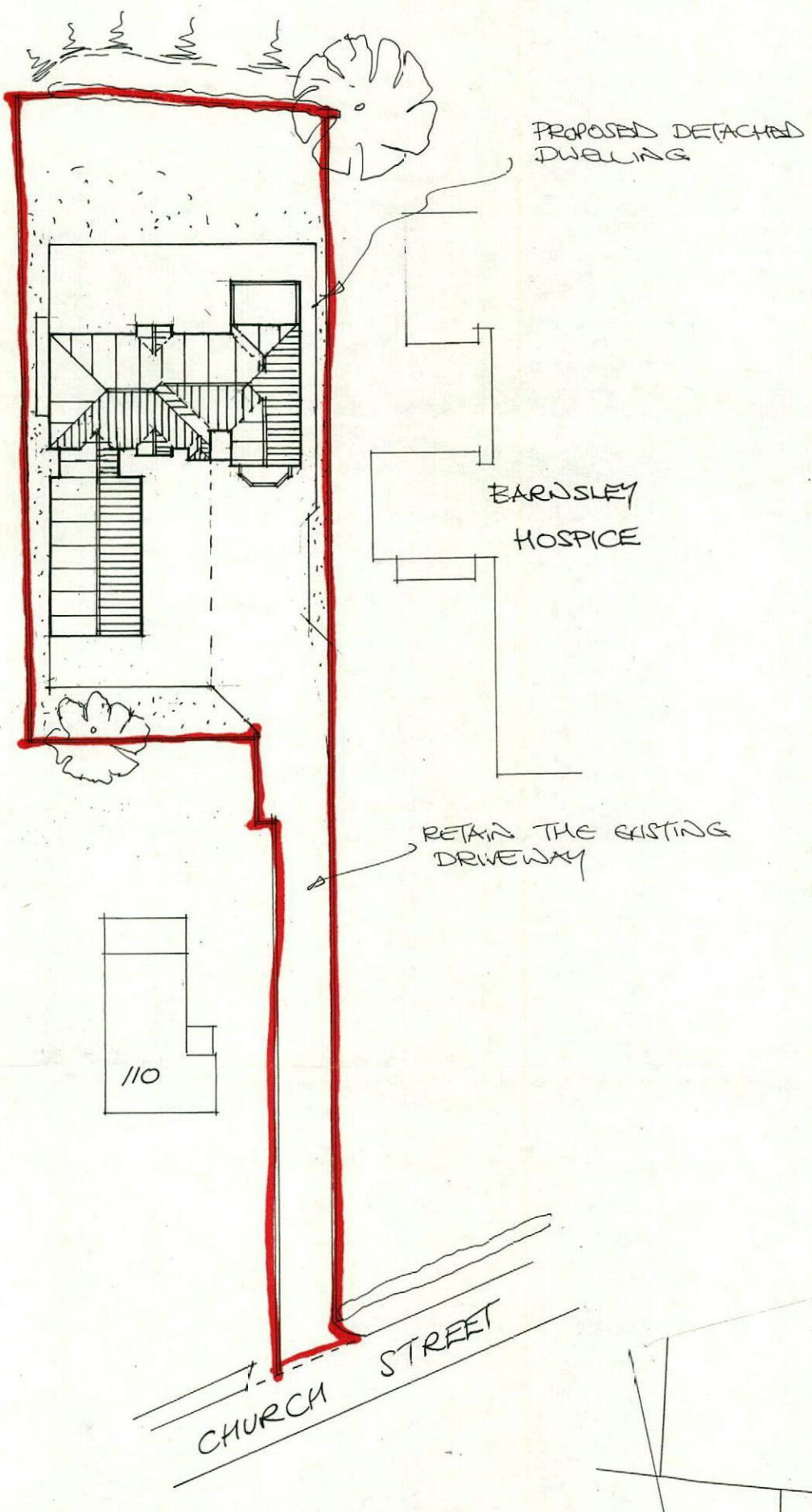

Site Layout 1:500



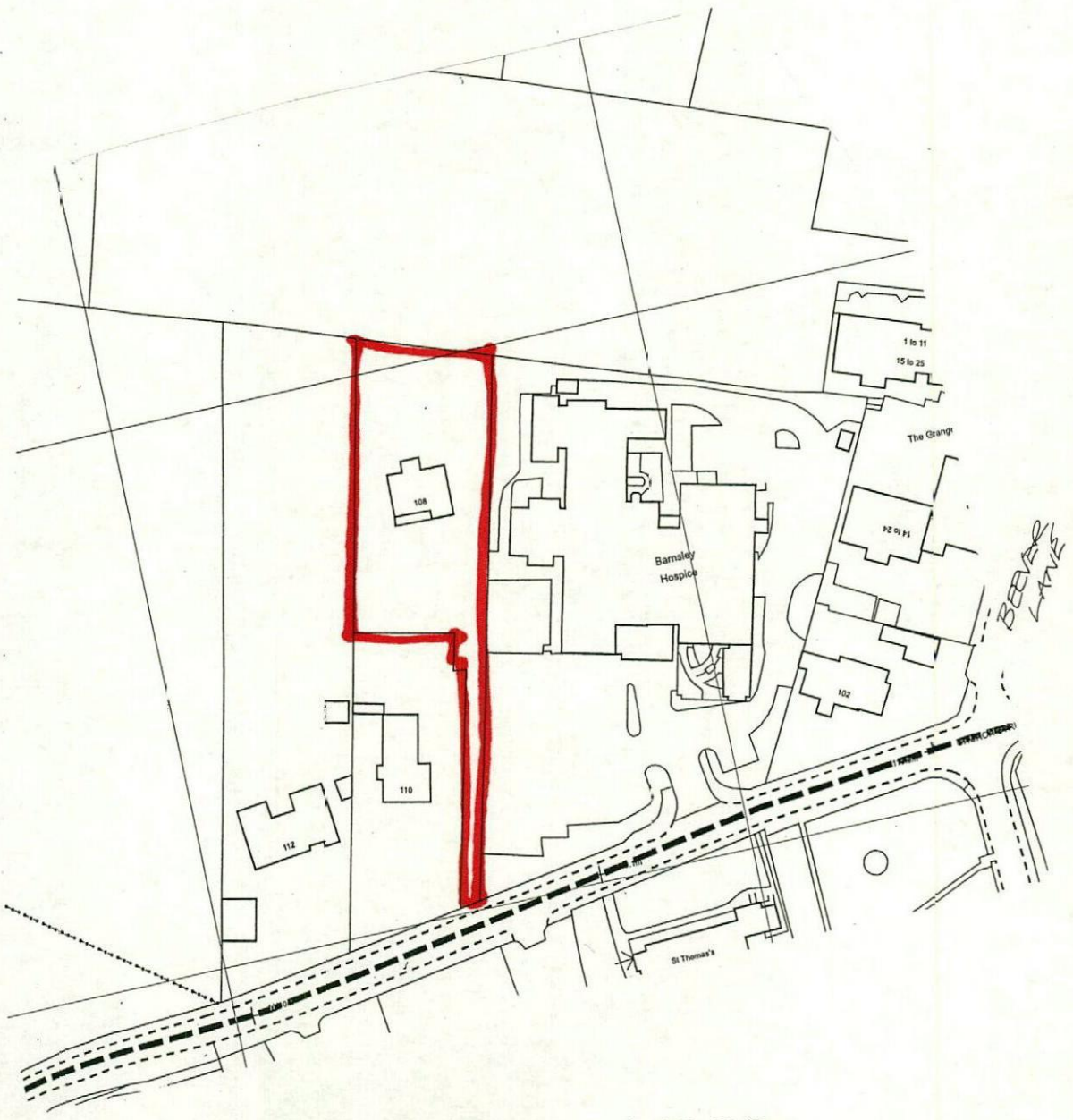

Location Plan 1:1250

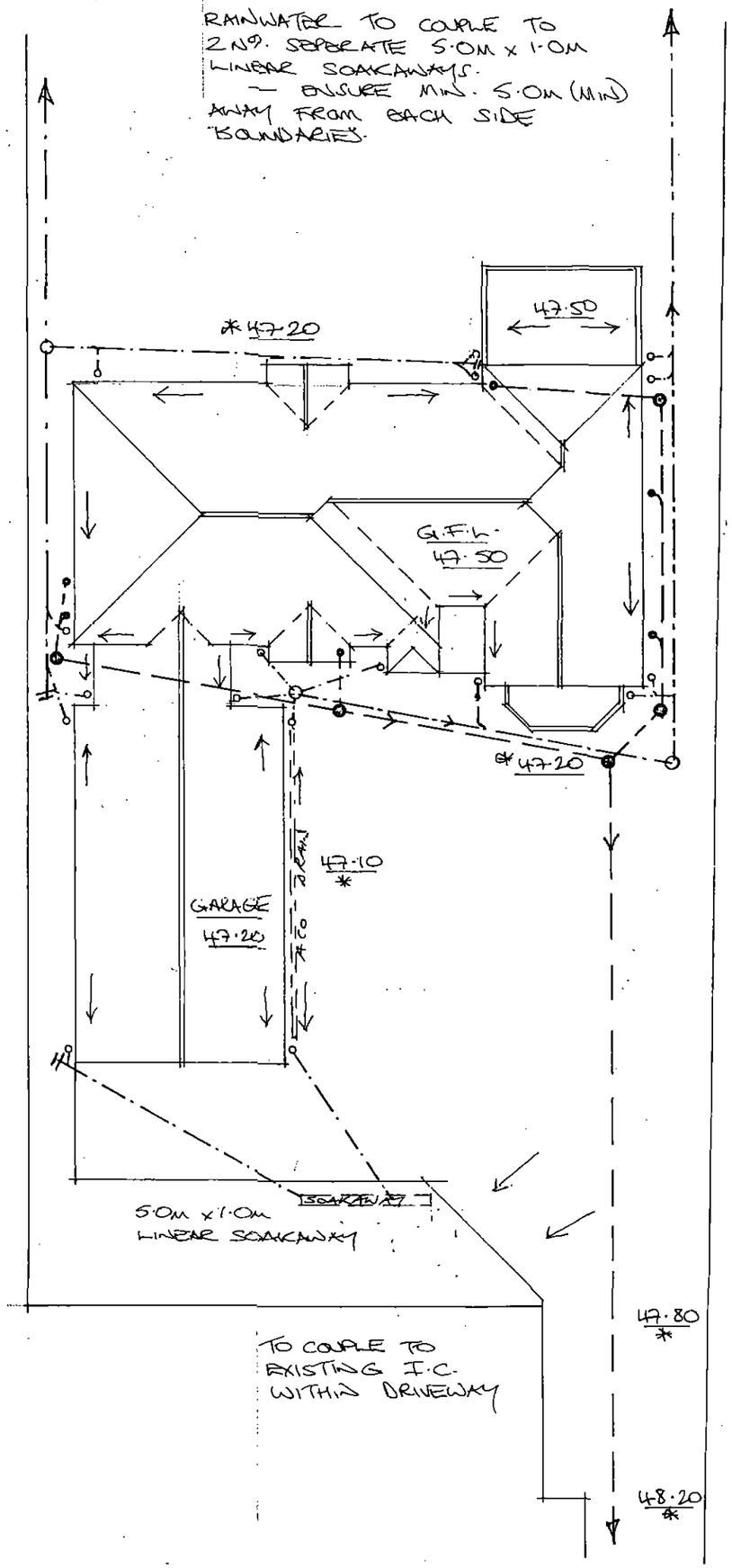

Table 11 Minimum dimensions for access fittings and inspection chambers

Type		Depth to invert from cover level (m)	Internal sizes: Length x width (mm x mm)	Internal sizes: Circular (mm)	Cover sizes: Length x width (mm x mm)	Cover sizes: Circular (mm)
Rodding eye			As drain but min 100			Same size as pipework[1]
Access fitting						
small	150 diam	0.6 or less, except where situated in a chamber	150 x 100	150	150 x 100[1]	Same size as access fitting
	150 x 100		225 x 100	225	225 x 100[1]	
large	225 x 100					
Inspection chamber						
	shallow	0.6 or less	225 x 100[2]	190[2]	-	190[2]
		1.2 or less	450 x 450	450	Min 430 x 430	430
	deep	> 1.2	450 x 450	450	max 300 x 300[3]	Access restricted to max 350[3]

Notes:
[1] The clear opening may be reduced by 20 mm in order to provide proper support for the cover and frame.
[2] Drains up to 150mm.
[3] A larger clear opening cover may be used in conjunction with a restricted access. The size is restricted for health and safety reasons to deter entry.

Table 12 Minimum dimensions for manholes

Type	Size of largest pipe (DN)	Min internal dimensions[1]: Rectangular length and width	Min internal dimensions[1]: Circular diameter	Min clear opening size[1]: Rectangular length and width	Min clear opening size[1]: Circular diameter
Manhole					
< 1.5m deep to soffit	≤ 150	750 x 675[2]	1000[2]	750 x 675[2]	na[3]
	225	1200 x 675	1200	1200 x 675[2]	
	300	1200 x 750	1200		
	>300	1800 x (DN+450)	The larger of 1800 or (DN+450)		
>1.5m deep to soffit	≤ 225	1200 x 1000	1200	600 x 600	600
	300	1200 x 1075	1200		
	376-450	1350 x 1225	1200		
	>450	1800 x (DN+775)	The larger of 1800 or (DN+775)		
Manhole shaft[4]					
> 3.0m deep to soffit of pipe	Steps[5]	1050 x 800	1050	600 x 600	600
	Ladder[6]	1200 x 800	1200		
	Winch[7]	900 x 800	900	600 x 600	600

Notes:
[1] Larger sizes may be required for manholes on bends or where there are junctions.
[2] May be reduced to 600 by 600 where required by highway loading considerations, subject to a safe system of work being specified.
[3] Not applicable due to working space needed.
[4] Minimum height of chamber in shafted manhole 2m from benching to underside of reducing slab.
[5] Min clear space between ladder or steps and the opposite face of the shaft should be approximately 900mm.
[6] Winch only - no steps or ladders, permanent or removable.
[7] The minimum size of any manhole serving a sewer (i.e any drain serving more than one property) should be 1200 mm x 675 mm rectangular or 120 mm diameter.

Foul outlet and drain.
Surface water outlet and drain.
F. W. Inspection chamber.
S. W. Rodding access
S.W. Inspection chamber

Rev	Notes	Date

Garry Greetham Associates
Residential Design Consultant
Westwood House
18 Carr Lane
Tankersley
Barnsley S75 3BE
Tel(01226)746573

PROJECT: Detached Dwelling
CLIENT: Mr. & Mrs. J. Frudd
TITLE: Drainage Layout
ADDRESS: 108 Church Street, Gawber, Barnsley. S75 2RL
DRAWN BY: 999
SCALE: 1:200 DATE: May 19
DRAWING No: 907-03 REV

Member of the Chartered Institute of Architectural Technologists

LOCATION OF ROTARY DRYER

GRASSED AREAS

STONE FLAGGED PATIO & FOOTPATHS.

2.0M

2.0M

2.0M HIGH POST & WIRE MESH

2.0M HIGH CONCRETE & BRICKWORK WITH

500mm HIGH EXIST. CONIFER TREES & SPRUCE

GARDEN & REFUSE BIN STORAGE

PROPOSED CHERRY & APPLE TREES

TARMACADAM OR RESIN MAIN DRIVEWAY

BLOCK PAVED VEHICLE PARKING

DENOTES SHRUBBED AREA WITH PROPOSED SILVER BIRCH TREE

EX. 1.80M H TIMBER PANEL FENCE

TIMBER PANEL FENCE 1.30M H

CONCRETE POST & WIRE MESH 1.50M HIGH

Rev	Notes	Date

Garry Greetham Associates
Residential Design Consultant
Westwood House
18 Carr Lane
Tankersley
Barnsley S75 3BE
Tel(01226)746573

PROJECT	Detached Dwelling
CLIENT	Mr. & Mrs. J. Frudd
TITLE	External Works Layout
ADDRESS	108 Church Street, Gawber, Barnsley. S75 2RL
DRAWN BY	ggg
SCALE	1:200
DATE	May 19
DRAWING No	907-04
REV	

Member of the Chartered Institute of Architectural Technologists