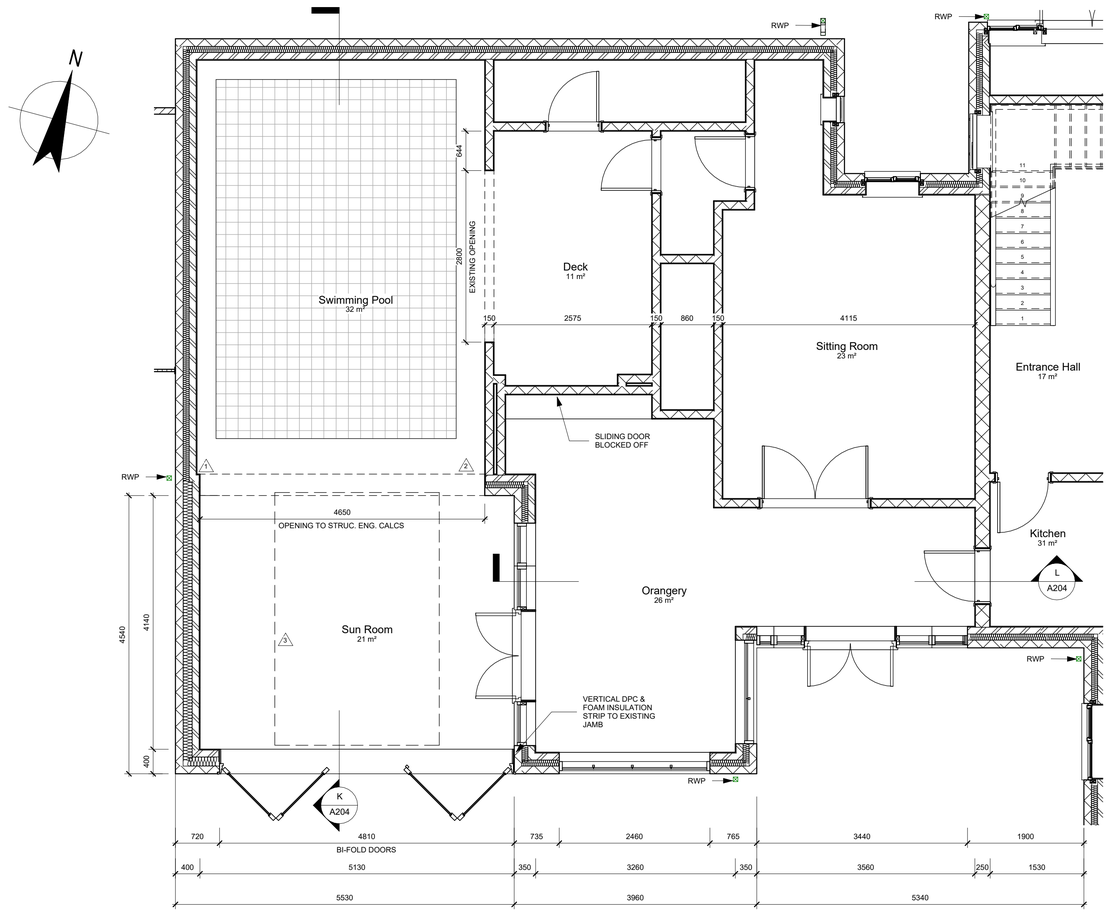

Ground Floor Level

1 : 50

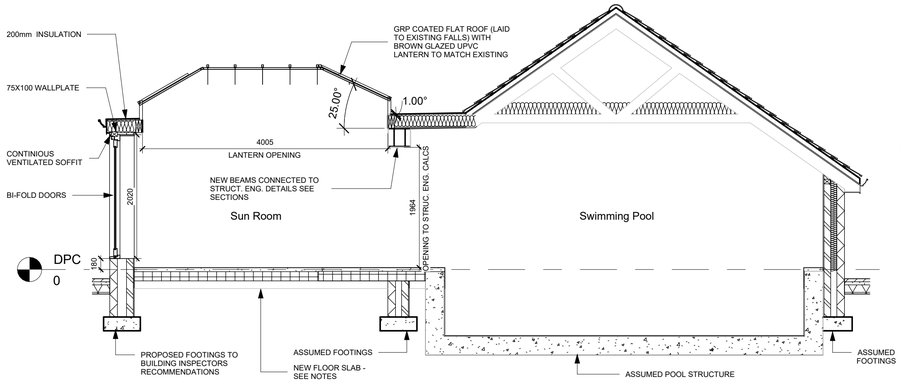

SECTION K-K

1 : 50

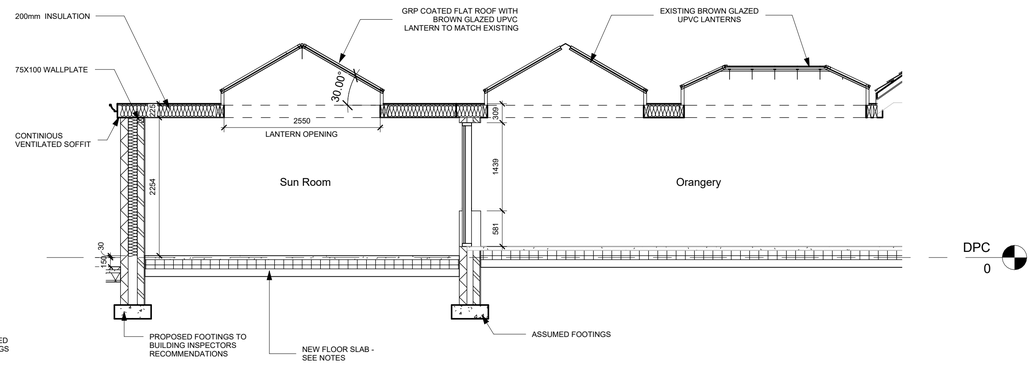

SECTION L-L

1 : 50

0 1 2 3 4 5

GRAPHIC SCALE: 1:50

NOTES-

1. CHANNEL CUT INTO WALL TO ALLOW INSULATION TO CARRY THROUGH AND PREVENT COLD BRIDGE
2. LINTEL/BEAM OVER OPENING TO STRUCTURAL ENGINEER'S SPECIFICATION
3. INDICATES ROOF LIGHT OVERHEAD

WALL LEGEND.

DENOTES ASSUMED 350MM THICK EXTERNAL WALL:
- 125MM FACING YORKSTONE
- 100MM WIDE MINERAL WOOL INSULATION BATTS (0.019W/m²K) CAVITY
- 100MM 3.6N MEDIUM DENSITY BLOCK
- 12.5MM GYPSUM GYPROC WALLBOARD WITH TAPED & JOINTED FINISH

DENOTES ASSUMED TYPICAL 40 dB INTERNAL PARTITION WALL CONSTRUCTION
- 75MM THICK TIMBER STUDWORK PARTITION WALL :
- 12.5MM GYPROC WALLBOARD WITH TAPED & JOINTED FINISH
- 75 X 44MM (LOAD BEARING) TIMBER STUDWORK AT 600MM CTRS.
- 12.5MM GYPROC WALLBOARD WITH TAPED & JOINTED FINISH

DENOTES ASSUMED EXTERNAL STONE SUPPORTING PILLAR
VARYING THICKNESS FACING YORKSTONE

GENERAL NOTES-

- NEW LINKED MAINS OPERATED SMOKE DETECTION SYSTEM TO BE INSTALLED ON ALL FLOORS
- ALL GAS INSTALLATION /ALTERATIONS MUST BE PERFORMED COMPETENT PERSONS REGISTERED TO DO SO, THE GAS BOILER ITSELF AND THE FINAL CONNECTION OF THE WATER PIPEWORK TO THE BOILER, MUST BE DONE BY A GAS SAFE REGISTERED ENGINEER.
- ALL ELECTRICAL INSTALLATION /ALTERATIONS MUST BE PERFORMED BY A REGISTERED ENGINEER AND CONFORM TO PART P OF THE BUILDING REGULATIONS & BS 7671
- NEW FLOOR SLABS TO MEET MIN U VALUE REQUIRED OF 0.22 W/M²K SOLID GROUND FLOOR TO CONSIST OF 150MM HARDCORE. BLINDED WITH 50MM SAND BLINDING. PROVIDE 100MM GROUND BEARING SLAB CONCRETE OVER A 1200MM GAUGE DPM. DPM TO BE LAPPED IN WITH DPC IN WALLS. FLOOR TO BE INSULATED OVER A VCL ON SLAB WITH MIN 100MM THICK CELOTEX GA4000. 25MM INSULATION TO CONTINUE AROUND FLOOR PERIMETERS TO AVOID THERMAL BRIDGING.
- ALL NEW UPVC WINDOWS/DOORS TO BE TRIPLE GLAZED WITH SUITABLE LINTEL OVER & INCLUDE 1200mm² TRICKLE VENTS

No.	DESCRIPTION	DATE
A	Issued for Information	24/01/24
B	Issued for Planning Permission	18/03/24

NORTH CONSTRUCTION: DESIGN & BUILD
from conception to completion

26 Church St.
Gawber
S.Yorks
S75 2RH

Tel: 01226 828972
Mob: 07974116241
https://bennorth60.wixsite.com/ncdb

Project Title

MARK BILOUS

PROPOSED EXTENSION

MILL HOUSE, REDBROOKE RD. S75 2RS

Drawing Title

Proposed Arrangement - Pool Area

Scale	Drawn By	Checked By	Date
As indicated	BN	MB	18/03/24

Drawing Number	Revision
NCBD- MBL- A204	B

THIS DRAWING IS COPYRIGHT : CONTRACTORS MUST CHECK ALL DIMENSIONS ON SITE : USE WRITTEN DIMENSIONS ONLY : ANY DISCREPANCIES MUST BE REPORTED TO DESIGN OFFICE BEFORE PROCEEDING

Original Sheet Size A1