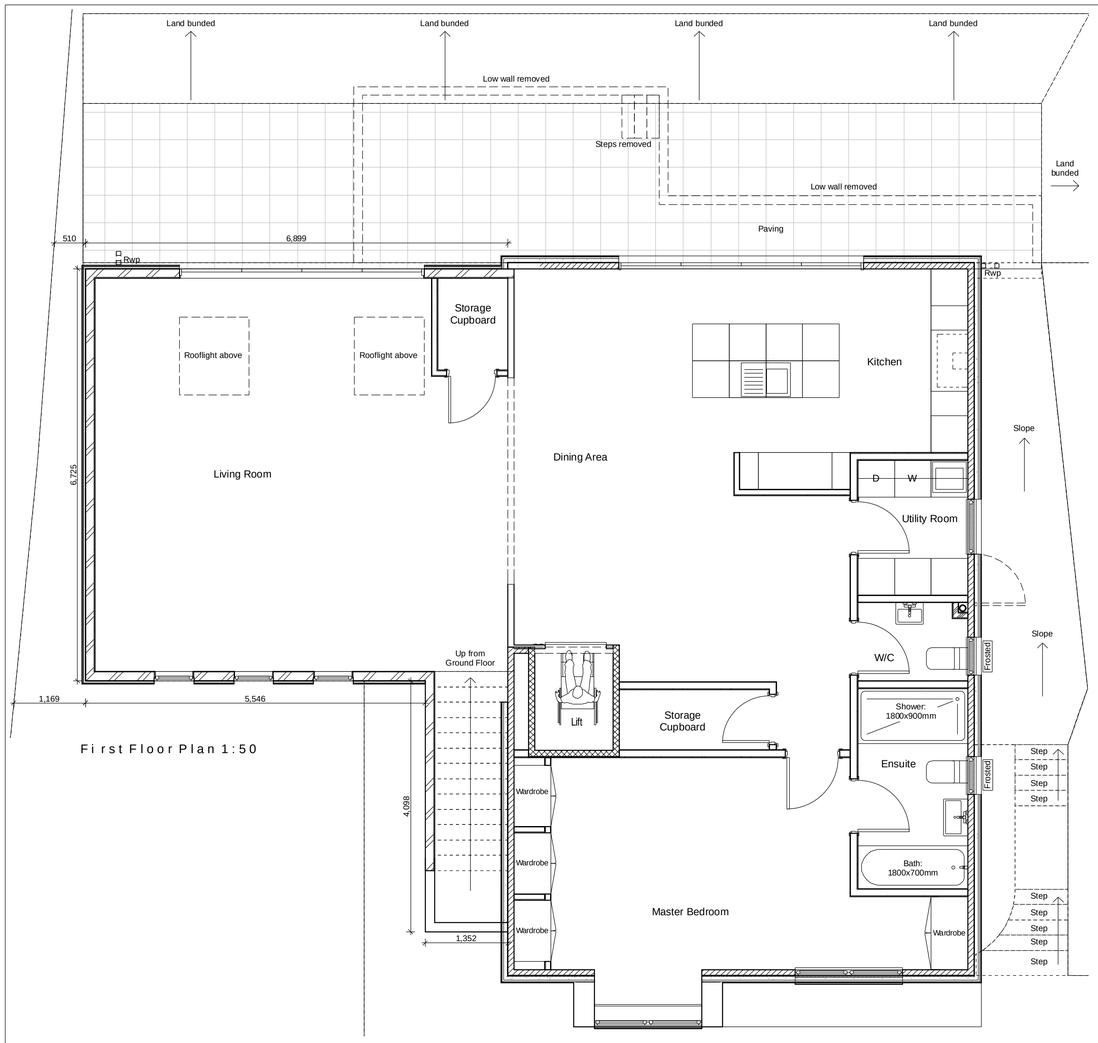

F i r s t F l o o r P l a n 1 : 5 0

G r o u n d F l o o r P l a n 1 : 5 0



F r o n t E l e v a t i o n 1 : 5 0



S i d e E l e v a t i o n 1 : 5 0

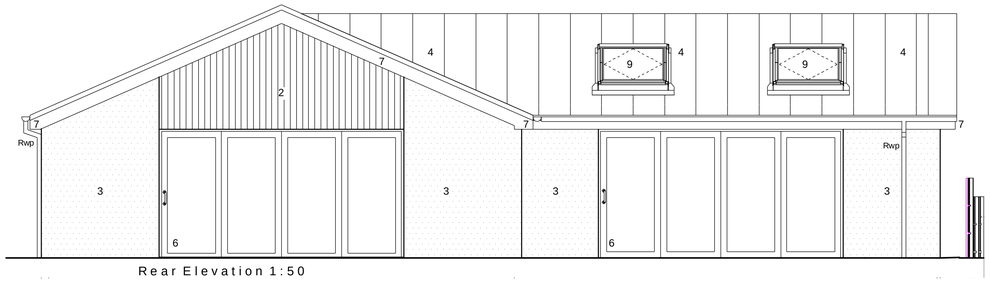

R e a r E l e v a t i o n 1 : 5 0

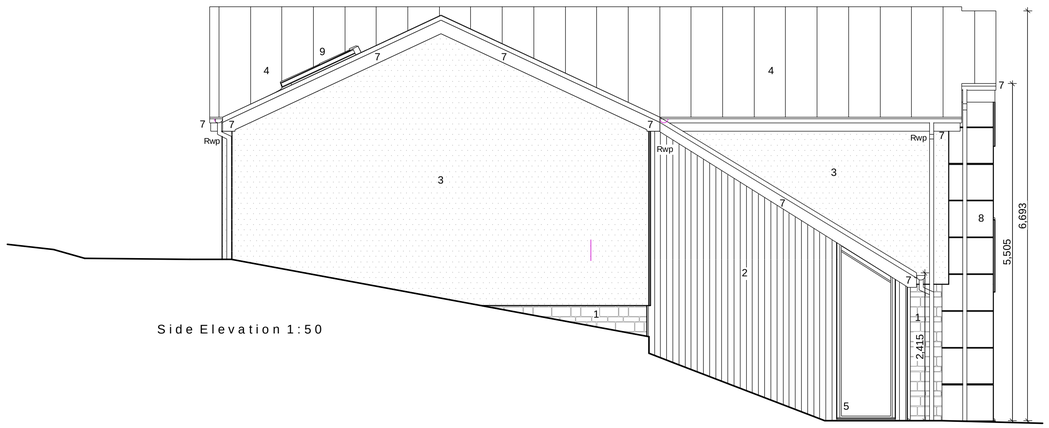

S i d e E l e v a t i o n 1 : 5 0

Contractor must verify all dimensions on site before commencing any work or shop drawings. If this drawing exceeds the quantities taken in any way, the building designers are to be informed before the work is initiated.
Only figured dimensions to be taken from this drawing. Do not scale off this drawing.
Drawing based on Ordnance Survey and/or existing record drawings - design and drawing content subject to Site Survey, Structural Survey, Site Investigations, Planning and Statutory Requirements and Approvals.
All drainage layouts are schematic and invert levels must be established prior to construction.

Material Key:

1. Stone
2. Vertical cedar timber cladding.
3. Off white through colour render.
4. Grey standing seam metal roof.
5. Grey window.
6. Grey door.
7. Grey fascias and soffits.
8. Grey Natura Pro cladding.
9. Rooflight.

Note: All black rainwater goods

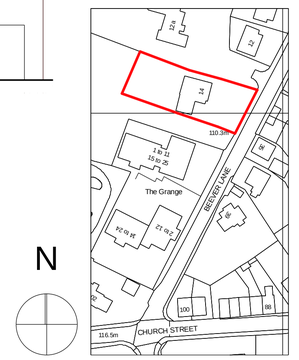

S i t e L o c a t i o n P l a n 1 : 1 2 5 0



S i t e B l o c k P l a n 1 : 5 0 0

Project Status:	PLANNING ONLY

transform | architects...

4 Rushmead Court, Ossett, WF5 0NZ
tel: 01924 265 080 - fax: 0871 66 11 003
web: www.transformarchitects.co.uk email: info@transformarchitects.co.uk

Project:	14 Beever Lane, Barnsley, South Yorkshire, S75 2RP
Client:	Mr and Mrs Ward
Drawing Title:	Prop Arrangements A1
Scale:	1:50, 1:500, 1:1250
Date:	03 - 02 - 2014
Drawn By:	MNB
Drawing Number:	T660 - PL02
Revision:	Nil