Materials Schedule

1. Buff Facing Brickwork with coloured mortar.
2. Red Facing Brickwork with coloured mortar.
3. Interlocking concrete roof tiles.
4. Flat panel architectural board. Trespa or similar. Colour to be determined.
5. Off White thru coloured render Sto / Webber or similar.
6. Black UPVC windows
7. 'Manse Masterdor' external doors colour to be determined with client / architect.
8. Black UPVC rainwater goods
9. Black UPVC Fascias & Soffits
10. Planar glass canopy with stainless steel struts & rigging anchor fixing back to masonry. Glass to be toughened safety glass.
11. Velux Windows
12. Coloured toughened laminated glass panel on proprietary stainless steel fixings. Finish & colours to be determined with client / architect.
13. Juliet Balcony to be designed in accordance with recommendations set out within BS 6180:2011 & BS EN 1993. Comprising steel CHS top and bottom rails fixed back to masonry via fixing plate and dome head bolts. Vertical bars to be RHS welded to top and bottom rails. No gaps larger than 100mm. All balconies to be Polyester Powder Coated - Black (additional to the finished metal coating).
14. Powder coated (black) Metal Gate in between access ginnel. Comprising CHS vertical bars - no opening greater than 100mm - welded to top and bottom RHS rails.
15 Powder coated metal balustrade. Two horizontal CHS rails bolted back to masonry via fixing plate and dome head bolts.

Brief Assumptions

Required:
DQS Newbuild General Needs
Core HQI - minimum score unit size 41
- minimum score Unit layout 32
- minimum score Unit services 22

Code for Sustainable Homes Level 3

Full Secured By Design

Not required: -

Lifetime Homes

General Notes:
Approximate internal finish to finish dimensions rounded up / down accordingly by +/- 5mm tolerance. It does not include for areas <1500mm in height.

All metal barrier railings to tops of retaining wall to be minimum 1.1m high above top of wall. Powder coated metal railings (black).

Based on client approved layout 2121.50.021B

Key

Obscure Glazing - type to be confirmed.

© Acanthus WSM Architects

The general contractor is responsible for the verification all dimensions on site and the architect is to be informed of any discrepancy.

The status of information contained in a computer copy of this drawing shall be limited to that conveyed by the paper copy.

Revisions:

Rev .	Date	By\Chk	Note
A	17/08/11	SH/DP	Approximate internal dimensions & note amended.
B	17/10/11	SH/DP	Obscure glazing note added to relevant windows. Shadows added.

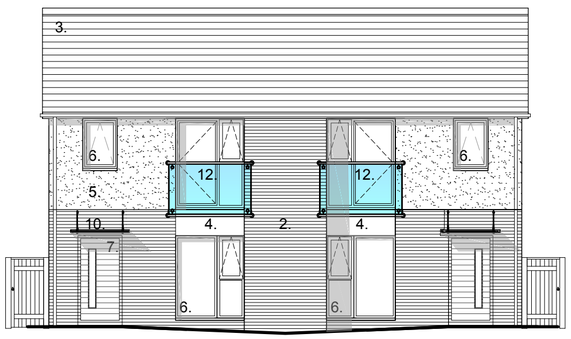

Front Elevation

3B5P Type B - Plot 7 | 3B5P Type B - Plot 8

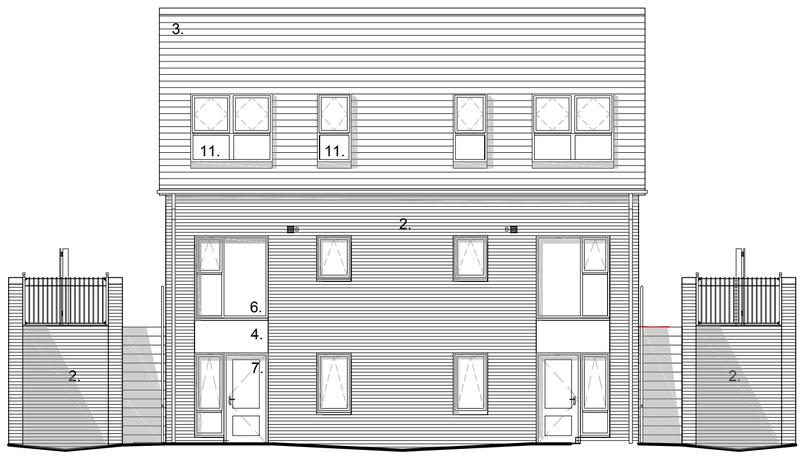

Rear Elevation

3B5P Type B - Plot 8 | 3B5P Type B - Plot 7

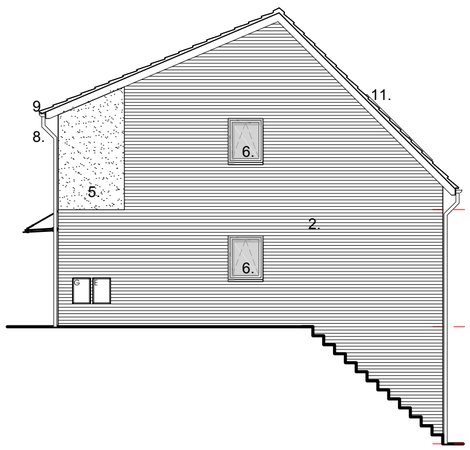

Typical side elevation

3B5P Type B - Plot 8 (Plot 7 handed)

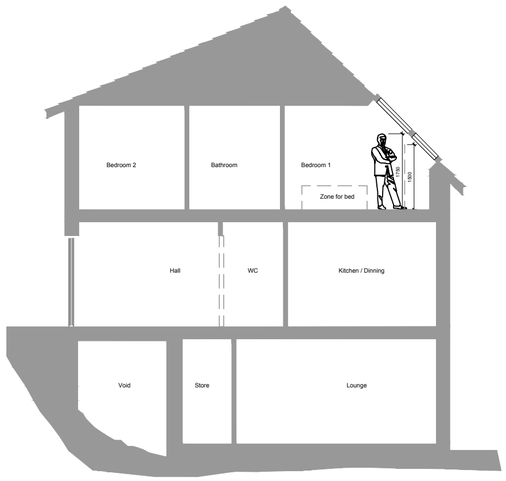

Typical Cross section A

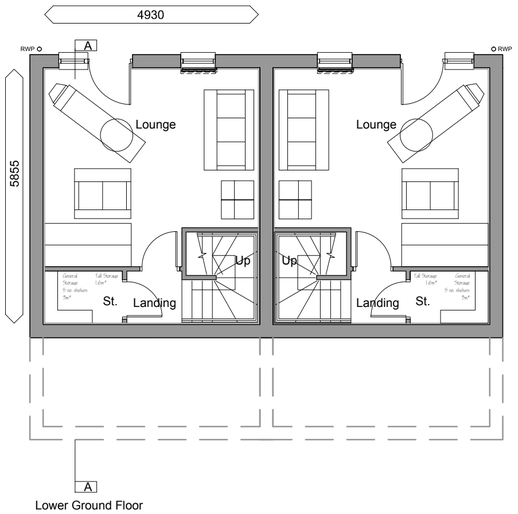

Lower Ground Floor

3B5P Type B - Plot 7 | 3B5P Type B - Plot 8

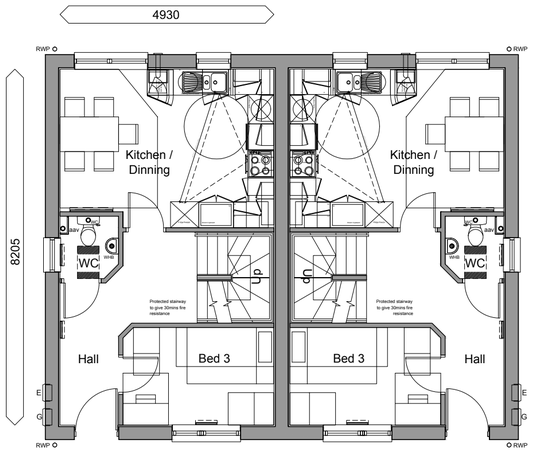

Ground Floor

3B5P Type B - Plot 7 | 3B5P Type B - Plot 8

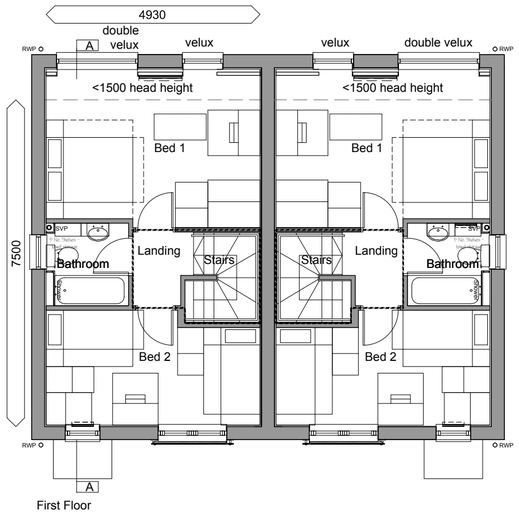

First Floor

3B5P Type B - Plot 7 | 3B5P Type B - Plot 8

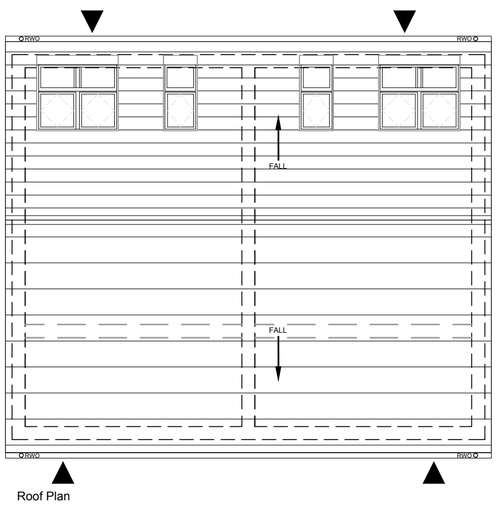

Roof Plan

3B5P Type B - Plot 7 | 3B5P Type B - Plot 8

1:100 SCALE BAR

0 .5 1 2 3 5 Metres

House Type B

Plots 7-8 - 106.1m²

Burton Road, Barnsley

Yorkshire Housing

YORKSHIRE HOUSING

drawing status

- approval
- construction
- preliminary
- record
- information
- comment
- tender

Scale	1:100 @ a2
Date	July 2011
Drawn\Checked	SH
Dwg.No	2121.50.125B

Acanthus WSM Architects

Woodhall. Woodhall Lane. Leeds LS28 5NY. TEL. 0113 239 3414. FAX 0113 256 9688. E-Mail. architects@acanthuswsm.com

S:\2121\00 Burton Road\Drawings\Architecture\2121.50.112A_110B_130B_140A_140B_150C_170A_160A_160B_CA Layouts & Elevations.dwg - 125. 18/10/2011 12:00:35.
aspanoud, DWG To PDF.pc3, ISO full bleed A2 (594.00 x 420.00 MM), 1:1