

- REFER TO NBS N13 336
- REFER TO NBS N13 336
- REFER TO NBS N13 300
- REFER TO NBS N13 315
- REFER TO NBS N13
- REFER TO NBS N13
- REFER TO NBS N13
- REFER TO NBS N13
- REFER TO NBS N13
- REFER TO NBS N13
- TBC

- DRAINAGE PLAN KEY:**
- DENOTES ABOVE GROUND DRAINAGE
  - DENOTES UNDERGROUND DRAINAGE (FOUL DRAINAGE)
  - DENOTES UNDERGROUND DRAINAGE (SURFACE DRAINAGE)
  - DENOTES SPOT FOR NEW CORE DRILLING IN EXISTING SLAB INTO BASEMENT
  - DENOTES NEW RODDABLE STUB STACK WITH AIR ADMITTANCE VALVE. PENETRATION INTO NEW FLOOR SLAB.
  - DENOTES NEW PENETRATION THROUGH EXISTING BASEMENT WALL TO DRAIN INTO EXISTING EXPOSED DRAINAGE PIPES.
  - DENOTES STUB STACK WITH AIR ADMITTANCE VALVE IN IPS
  - DENOTES RODDING EYE IN IPS
  - DENOTES EXTERNAL MANHOLE
  - RAINWATER PIPE
  - BACK INLET GULLY
  - VENT PIPE

TO ENSURE THAT ALL NEW ABOVE GROUND DRAINAGE INSTALLATIONS FROM TOILETS AND OTHER AREAS WHERE STUB STACKS /AAV HAVE BEEN REQUESTED, THE CONTRACTOR TEAM MUST ENSURE THAT THE ABOVE GROUND DRAINAGE RUNS EXTEND TO A HEIGHT SO THAT THEY CAN BE ACCESSED AND RODDED FROM BEHIND THE HINGED ACCESS PANELS. DRAINAGE THEREFORE NEEDS TO BE RAISED UP TO THE HEIGHT OF ACCESS HINGED PANELS

UTILIZE ENSIGN CAST IRON DRAINAGE BELOW GROUND (WHERE BENEATH THE EARTH), AND UTILIZE ENSIGN CAST IRON DRAINAGE WITHIN THE BASEMENT AREAS.

CONTRACTOR TO PRICE FOR ALL OF THE ENSIGN PROPRIETARY COMPONENTS. PIPE SECTIONS ARE TO BE JOINED BY THE STANDARD COUPLING SYSTEM. REFER ALSO TO THE ATTACHED SURFACE AND FOUL SUMMARY SHEET FOR ALL REQUIREMENTS.

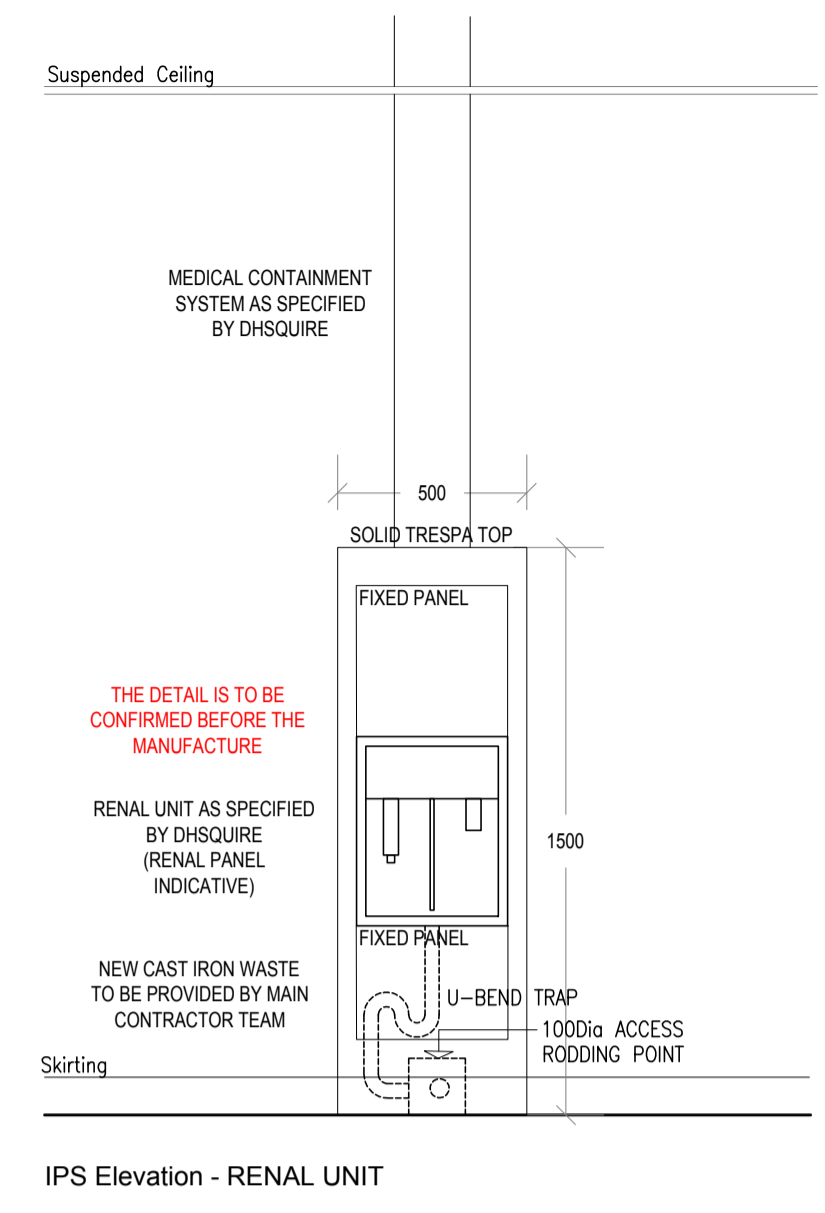
PLEASE REFER TO DEMOLITION DRAWINGS FOR EXISTING SANITARY WARE STRIP OUT REQUIREMENTS.

ALL NEW WASTES PASSING THROUGH FIRE COMPARTMENT FLOORS OR WALLS ARE TO RECEIVE APPROPRIATE HILITI FIRE COLLARS.

ABOVE GROUND WASTE FROM W.C. TO BE 100mm DIAMETER ABOVE GROUND WASTE FROM WHB AND SINKS TO BE 50/75mm DIAMETER.

ALL NEW SANITARY WARE IS TO BE FIXED IN STRICT ACCORDANCE WITH THE MANUFACTURER INSTRUCTIONS.

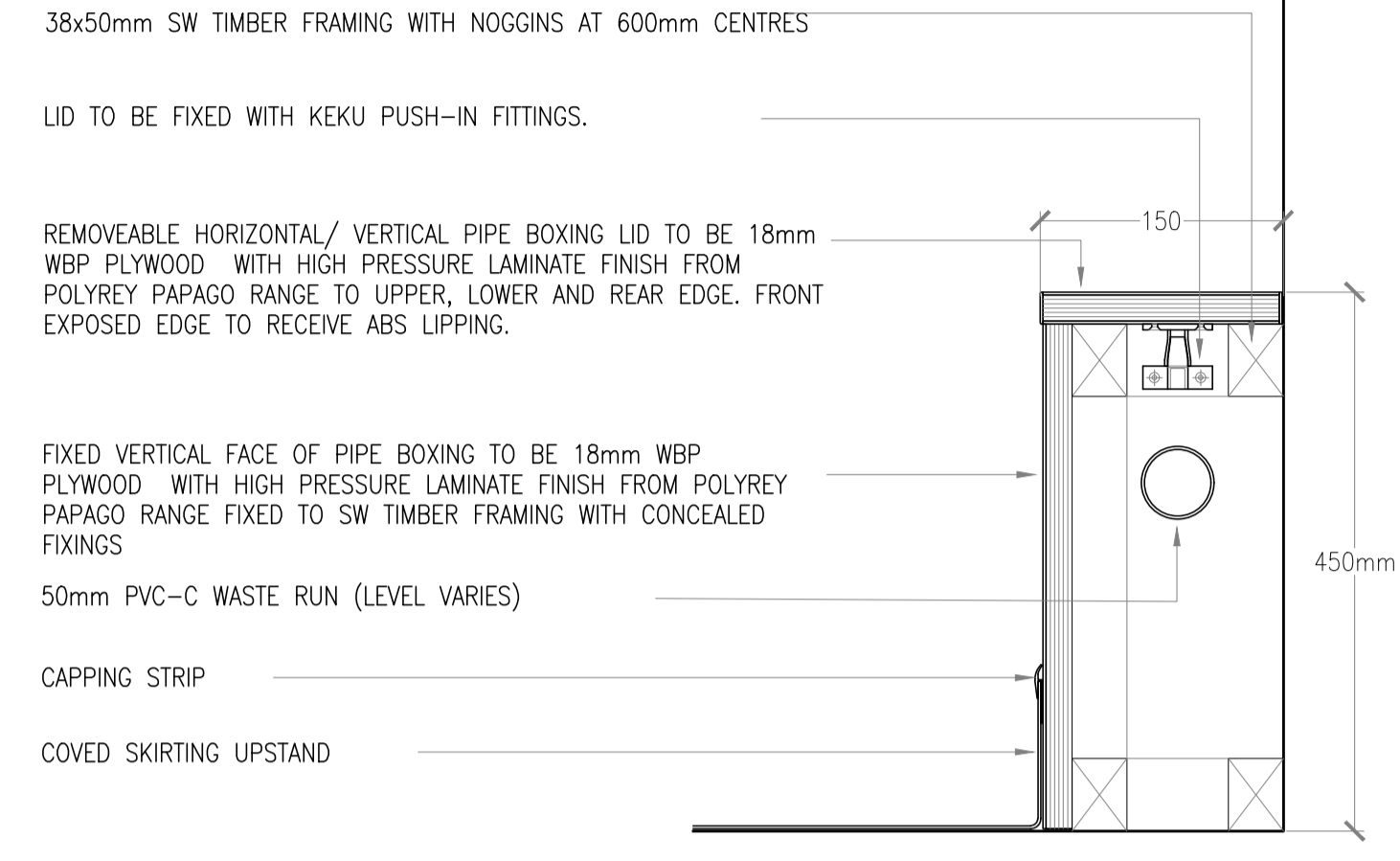
**GENERAL DETAIL - RENAL UNIT**



**DETAIL - HORIZONTAL/VERTICAL PIPEWORK SECTION DETAIL**  
32Ø/ 40Ø/ 50Ø (ABOVE GROUND DRAINAGE) NBS K11

**GENERAL NOTES:**

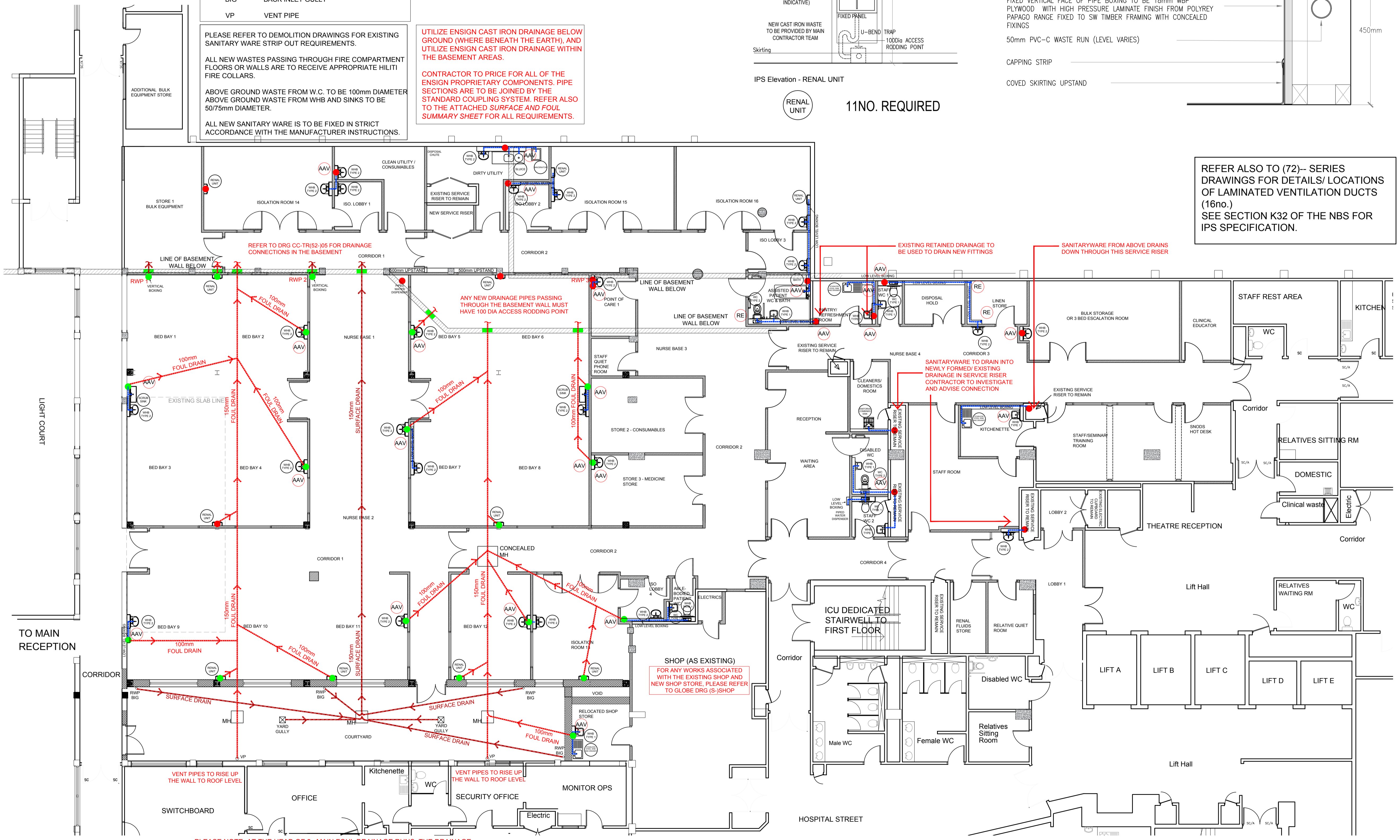
- ALL NEW VERTICAL AND HORIZONTAL PIPE BOXINGS TO BE SUPPLIED AND FIXED BY MAIN CONTRACTOR CHOICE/ SPECIALIST JOINER.
- CONTRACTOR TO PROVIDE FABRICATION DRAWINGS FOR ALL BOXINGS TO ARCHITECT FOR COMMENT PRIOR TO MANUFACTURE.
- CONTRACTOR TO ENSURE THAT ALL TRADES ARE SUITABLY PROGRAMMED TO ENSURE THAT DRAINAGE PIPEWORK IS INSTALLED PRIOR TO BOXING REQUIREMENTS BEING SITE MEASURED. - BOXINGS TO BE SUITABLY PROTECTED AND ARE TO RECEIVE NEW COVED SKIRTING AND CAPPING STRIP.



IPS Elevation - RENAL UNIT

RENAL UNIT 11NO. REQUIRED

REFER ALSO TO (72)-- SERIES DRAWINGS FOR DETAILS/ LOCATIONS OF LAMINATED VENTILATION DUCTS (16no.) SEE SECTION K32 OF THE NBS FOR IPS SPECIFICATION.



SHOP (AS EXISTING) FOR ANY WORKS ASSOCIATED WITH THE EXISTING SHOP AND NEW SHOP STORE, PLEASE REFER TO GLOBE DRG (S-SHOP)

PLEASE NOTE: AT THE HEAD OF 2x MAIN FOUL DRAINAGE RUNS, THE DRAINAGE IS TO EXTEND BEYOND THE HEAD OF THE 2 NEW EXTENDED MANHOLES AND BE TAKEN VERTICALLY UP THE FACE OF THE ADJACENT BUILDING TO ROOF LEVEL, VIA PPC PIPEWORK TO MATCH THE NEW RWP'S ADJACENT.

This drawing is the copyright of globe architects Do not scale from this drawing © 2018

**Drawing status**

Notes	Drawn by LP	Size A1	Scale 1:100	Status	Rev	Date
FEASIBILITY STUDY				F	-	
TENDER ISSUE				T	-	07.05.21
FINAL TENDER ISSUE				T	-	20/05/2021
FOLLOWING THE REVIEW						
- 2no. WHBs added (Lobby 1 and Bulk Store);						
- 2no. water dispensers added (Nurse Base 2 and Waiting Room);						
AMENDMENTS:						
				T	A	08/06/2021
- Drainage strategy changed (following the site survey);						
- Renal units and drainage added;						
- Vent pipes and yard gullies added;						
- Internal concealed manhole added.						

Drawing status annotation  
P-Preliminary T-Tender D-Design (post preliminary) C-Construction As-As Built

**Client**

BARNSELEY HOSPITAL NHS FOUNDATION TRUST

**Project title**

CRITICAL CARE UNIT

**Project no**

170-033

**Drawing title**

BELOW AND ABOVE GROUND DRAINAGE & SANITARYWARE  
GROUND FLOOR

**Drawing no**

CC-TR(52)-01

**Status**

T

**Revision**

A