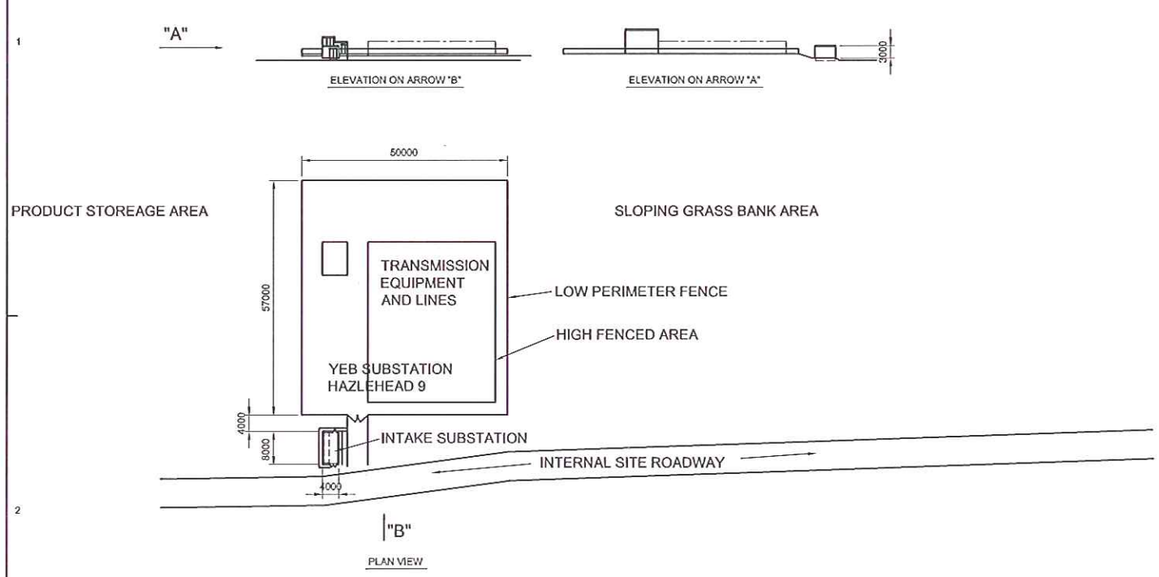
DRG. No. G 09-02-039 A

DO NOT SCALE

FIRST ANGLE PROJECTION

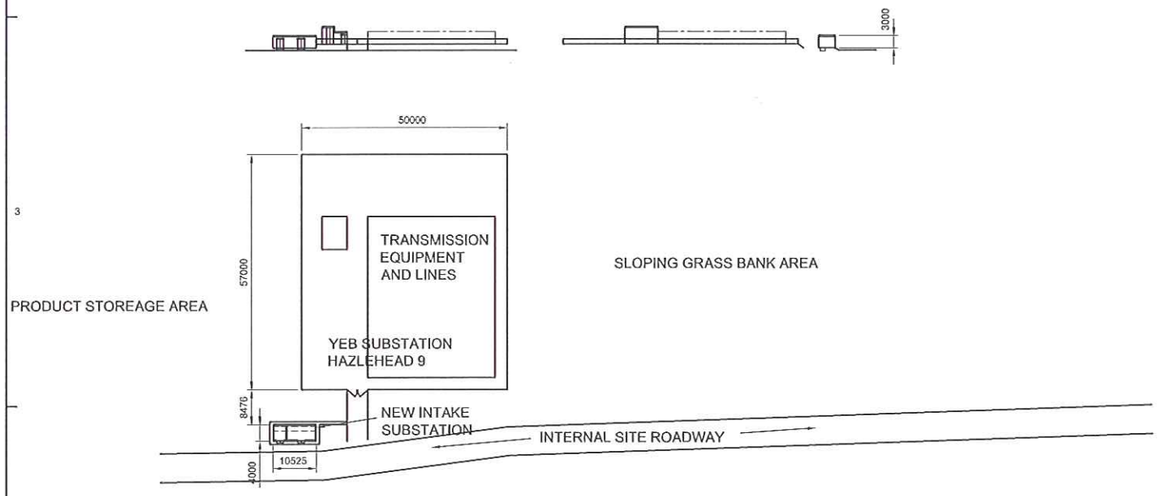
IF IN DOUBT ASK

NOTE:- THIS IS A CAD DRAWING ANY ALTERATIONS MUST BE CARRIED OUT ON CAD



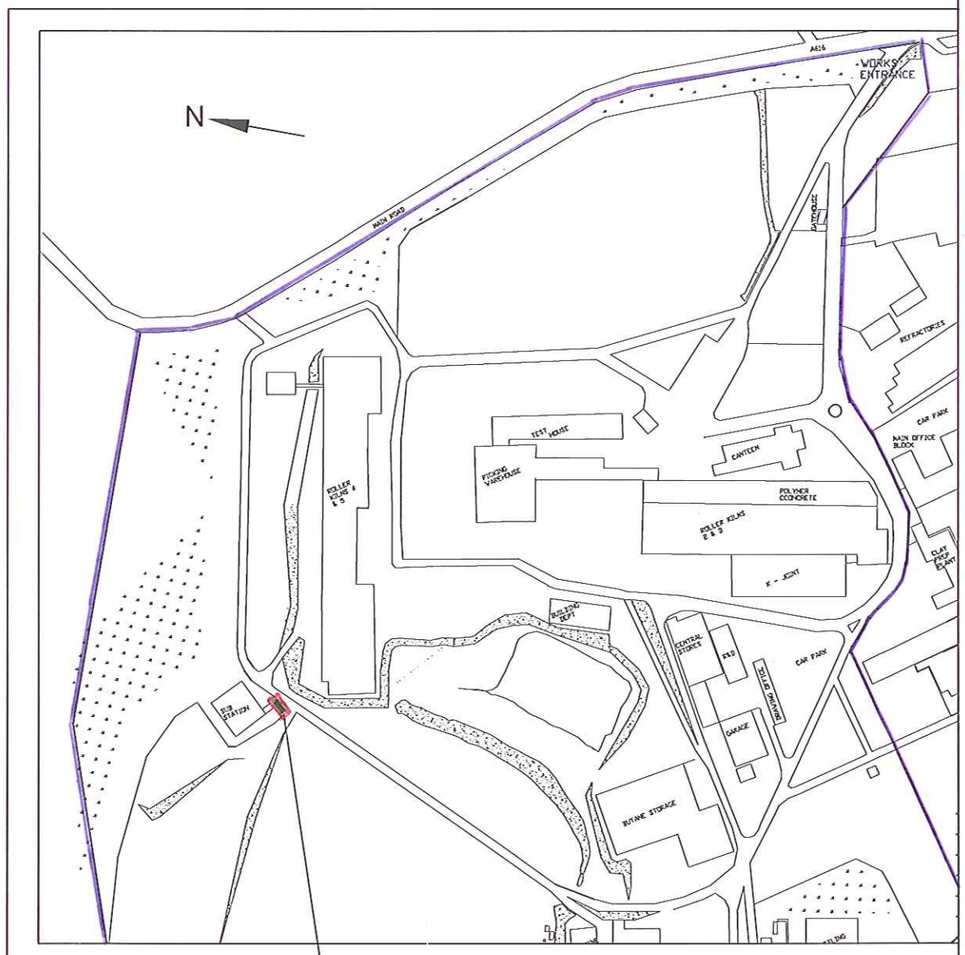
EXISTING LAYOUT OF INTAKE SUB STATION

SCALE - 1 : 500



PROPOSED LAYOUT OF NEW REPLACEMENT INTAKE SUBSTATION Ⓐ

SCALE - 1 : 500



LOCATION PLAN OF AREA
INTAKE SUB MARKED WITH AN ARROW

SCALE 1:1500

REVISION

	NAME	DATE
A	D CROSSLAND	17-06-13

ADDITIONAL DETAILS TO EXISTING LAYOUT ADDED

Copyright and Confidentiality Notice

This drawing is the property of Wavin . Wavin owns the copyright subsisting in this drawing. The contents of this drawing are confidential to Wavin. Each article depicted herein is subject to design right protection. In accordance with the Copyright, Designs and Patents Act, 1988, neither the drawing, nor any article depicted herein, may be copied (in whole or in part) without the prior written consent of Wavin. This drawing may not be used or disclosed to third parties without the prior written consent of Wavin. Any copies of this drawing made with prior written consent of Wavin must include this statement on the legend:- " © Wavin 2010". Any articles made to this drawing with the prior written consent of Wavin must carry the legend:- "Wavin Design Right 2010".

TOLERANCES AS BELOW EXCEPT AS SHOWN
UNLIMITED MACHINING DIMENSIONS ±0.25
UNLIMITED FABRICATED DIMENSIONS ±2
SURFACE FINISH $\sqrt{}$ EXCEPT AS SHOWN
DRAWING OFFICE PRACTICES BS 308
WELDING PRACTICE BS EN 1011 Pt 1 & 2
SCREW THREADS SEE BS 3643 Pt 1 & 2

Wavin UK (Holdings) Ltd

PROCESS & ENGINEERING DEPARTMENT

TITLE
HAZLEHEAD INTAKE SUBSTATION

LAYOUT SHOWING POSITION OF NEW REPLACEMENT INTATE SUBSTATION

DRAWN	D CROSSLAND
DATE	17-06-13
CHECKED	JE
APPROVED	PS
SCALE AT A0	AS STATED
FACTORY	
SECTION	
SUB SECTION	
NUMBER	
REVISION	

DRG No. G 09-02-039 A