

EXISTING FRONT ELEVATION

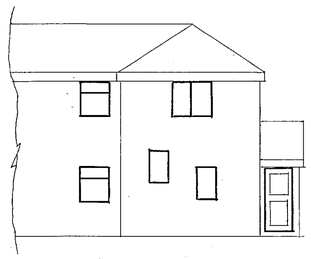

PROPOSED FRONT ELEVATION



EXISTING REAR ELEVATION

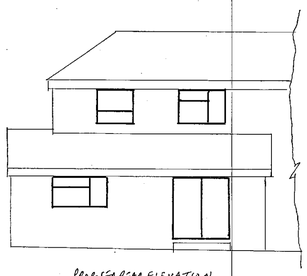

PROPOSED REAR ELEVATION

ELEVATIONS SCALE 1:100

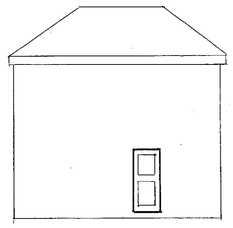

EXISTING SIDE ELEVATION

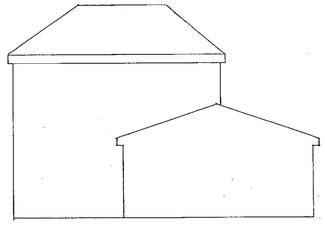

PROPOSED SIDE ELEVATION

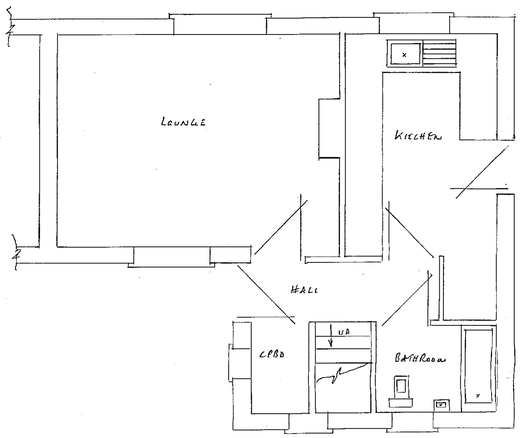

EXISTING GROUND FLOOR PLAN SCALE 1:50

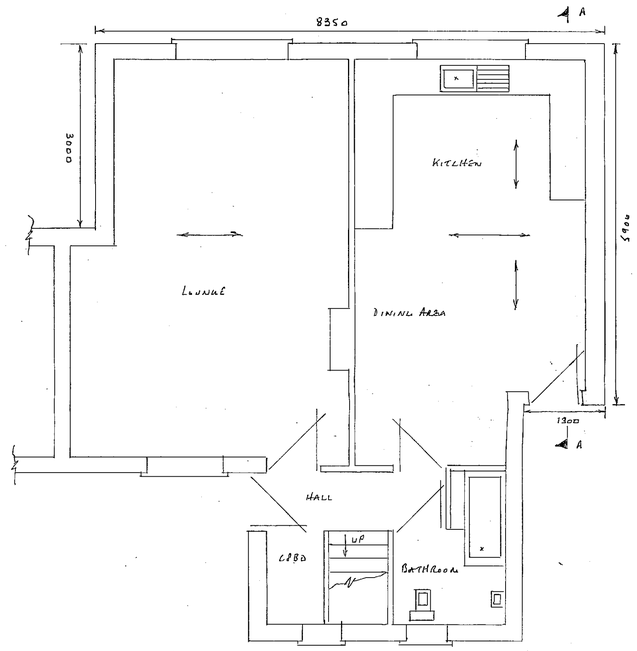

PROPOSED GROUND FLOOR PLAN SCALE 1:50

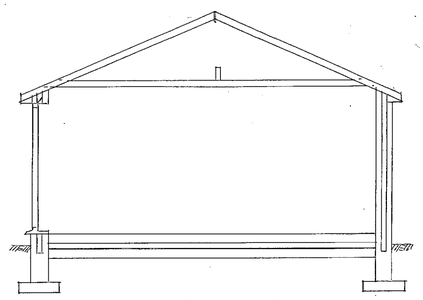

SECTION THRU' A-A SCALE 1:50

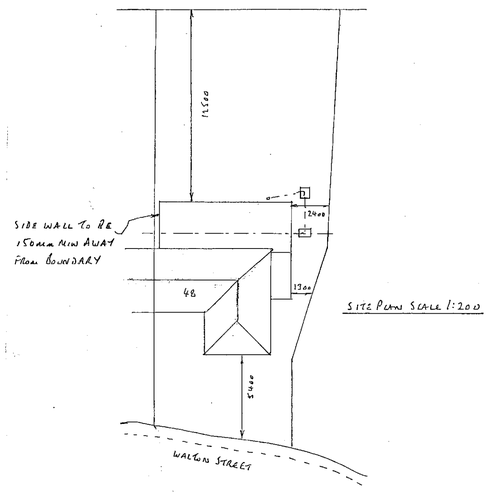

SITE PLAN SCALE 1:200

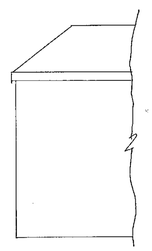

EXISTING SIDE ELEVATION

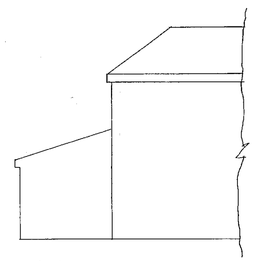

PROPOSED SIDE ELEVATION

GENERAL

- DOORS & WINDOWS TO MATCH EXISTING & TO HAVE TRICKLE VENTS 8000 MM² TO BE PILKINGTON K GLASS WITH A 16MM AIRGAP & SOFT LOW E COATING U VALUE TO BE 1.6 DOORS TO HAVE TOUGHENED GLASS
- KITCHEN TO HAVE FAN EXTRACTING 60L/SEC & CONTROLLED BY AN INDEPENDENT SWITCH
- MAINS WIRED SMOKE ALARMS TO BE PROVIDED TO CIRCULATION AREAS ON EVERY FLOOR WITH BATTERY BACKUP & INTERLINKED TO A SEPERATE CIRCUIT
- ALL ELECTRICAL WORK TO COMPLY TO PART P ELECTRICAL SAFETY & MUST BE DESIGNED INSTALLED INSPECTED AND TESTED BY A COMPETENT REGISTERED UNDER THE COMPETENT PERSON SCHEME A COPY OF THE BUILDING REGS SELF CERTIFICATE IS TO BE GIVEN TO THE LA ON COMPLETION OF THE WORKS
- HEATING ALTERATIONS TO BE DONE BY A GAS SAFE ENGINEER & TRVS REQ. FOR EXTENSION OF THE HEATING SYSTEM
- ←→ POSITIONS OF RSJ'S & CALCS REQ BEFORE APPROVAL OF THE DRAWING
- PDMS. TO GO BELOW DRAINS & BRIDGED OVER WITH CONC. LINTELS

FOUNDATIONS

- 600X150MM CONC STRIP DEPTH 750MM SUBJECT TO LA APPROVAL

WALLS

- TRENCH BLOCKS BELOW G.L.
- BRICKWORK TO MATCH EXISTING
- 100MM LWT. CONC BLOCKS
- 100MM CAVITY FILLED WITH DRITHERM INSULATION
- STAINLESS STEEL TIE WIRES PLACED 750MM MIN HORIZONTALLY 450MM VERTICALLY & 225MM TO REVEALS
- HORIZONTAL DPC 150MM MIN ABOVE G.L. 150MM DPC'S TO REVEALS
- REVEALS TO BE INSULATED
- CG 90/100 LINTELS OVER EXTERNAL OPENINGS WITH DPC APRON OVER & WEEPHOLES EVERY 900MM END BEARINGS TO BE 150MM MIN
- NEW WALLS TIED TO EXISTING WALLS WITH SCREW IN TIES OR SIMILIAR EVERY 225MM & MAINTAINING A CONTINUOUS CAVITY

FLOOR

- 150MM HARDCORE
- 25MM SAND BLINDING
- 1200 GAUGE VISQUEEN DPM
- 70MM KINGSPAN KOOLTHERM K3 INSULATION
- 125MM CONCRETE

ROOF

- 100 X 50MM WALL PLATES
- 100 × 75MM WALL PLATE SECURED TO EXISTING WITH RAWL BOLTS EVERY METRE TO SECURE RAFTER ENDS
- 176 × 25MM RIDGE BOARD
- 145 × 47MM CEILING JOISTS AT 400 MM CENTRES WITH 225×75MM BINDER TO SUPPORT CEILING JOISTS AT SPAN TO SIDE
- 145 × 47MM RAFTERS AT 400MM CENTRES
- 200 × 25MM FASCIA WITH 6MM EXTERIOR PLY SOFFIT WITH 25MM CONT. FLYPROOF MESH
- 1M HOLDING DOWN STRAPS EVERY 3 RAFTERS
- 1M LATERAL RESTRAINT STRAPS EVERY 1.5M TO HORIZONTAL & "CUT UPS" WITH NOGGINS TO SUPPORT
- REINFORCED BITUMEN ROOFING FELT + 38×25MM TILE BATTENS
- ROOF TILES TO MATCH EXISTING WITH TILE VENTS EVERY 2M
- 10MM EAVES VENTS
- 150MM INSULATION BETWEEN JOISTS & 150MM LAID OVER AT 90°
- CODE 5 LEAD FLASHINGS

PROPOSED SIDE AND REAR SINGLE STOREY EXTENSION AT :-

4.8 WALTON STREET

CAWBER

BARNSLEY