
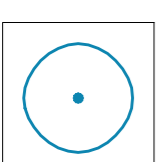


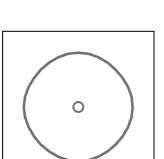
LEGEND



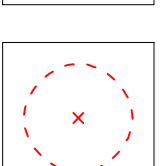
Existing tree, retention categories A1 to A3



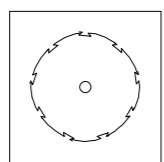
Existing tree, retention categories B1 to B3



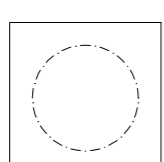
Existing tree, retention categories C1 to C3



Existing tree, retention category U



Additional vegetation - not surveyed



Root protection area

Note: Tree retention categories & root protection area as defined by BS 5837:2012

Base: Ordnance Survey

This drawing is the copyright of Rosetta Landscape Design and cannot be reproduced in any form without the express consent of the company. Written and scaled dimensions to be checked on site, any discrepancies reported prior to work commencing. **If in doubt please ask.**

This drawing has been prepared for the purpose of planning approval.

PROJECT	Barnburgh View, Goldthorpe Ph 3		
TITLE	Existing Trees on Site		
CLIENT	Gleeson Homes & Regeneration		
DATE	03 Apr 20	SCALE 1 : 250	SHEET A1
DRAWN	MP	DRAWING NO	3627/1
CHECKED	MP	REVISION	-



Chartered Landscape Architects

Swallow's Nest, Main Street
Askham Richard, York. YO26 5NA

Telephone +44 (0)1904 500410

Email design@rosettalandscape.co.uk
Web www.rosettalandscape.co.uk